



US00D357327S

United States Patent [19]

[11] Patent Number: **Des. 357,327**

Schaeffer et al.

[45] Date of Patent: **** Apr. 11, 1995**

[54] NAIL LAMP BULB

D. 310,725 9/1990 Hayakawa et al. D26/2
D. 349,969 8/1994 Yang D26/3

[75] Inventors: **George Schaeffer**, Beverly Hills;
Gavril Horvath, Tarzana, both of
Calif.

Primary Examiner—James M. Gandy
Assistant Examiner—Marcus Jackson
Attorney, Agent, or Firm—Blakely, Sokoloff, Taylor &
Zafman

[73] Assignee: **Opi Products, Inc.**, North
Hollywood, Calif.

[57] CLAIM

[**] Term: **14 Years**

The ornamental design for nail lamp bulb, as shown and
described.

[21] Appl. No.: **25,322**

[22] Filed: **Jun. 28, 1994**

DESCRIPTION

[52] U.S. Cl. **D26/3**

FIG. 1 is a front perspective view of our nail lamp bulb
design;

[58] Field of Search D26/1, 2, 3, 4, 5;
362/216, 217, 220, 221, 223, 224, 225; 313/220,
221, 312, 318, 484, 493

FIG. 2 is a side elevation view thereof;

FIG. 3 is a top plan view thereof;

FIG. 4 is a rear elevation view thereof;

FIG. 5 is a side elevation view from the side opposite
the side shown in FIG. 2;

FIG. 6 is a front elevation view; and,

FIG. 7 is a bottom plan view.

[56] References Cited

U.S. PATENT DOCUMENTS

D. 251,752 5/1979 Ariga et al. D26/3
D. 275,948 10/1984 Vakil D26/3






FIG. 1

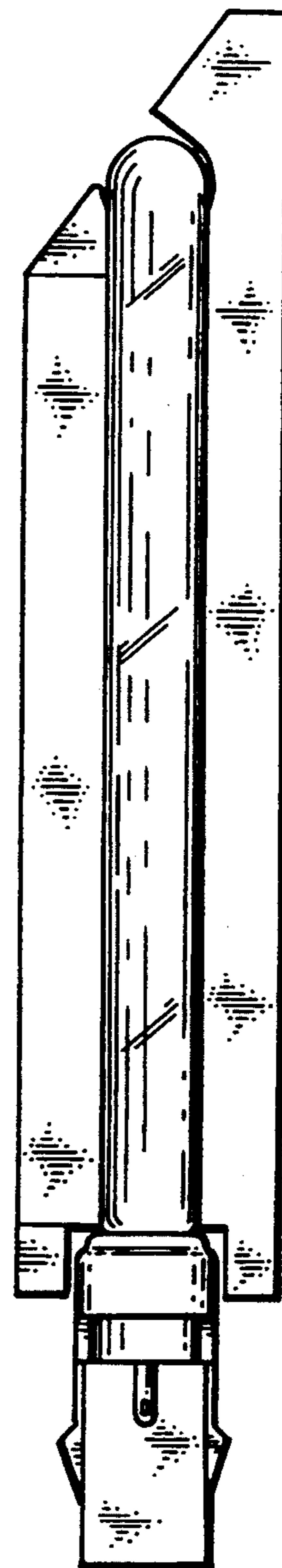


FIG. 2




FIG. 3

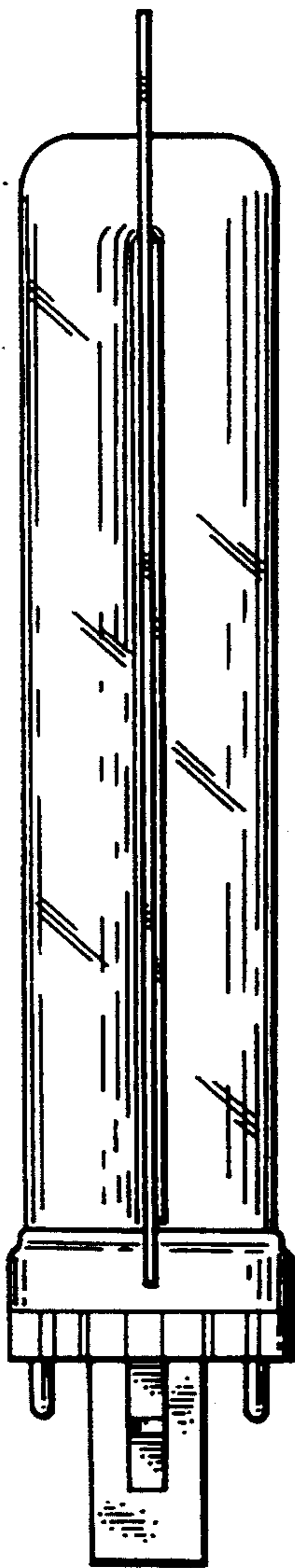


FIG. 4




FIG. 5

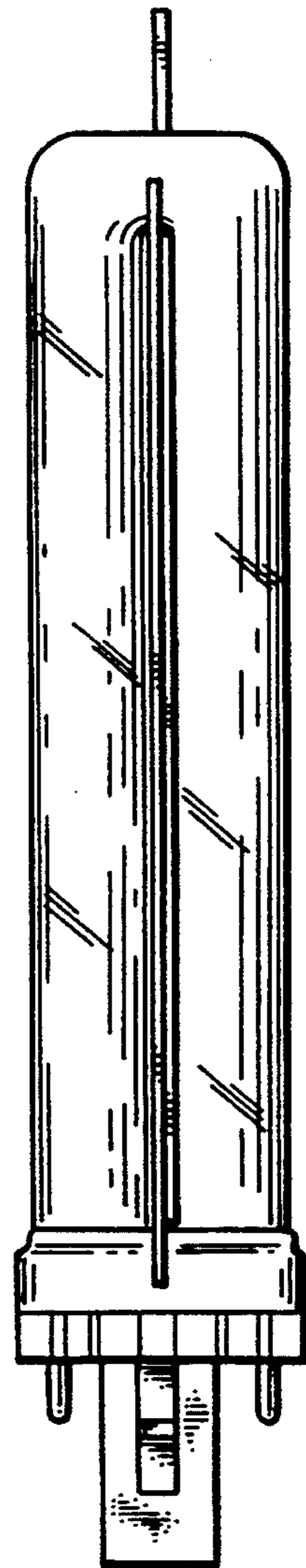


FIG. 6

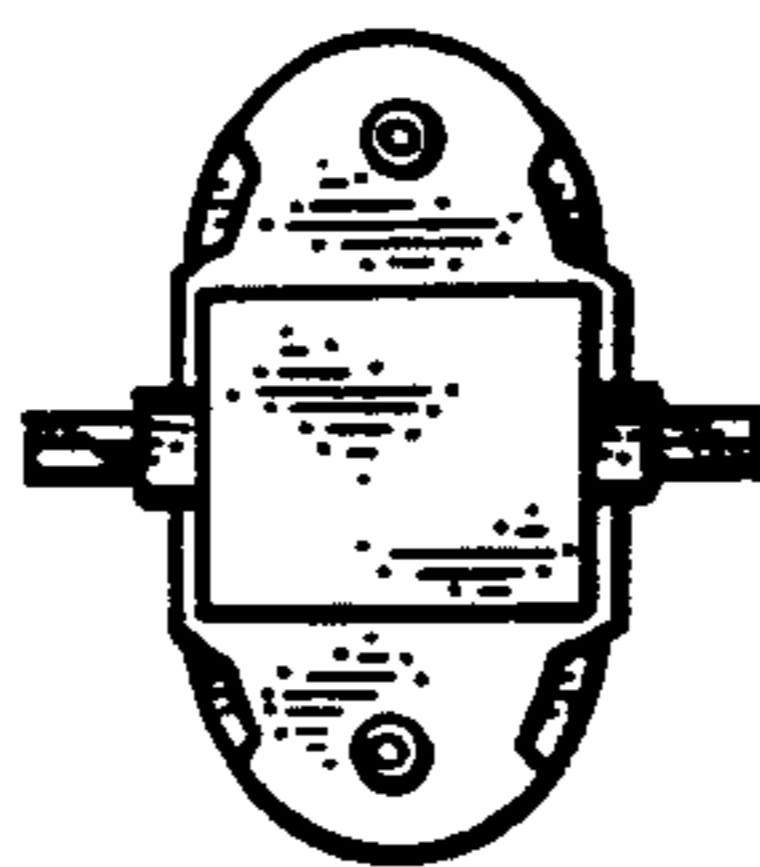


FIG. 7