



US00D357300S

# United States Patent [19]

[11] Patent Number: **Des. 357,300**

**Maynard**

[45] Date of Patent: **\*\* Apr. 11, 1995**

[54] **PLAYGROUND SLIDE**

[76] Inventor: **Georgina L. Maynard**, 1520 Valley Dr., Flatwoods, Ky. 41139

[\*\*] Term: **14 Years**

[21] Appl. No.: **14,519**

[22] Filed: **Oct. 25, 1993**

[52] U.S. Cl. .... **D21/244**

[58] Field of Search ..... **D21/244; 472/116; 482/35, 36**

2,496,951 2/1950 Menzin ..... D21/245 X  
 2,886,317 5/1959 Overton ..... D21/245 X  
 3,618,941 11/1971 Haynes et al. .  
 4,487,411 12/1984 Ahrens .  
 4,865,311 9/1989 Beekenkamp .  
 4,932,648 6/1990 Ahrens .

*Primary Examiner*—Terry A. Wallace  
*Assistant Examiner*—Mitchell I. Siegel

### [57] CLAIM

The ornamental design for the playground slide, as shown and described.

[56] **References Cited**  
**U.S. PATENT DOCUMENTS**

D. 177,752 5/1956 Parker ..... D21/245 X  
 D. 177,871 5/1956 Matters ..... D21/245 X  
 D. 187,380 3/1960 Overton ..... 482/36 X  
 D. 246,060 10/1977 Murphy ..... D21/245  
 D. 252,645 8/1979 Gale .  
 D. 334,040 3/1993 Chou et al. .... D21/244  
 1,161,098 11/1915 Willour ..... D21/245 X

### DESCRIPTION

FIG. 1 is a front elevational view of the playground slide showing my new design;  
 FIG. 2 is a rear elevational view thereof;  
 FIG. 3 is a left side elevational view thereof;  
 FIG. 4 is a right side elevational view thereof;  
 FIG. 5 is a top plan view thereof; and,  
 FIG. 6 is a bottom plan view thereof.




FIG. 1

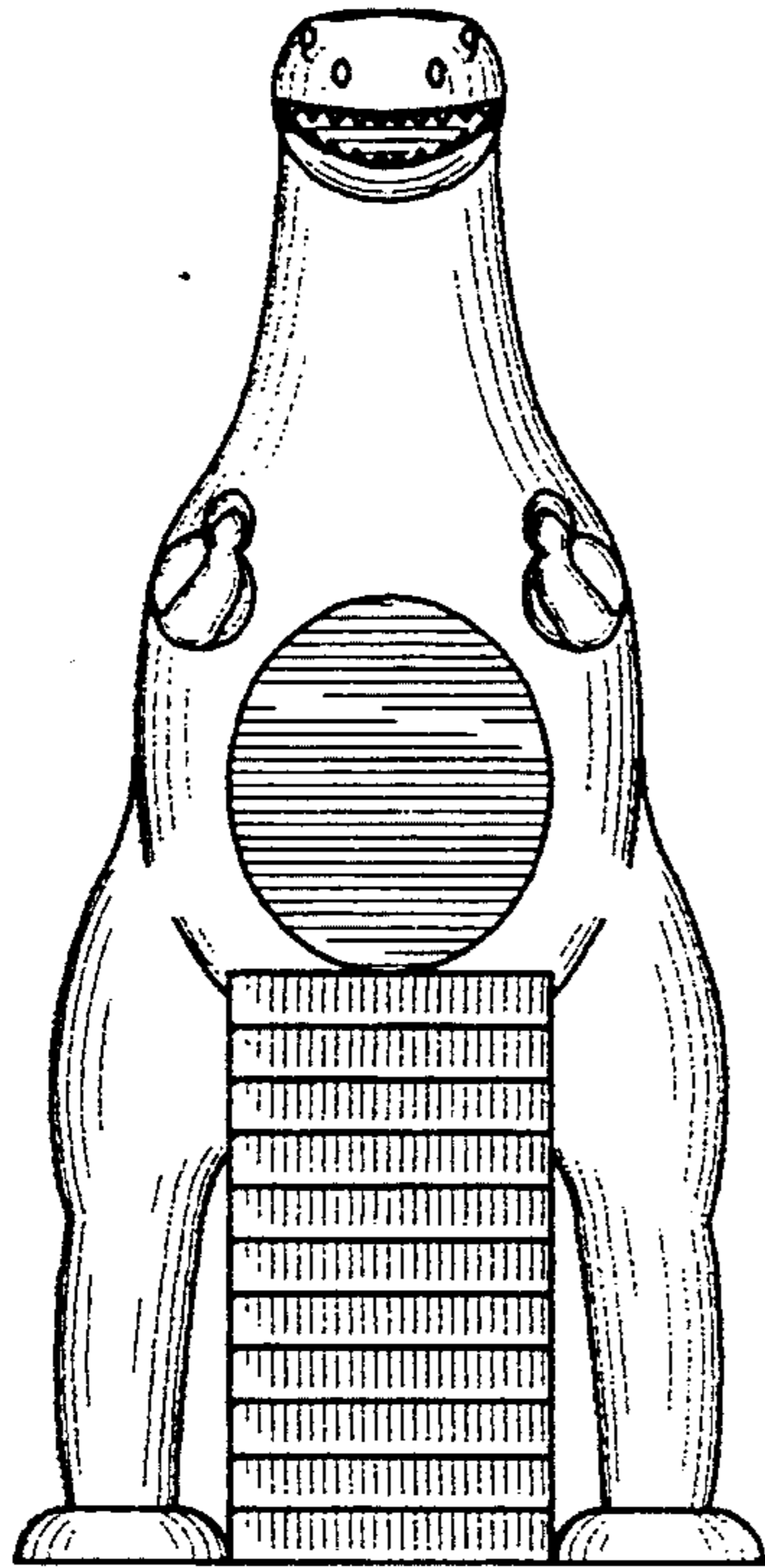


FIG. 2

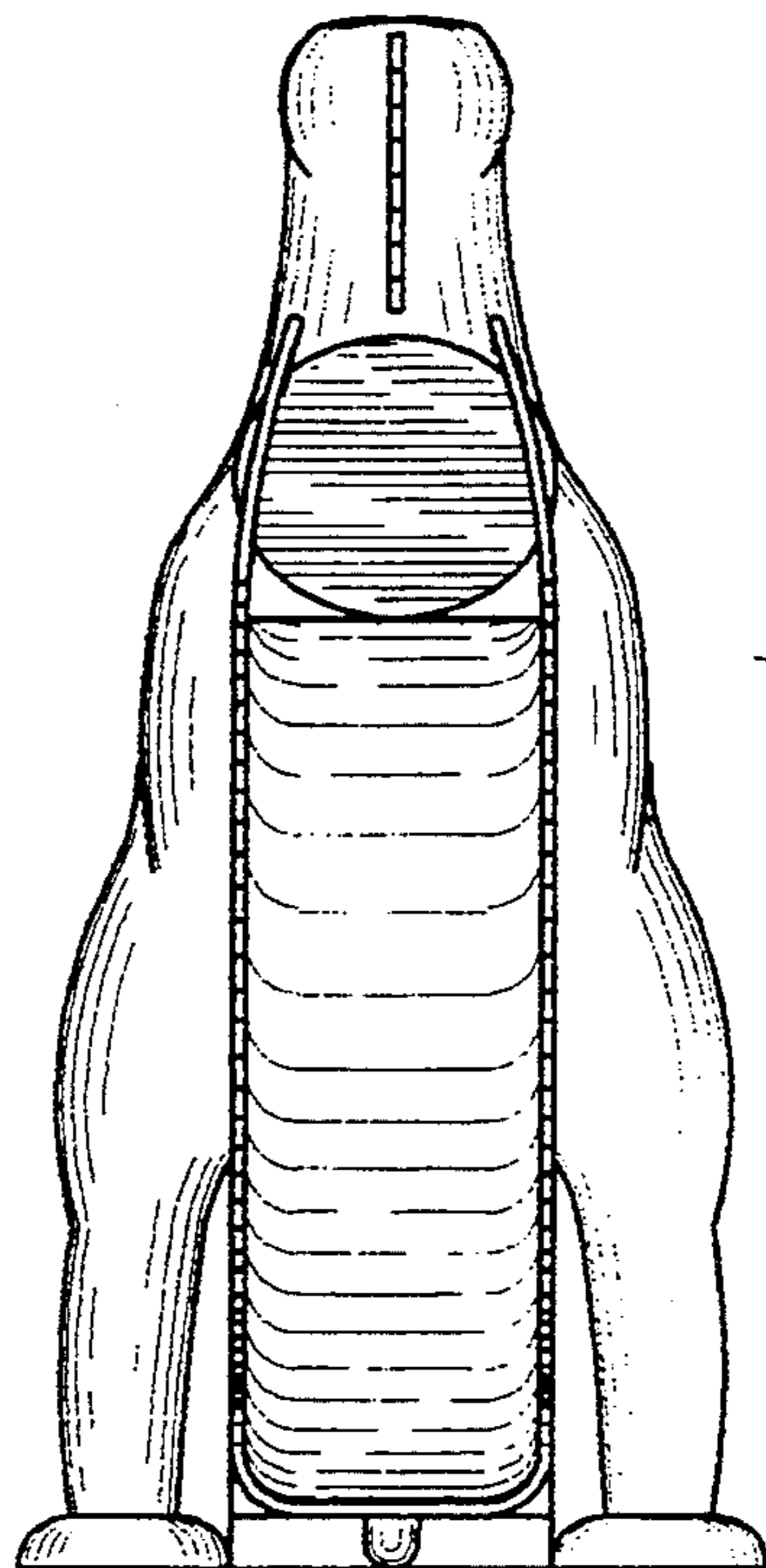


FIG. 3




FIG. 4




FIG. 5

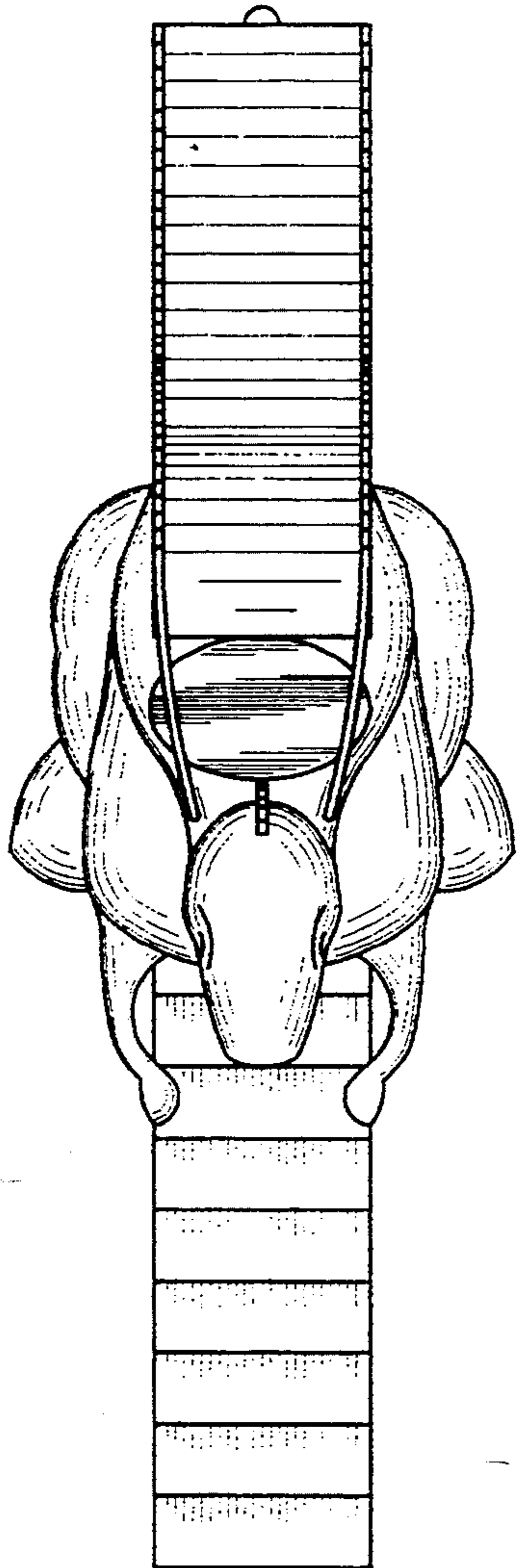


FIG. 6

