



US00D357295S

United States Patent [19] Solheim

[11] Patent Number: **Des. 357,295**

[45] Date of Patent: **** Apr. 11, 1995**

[54] **GOLF CLUB GRIP**

[75] Inventor: **Karsten Solheim**, Phoenix, Ariz.

[73] Assignee: **Karsten Manufacturing Corporation**, Phoenix, Ariz.

[*] Notice: The portion of the term of this patent subsequent to Feb. 16, 2007 has been disclaimed.

[**] Term: **14 Years**

[21] Appl. No.: **8,146**

[22] Filed: **May 11, 1993**

[52] U.S. Cl. **D21/222**

[58] Field of Search **D21/222; 273/81 R, 81 B**

[56] **References Cited**

U.S. PATENT DOCUMENTS

D. 287,527	12/1986	Solheim	D21/222
D. 307,169	4/1990	Aldridge	D21/222
D. 321,233	10/1991	Fenton	D21/222
D. 322,637	12/1991	Aldridge	D21/222
D. 333,333	2/1993	Solheim	D21/222
D. 345,192	3/1994	Solheim	D21/222
2,446,622	8/1948	Turner	.	
4,974,846	12/1990	Fenton	273/81 B

FOREIGN PATENT DOCUMENTS

451133 of 1948 Canada .
474058 of 1937 United Kingdom .

Primary Examiner—Terry A. Wallace
Assistant Examiner—Mitchell I. Siegel
Attorney, Agent, or Firm—Darrell F. Marquette;
Herbert E. Haynes, Jr.

[57] **CLAIM**

The ornamental design for a golf club grip, as shown and described.

DESCRIPTION

FIG. 1 is a front elevational view of a golf club grip embodying my new design;
FIG. 2 is a right side elevational view of the golf club grip shown in FIG. 1, the left side elevational view being a mirror image thereof;
FIG. 3 is a rear elevational view of the golf club grip shown in FIG. 1; and,
FIG. 4 is a top end view of the golf club grip shown in FIG. 1.




FIG. 1

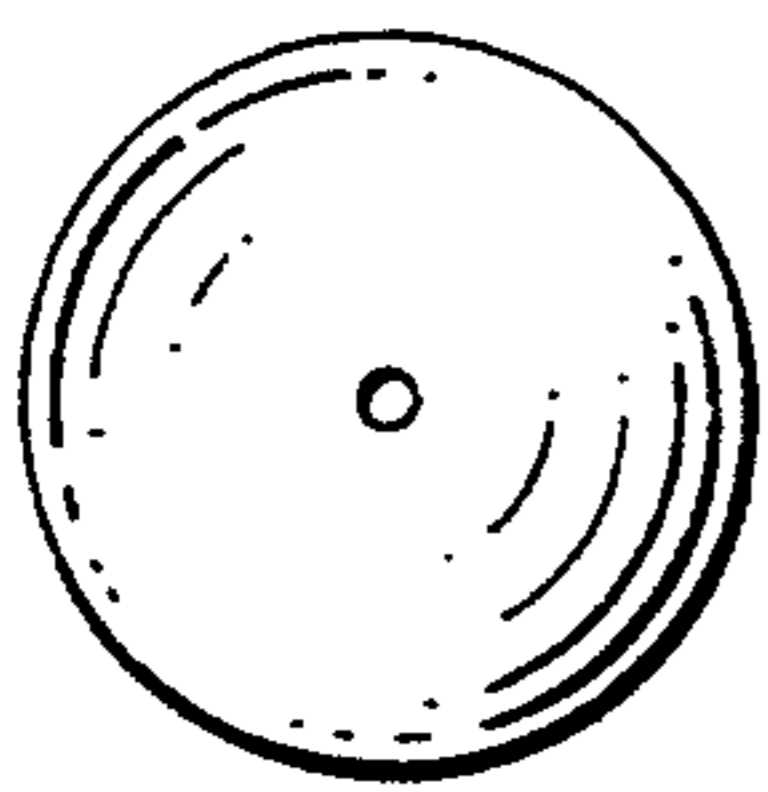
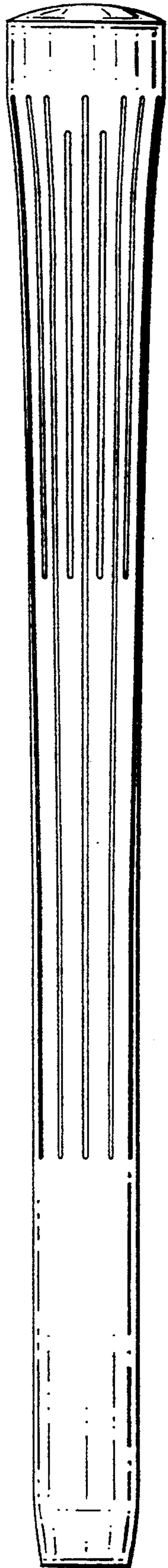


FIG. 4

FIG. 2

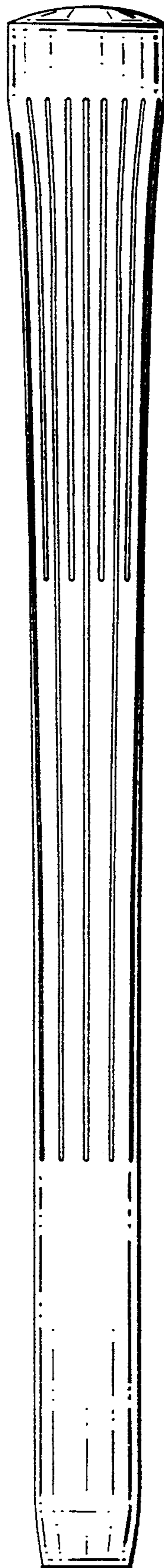


FIG. 3

