



US00D357275S

United States Patent [19]

[11] Patent Number: **Des. 357,275**

Covington et al.

[45] Date of Patent: **** Apr. 11, 1995**

[54] **WRITING INSTRUMENT**

[76] Inventors: **Jay C. Covington, Gary N. Matthews,**
both of 2726 Sheridan Rd.,
Evanston, Ill. 60201

[*] Notice: The portion of the term of this patent
subsequent to Nov. 22, 2008 has been
disclaimed.

[**] Term: **14 Years**

[21] Appl. No.: **5,455**

[22] Filed: **Mar. 5, 1993**

[52] U.S. Cl. **D19/42; D19/48;**
D19/51

[58] Field of Search **D19/35, 36, 41-51,**
D19/54-58, 81-85; **D21/204, 205; D8/335;**
401/6, 7, 88, 52, 195

[56] **References Cited**

- D. 47,473 6/1915 Reitler D19/46 X
- D. 47,852 9/1915 Kulow D19/42
- D. 246,530 11/1977 Zeischegg D19/46 X
- D. 279,114 6/1985 Adell D19/42

- D. 286,941 12/1986 Saladino et al. D21/204 X
- D. 319,466 8/1991 Summers D19/42
- D. 331,777 12/1992 Sedlmeier et al. D19/46 X
- D. 338,038 8/1993 Oka et al. D19/55 X
- D. 342,277 12/1993 Yoshinaga et al. D19/42
- D. 342,545 12/1993 Kao D19/51 X
- D. 345,577 3/1994 Höhner D19/50 X

OTHER PUBLICATIONS

Potpourri (Spring 1989), see Simulative Basketball,
upper left.

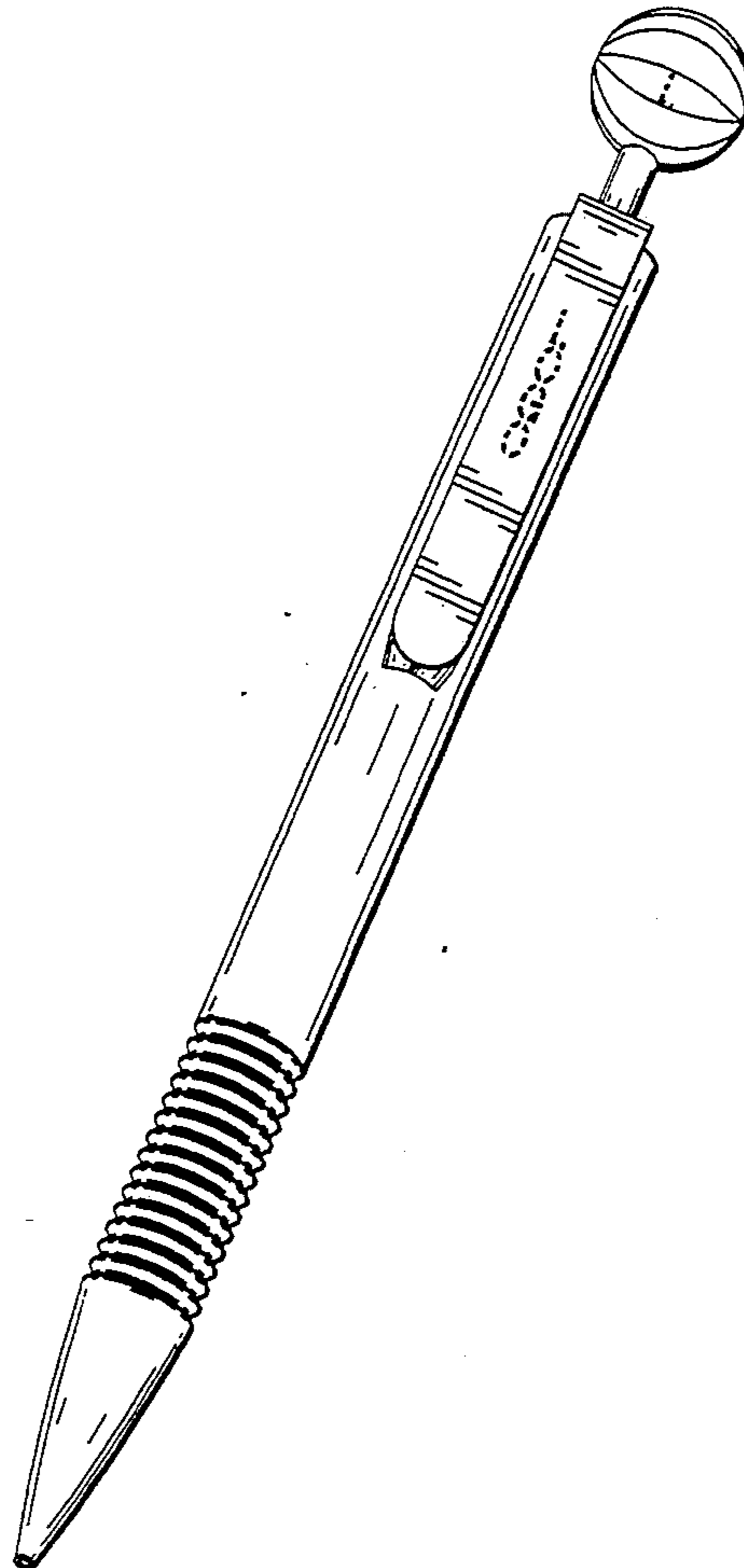
Primary Examiner—Martie Thompson
Attorney, Agent, or Firm—Donald M. Boles

[57] **CLAIM**

The ornamental design for a writing instrument, as
shown and described.

DESCRIPTION

FIG. 1 is a front perspective view of a writing instru-
ment showing our new design;
FIG. 2 is a left side elevational view;
FIG. 3 is a front elevational view;
FIG. 4 is a right side elevational view;
FIG. 5 is a top plan view; and,
FIG. 6 is a bottom plan view thereof.



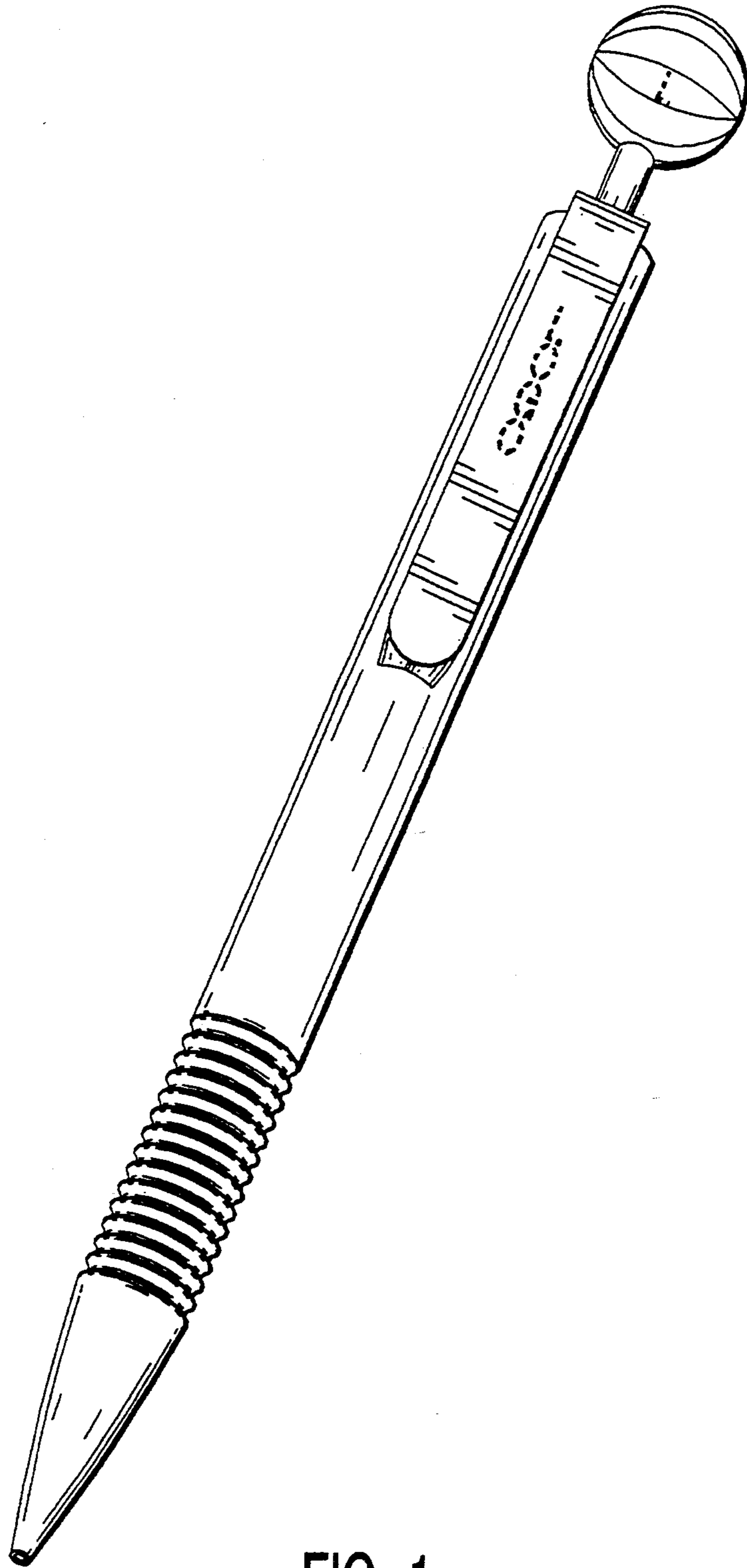


FIG. 1

FIG. 5


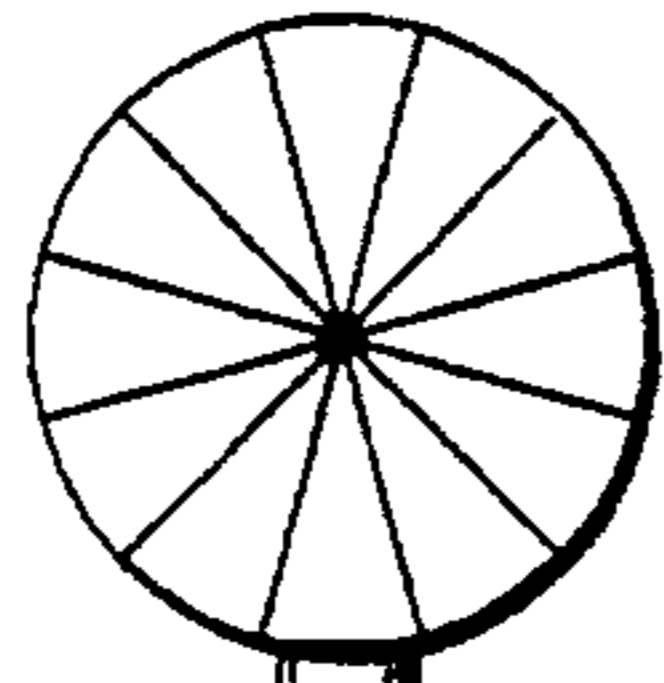
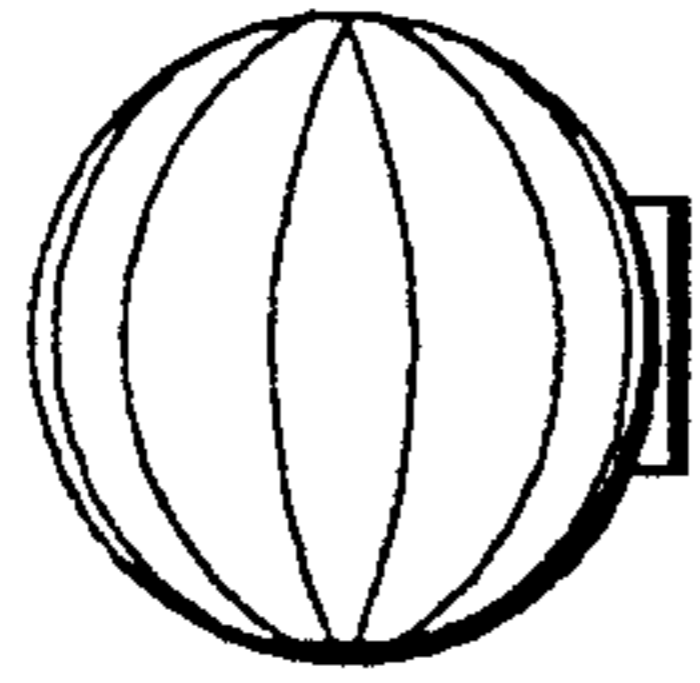


FIG. 2

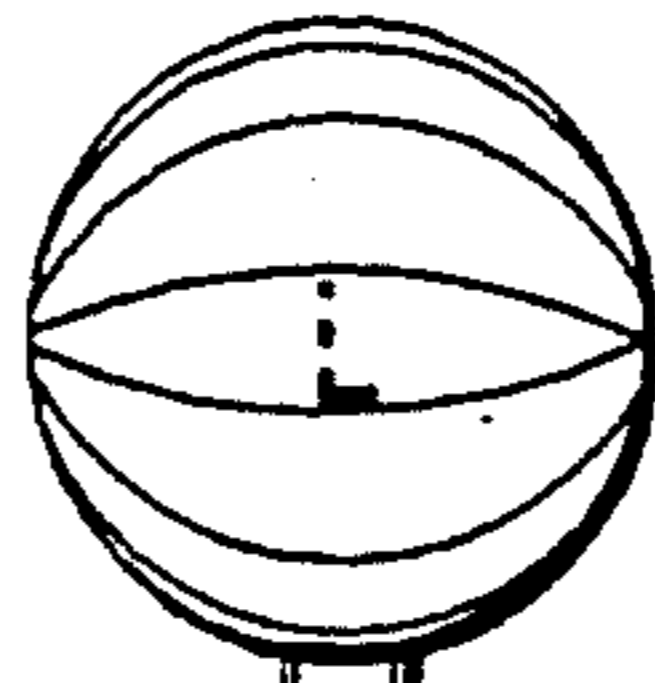


FIG. 3

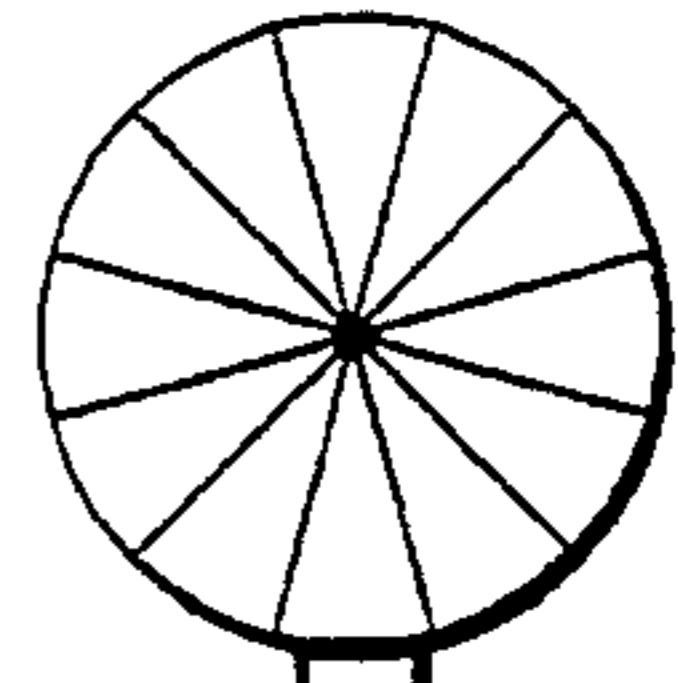


FIG. 4

FIG. 6

