



US00D357247S

United States Patent [19]

[11] Patent Number: **Des. 357,247**

Takama et al.

[45] Date of Patent: **** Apr. 11, 1995**

[54] VIDEO TAPE RECORDER

D. 348,457 7/1994 Cha D14/135

[75] Inventors: **Toshiaki Takama**, Yokohama; **Yuji Katayama**, Tokyo; **Shunsaku Nagata**, Yokohama, all of Japan

FOREIGN PATENT DOCUMENTS

9018651 12/1991 Japan .

[73] Assignee: **Kabushiki Kaisha Toshiba**, Kawasaki, Japan

OTHER PUBLICATIONS

Korean Design Registration No. 121088, Dec. 20, 1991.
SONY Catalog of EV-S35, Jun. 8, 1992.

[**] Term: **14 Years**

Primary Examiner—Theodore M. Shooman
Attorney, Agent, or Firm—Oblon, Spivak, McClelland, Maier & Neustadt

[21] Appl. No.: **8,810**

[22] Filed: **May 27, 1993**

[57] CLAIM

[30] Foreign Application Priority Data

Nov. 27, 1992 [JP] Japan 4-34903

The ornamental design for a video tape recorder, as shown.

[52] U.S. Cl. **D14/135**

DESCRIPTION

[58] Field of Search D14/124, 135, 136, 156, D14/299

FIG. 1 is a front, top and right side perspective view of a video tape recorder, showing our new design; FIG. 2 is a front elevational view thereof; FIG. 3 is a top plan view thereof; FIG. 4 is a right side elevational view thereof; FIG. 5 is a left side elevational view thereof; FIG. 6 is a rear side elevational view thereof; and, FIG. 7 is a bottom plan view thereof.

[56] References Cited

U.S. PATENT DOCUMENTS

- D. 307,424 4/1990 Shim D14/135
- D. 307,898 5/1990 Shim D14/135
- D. 307,901 5/1990 Yang D14/135
- D. 327,677 7/1992 Byun D14/135




FIG. 1




FIG. 2

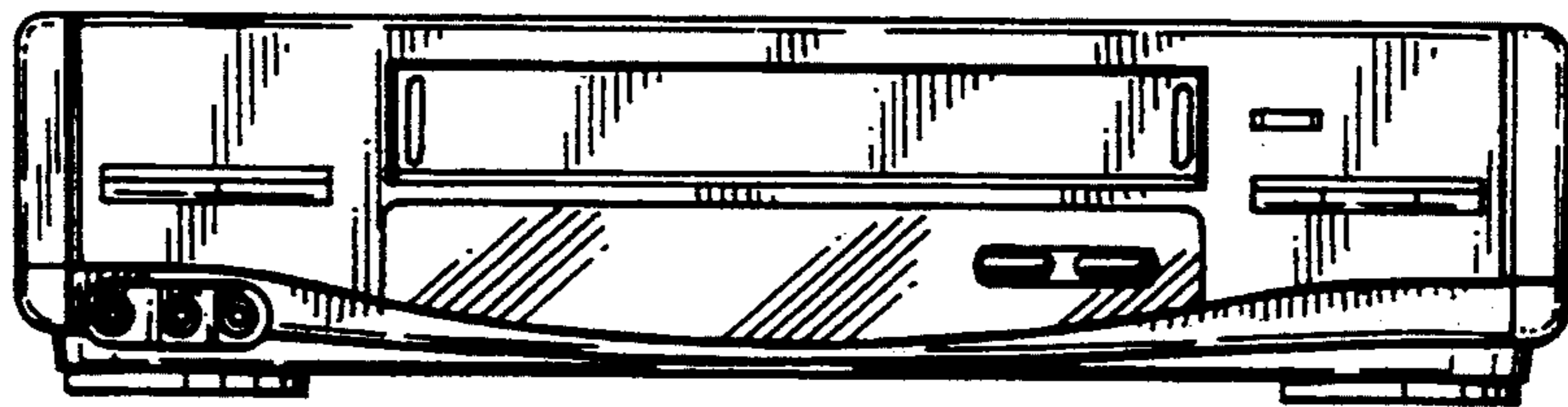


FIG. 3

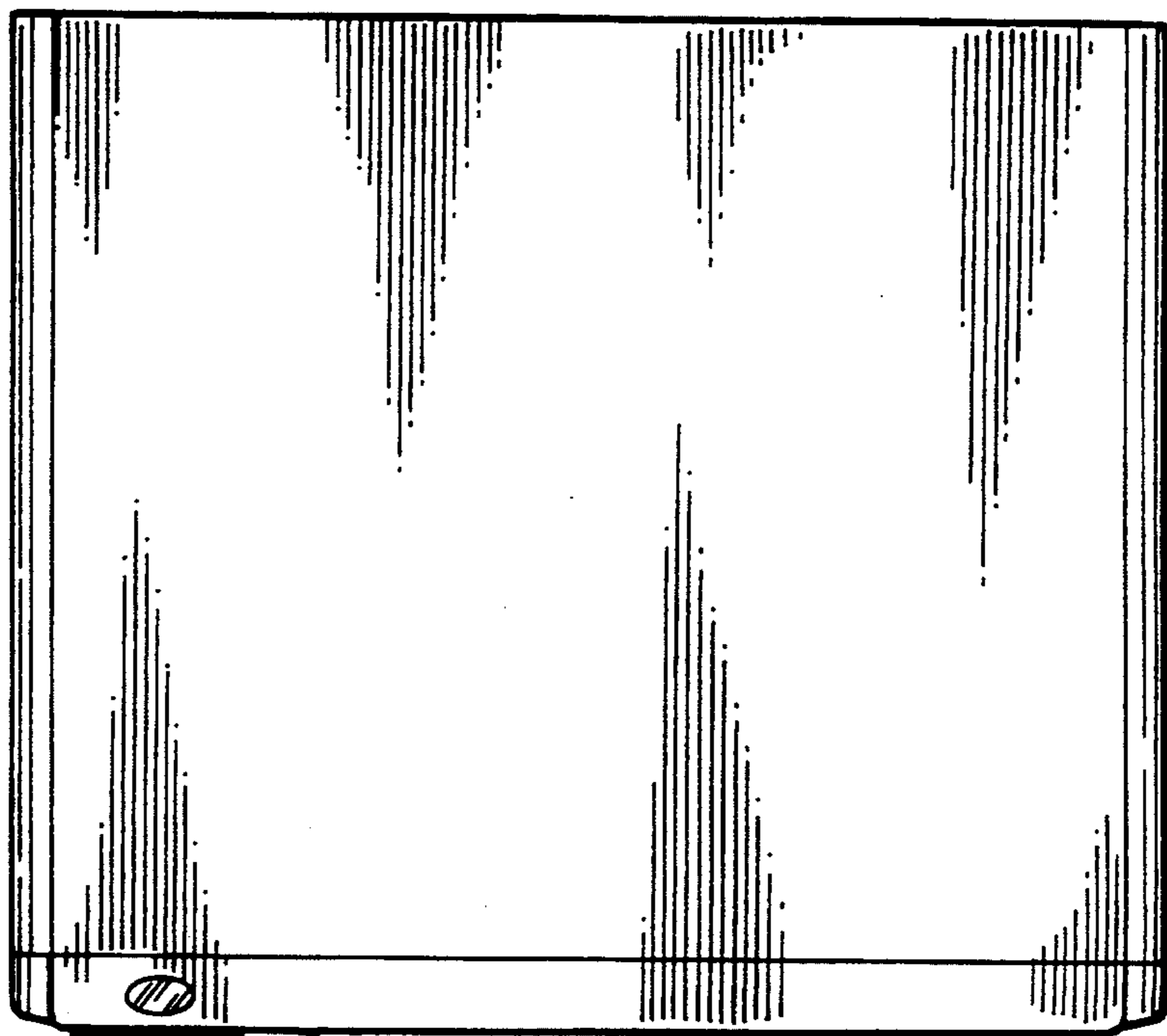


FIG. 4

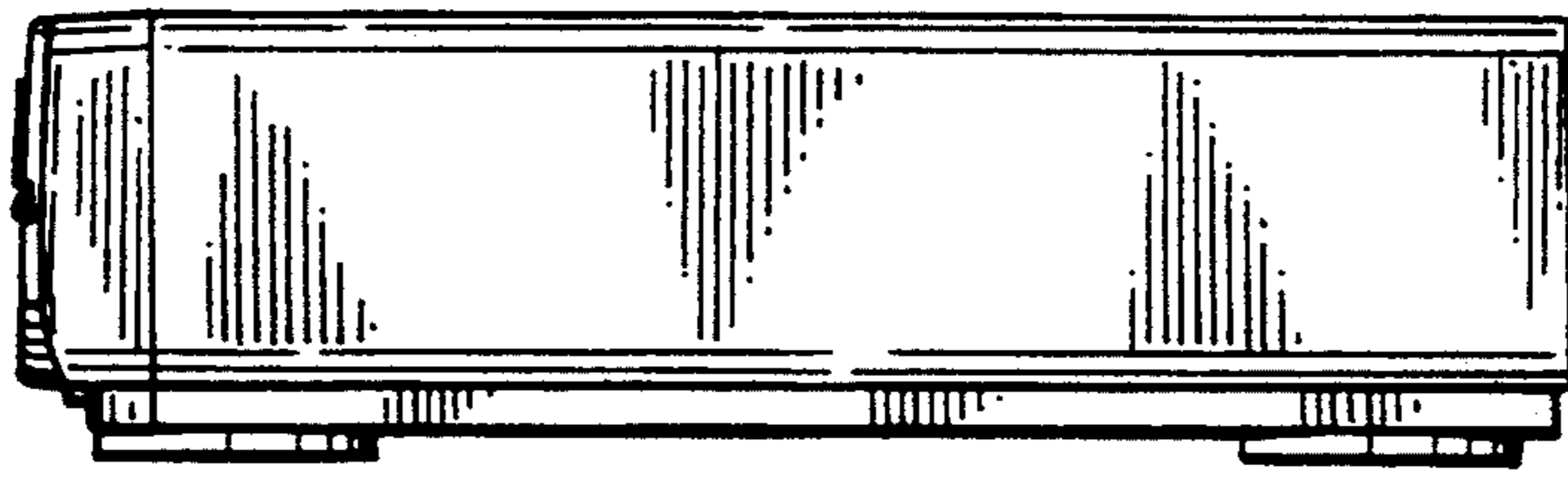


FIG. 5

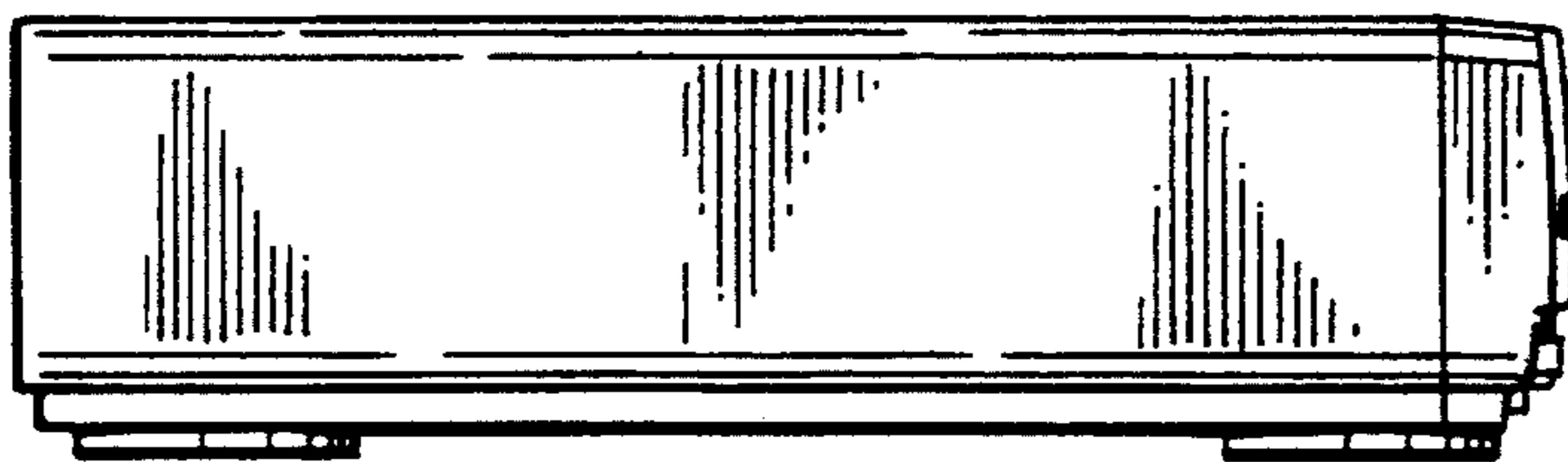


FIG. 6

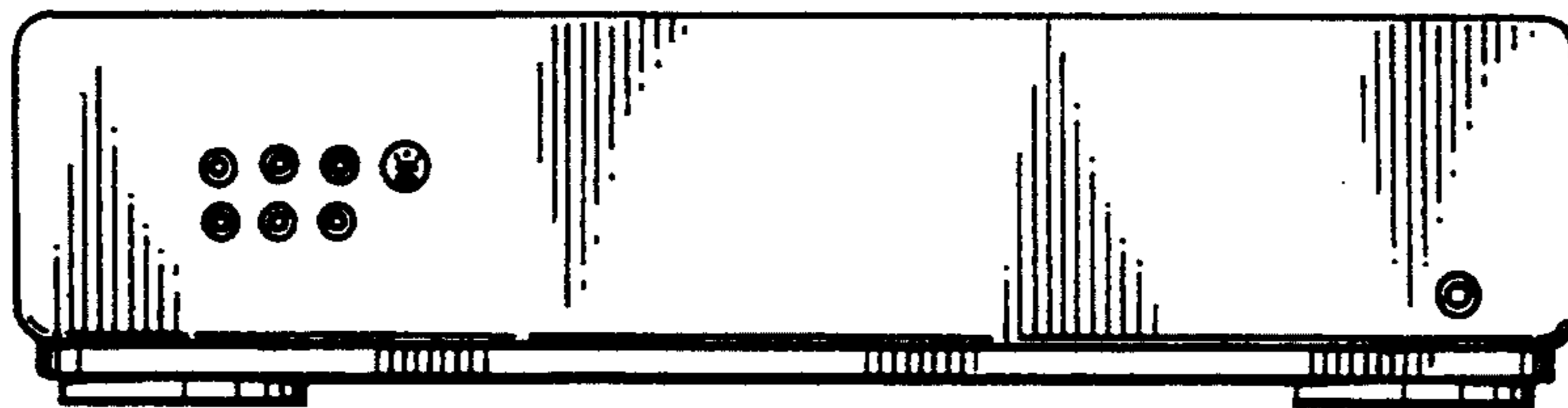


FIG. 7

