



US00D357243S

United States Patent [19]

[11] Patent Number: **Des. 357,243**

Schmotter et al.

[45] Date of Patent: **** Apr. 11, 1995**

[54] **PACKAGED UNIT FOR BRUSHES**

4,469,223 9/1984 Smith 15/176.1
4,821,359 4/1989 Deziel et al. 15/159.1

[75] Inventors: **Barbara K. Schmotter**, Stillwater;
James O. Kubokawa, St. Paul, both of
Minn.

OTHER PUBLICATIONS

U.S. Design Patent application 07/923,175 filed Aug. 3,
1992.

[73] Assignee: **Minnesota Mining and
Manufacturing Company**, St. Paul,
Minn.

U.S. Design Patent Application 07/923,176 filed Aug.
3, 1992.

[**] Term: **14 Years**

Primary Examiner—James M. Gandy

Assistant Examiner—Lavone D. Tabor

[21] Appl. No.: **923,172**

Attorney, Agent, or Firm—Gary L. Griswold; Terryl K.
Qualey; William L. Huebsch

[22] Filed: **Aug. 3, 1992**

[52] U.S. Cl. **D4/119; D4/132**

[57] **CLAIM**

[58] **Field of Search** **D4/119-120,**
D4/132, 135; 15/143.1, 159.1, 160, 191.1, 192,
193, 202, 176.1

The ornamental design for a packaged unit for brushes,
as shown and described.

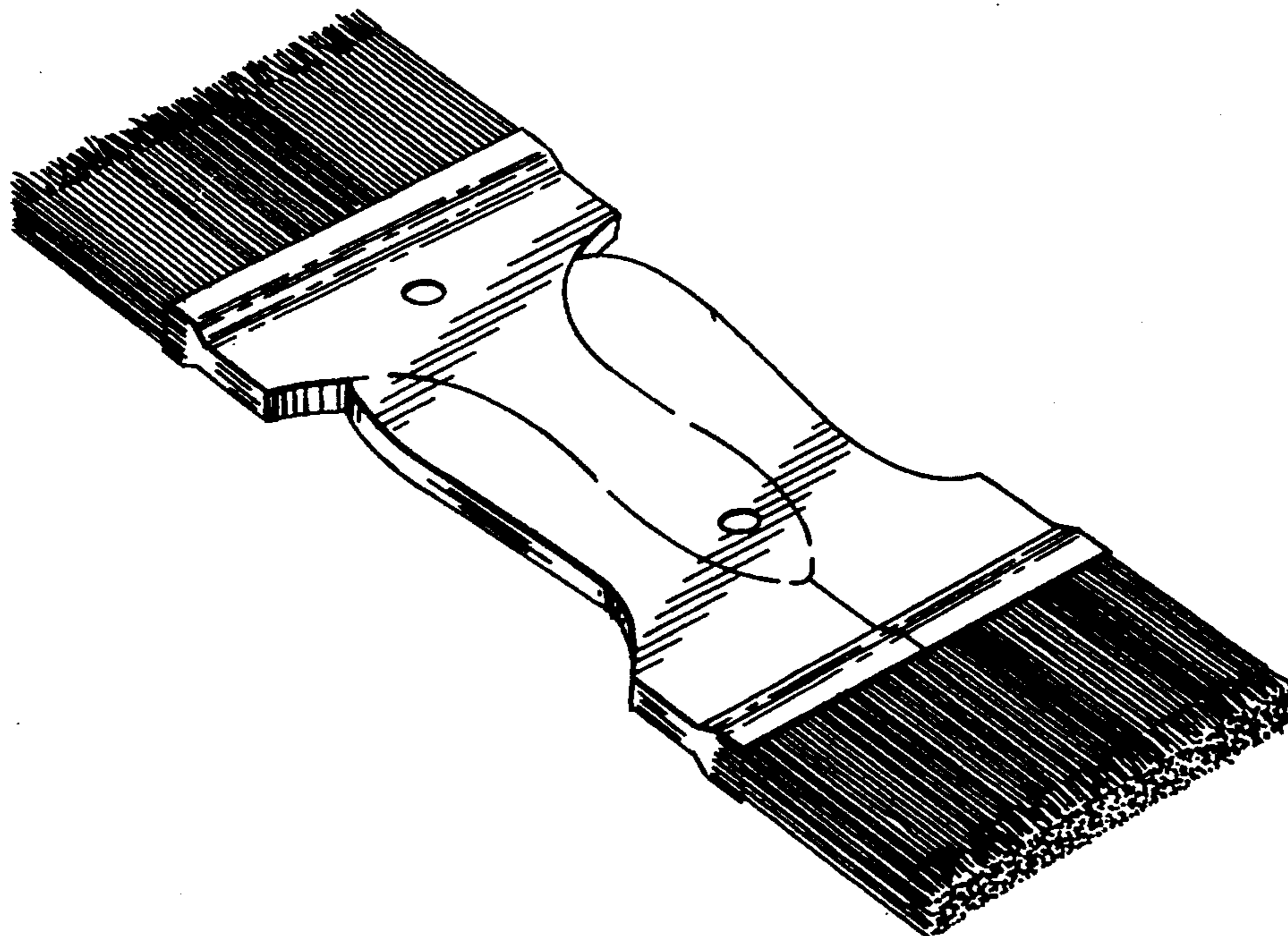
DESCRIPTION

[56] **References Cited**

U.S. PATENT DOCUMENTS

D. 309,218	7/1990	Rueb et al.	D4/135
D. 318,762	8/1991	Rueb et al.	D4/135
2,426,315	8/1947	Marick	15/159.1
3,094,729	6/1963	Dalton	15/160 X
3,783,468	1/1974	Saloutos	15/202

FIG. 1 is a bottom perspective view of a packaged unit
for brushes showing our new design;
FIG. 2 is an enlarged top plan view thereof;
FIG. 3 is a left side elevational view thereof, the right
side being a mirror image; and,
FIG. 4 is an end elevational view as seen from the bot-
tom of FIG. 2, the opposite end being a mirror image.



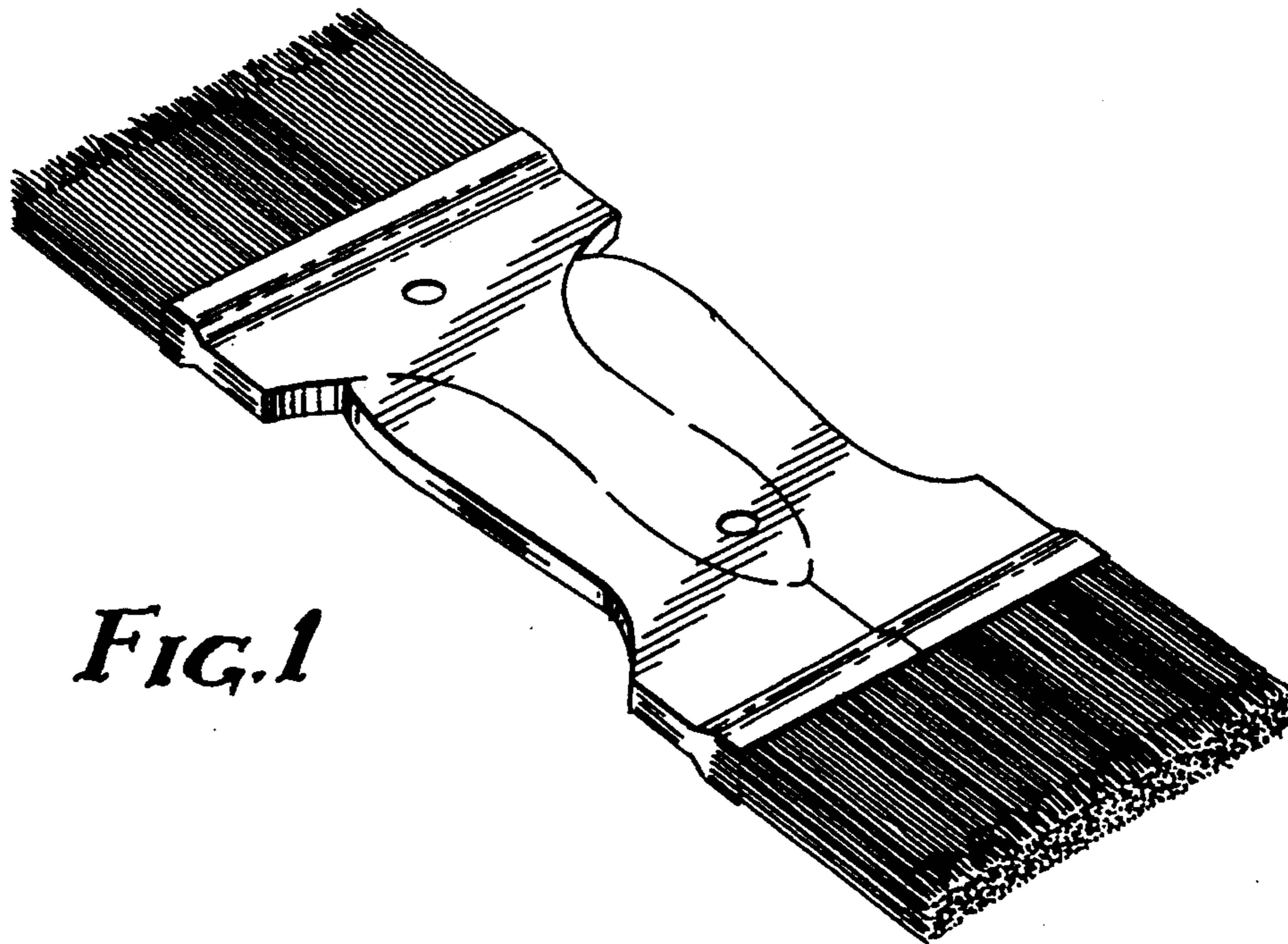


FIG. 1



FIG. 4



FIG. 3

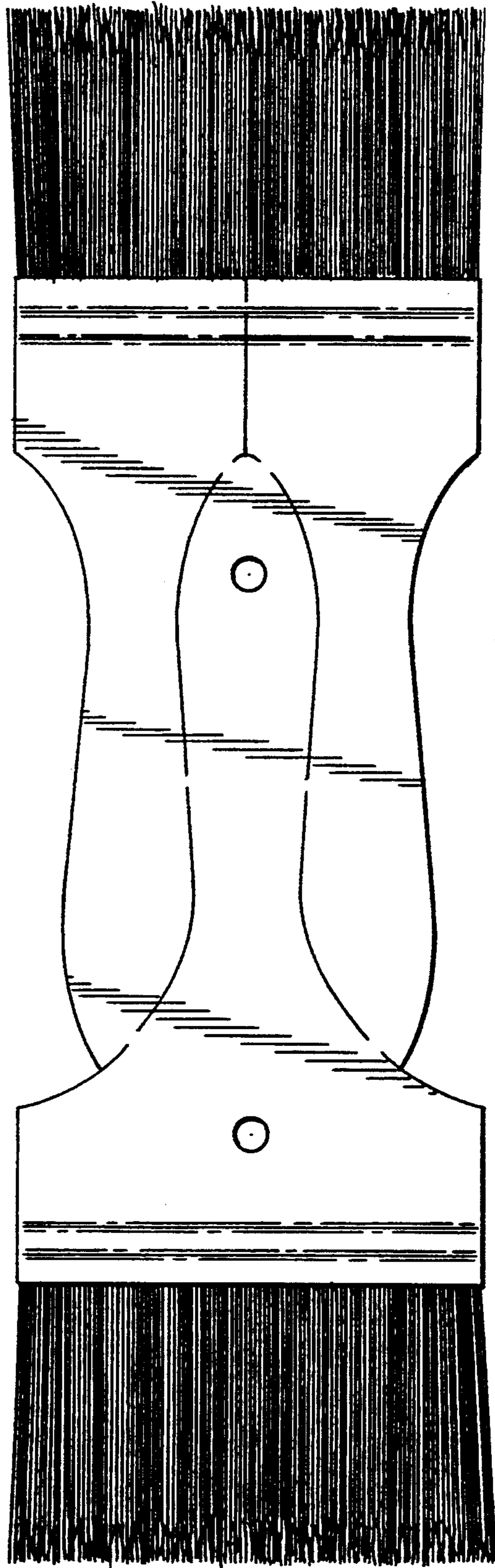


FIG. 2