



US00D357240S

# United States Patent [19]

[11] Patent Number: Des. 357,240

Kitazumi et al.

[45] Date of Patent: \*\* Apr. 11, 1995

## [54] HOUSING FOR AN OPTICAL DATA READER

[75] Inventors: **Yosimi Kitazumi, Chiryu; Kouji Teramae, Kariya**, both of Japan

[73] Assignee: **Nippondenso Co., Ltd.**, Kariya, Japan

[\*\*] Term: **14 Years**

[21] Appl. No.: **13,203**

[22] Filed: **Sep. 2, 1993**

### [30] Foreign Application Priority Data

Mar. 1, 1993 [JP] Japan ..... 5-5907

[52] U.S. Cl. .... **D14/114**

[58] Field of Search ..... D14/100, 114, 116;  
235/375, 378, 385, 454, 462, 472, 486;  
354/80-82; 382/58-69; 250/203.1, 216, 566,  
568; D26/37, 45, 50

### [56] References Cited

#### U.S. PATENT DOCUMENTS

|            |         |                      |       |         |
|------------|---------|----------------------|-------|---------|
| D. 293,795 | 1/1988  | Yamamoto             | ..... | D14/116 |
| D. 316,854 | 5/1991  | Okuyama et al.       | ..... | D14/116 |
| D. 320,013 | 9/1991  | Siemiatkowski et al. | ..... | D14/116 |
| D. 331,576 | 12/1992 | Yamanaka             | ..... | D14/116 |
| D. 341,584 | 11/1993 | Shepard et al.       | ..... | D14/116 |
| D. 342,491 | 12/1993 | Doran et al.         | ..... | D14/116 |

### FOREIGN PATENT DOCUMENTS

804388 1/1991 Japan .

### OTHER PUBLICATIONS

Catalog CCD, Bar-Code Handy Terminal BHT-1, Sep. 1987.

Catalog BHT-2000, Bar-Code Handy Terminal, Feb. 1992.

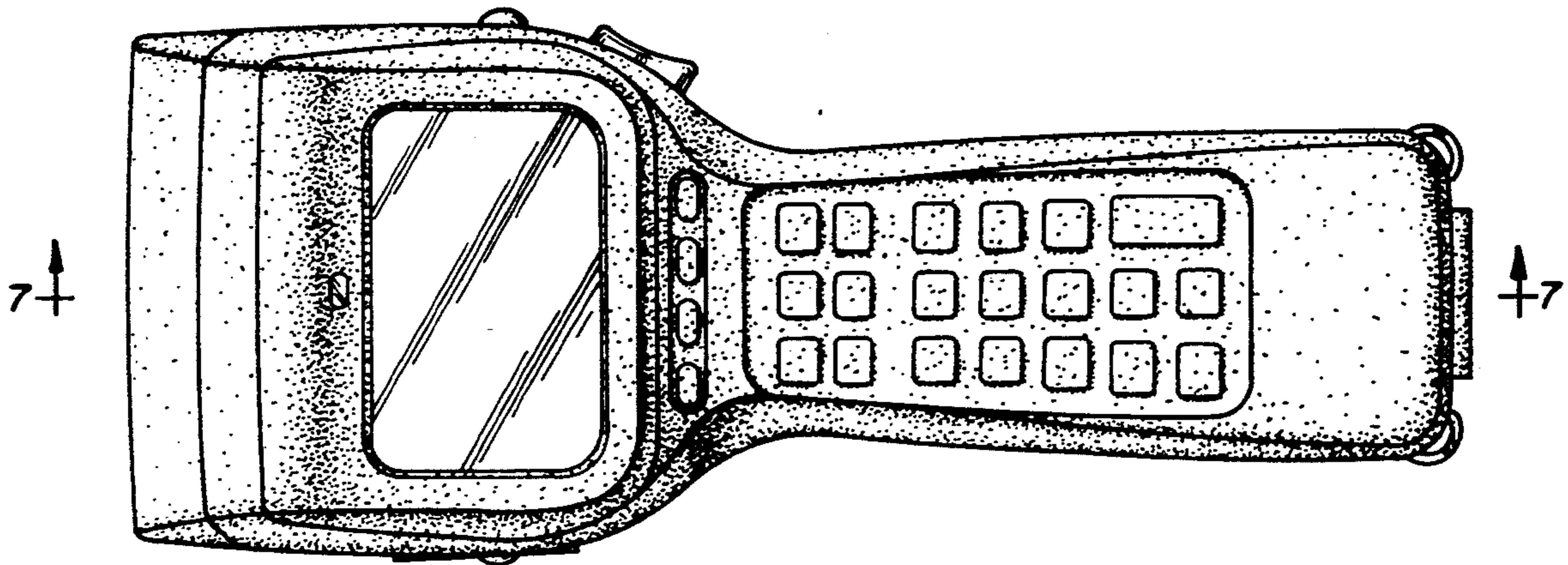
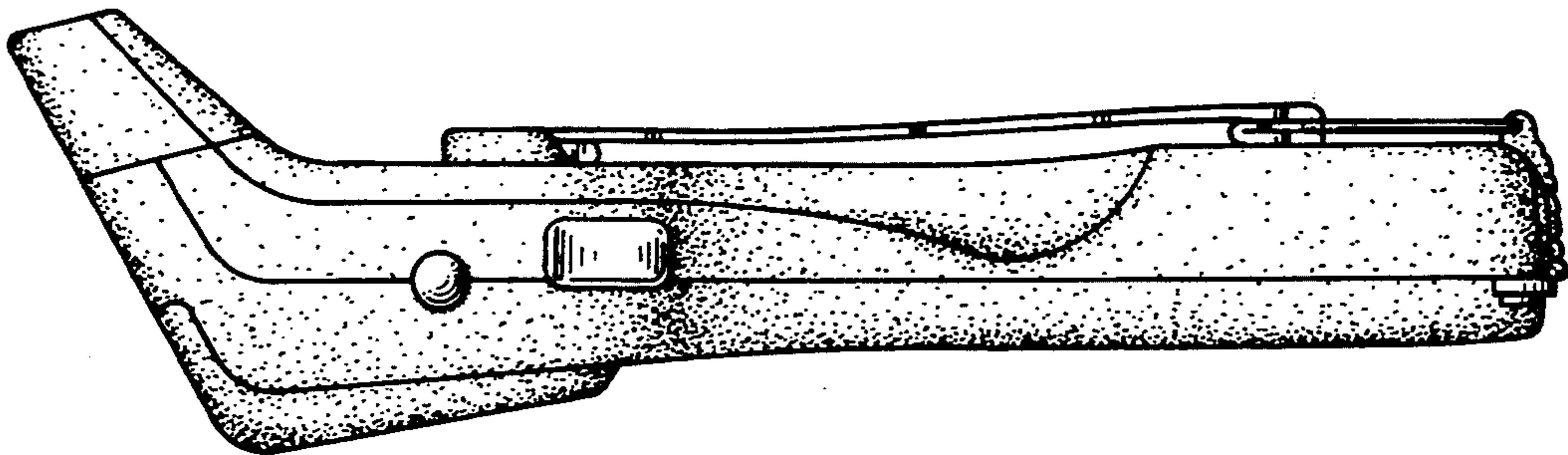
*Primary Examiner*—Wallace R. Burke  
*Assistant Examiner*—M. H. Tung  
*Attorney, Agent, or Firm*—Cushman, Darby & Cushman

### [57] CLAIM

The ornamental design for a housing for an optical data reader, as shown and described.

### DESCRIPTION

FIG. 1 is a right side elevational view of a housing for an optical data reader, showing our new design;  
 FIG. 2 is a top plan view thereof;  
 FIG. 3 is a left side elevational view thereof;  
 FIG. 4 is a bottom plan view thereof;  
 FIG. 5 is a front view thereof;  
 FIG. 6 is a rear elevational view thereof;  
 FIG. 7 is a sectional view taken along line 7-7 of FIG. 2; and,  
 FIG. 8 is a sectional view taken along line 8-8 of FIG. 4.



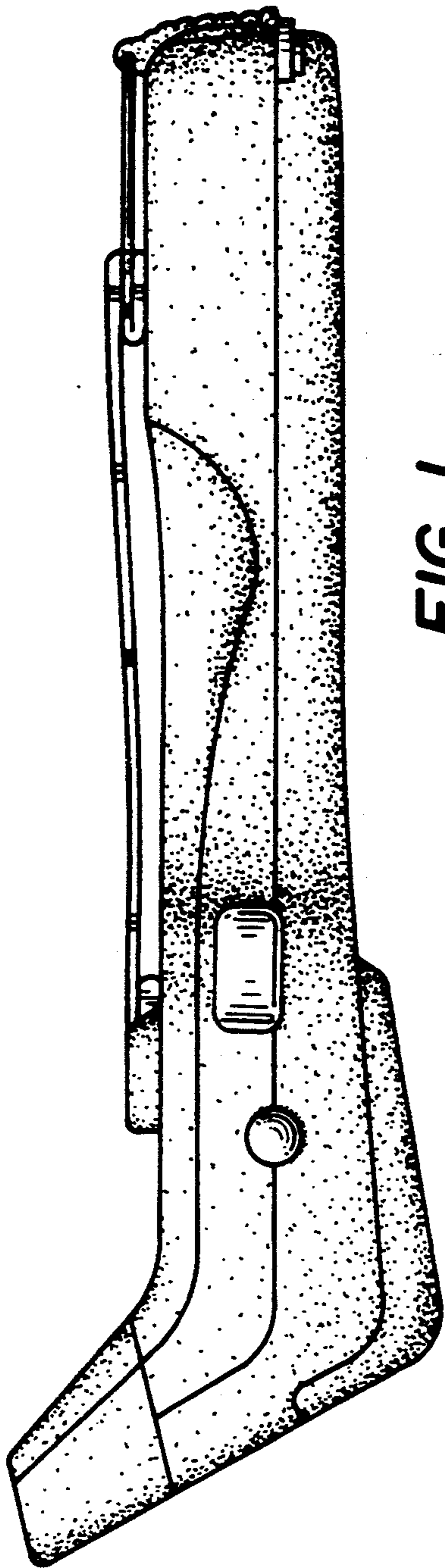


FIG. 1

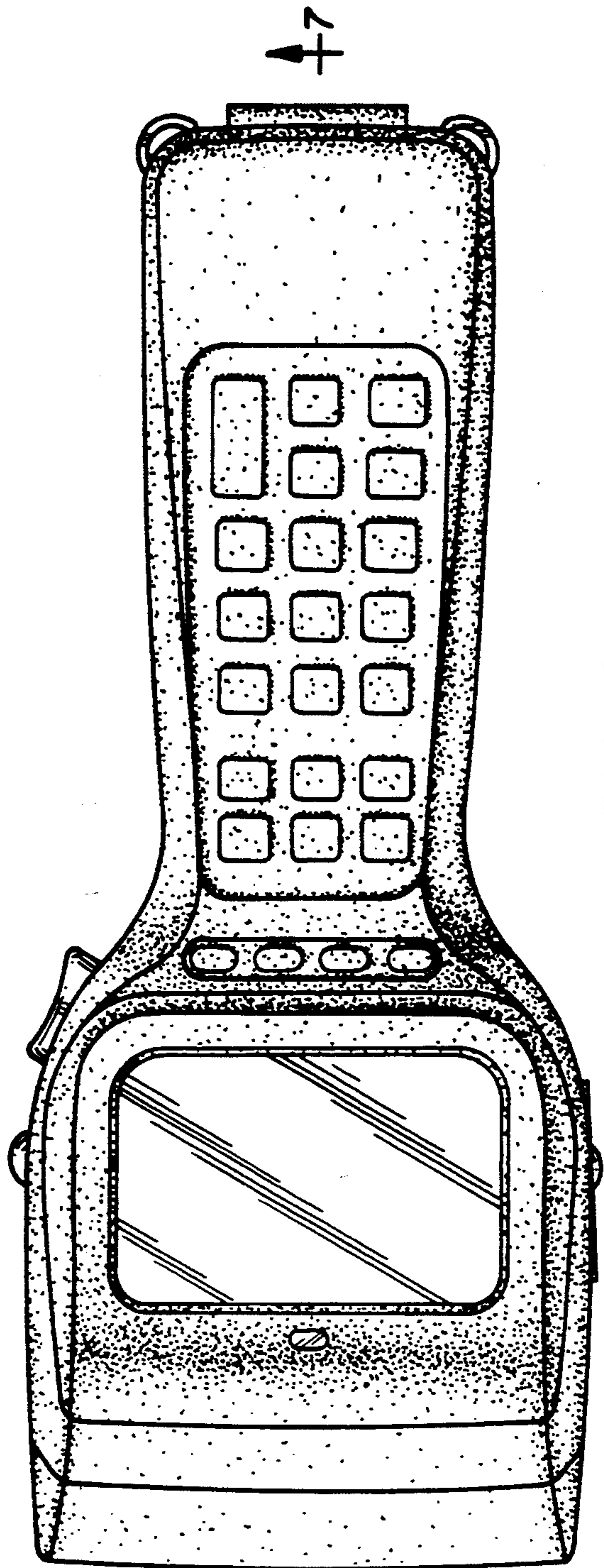


FIG. 2

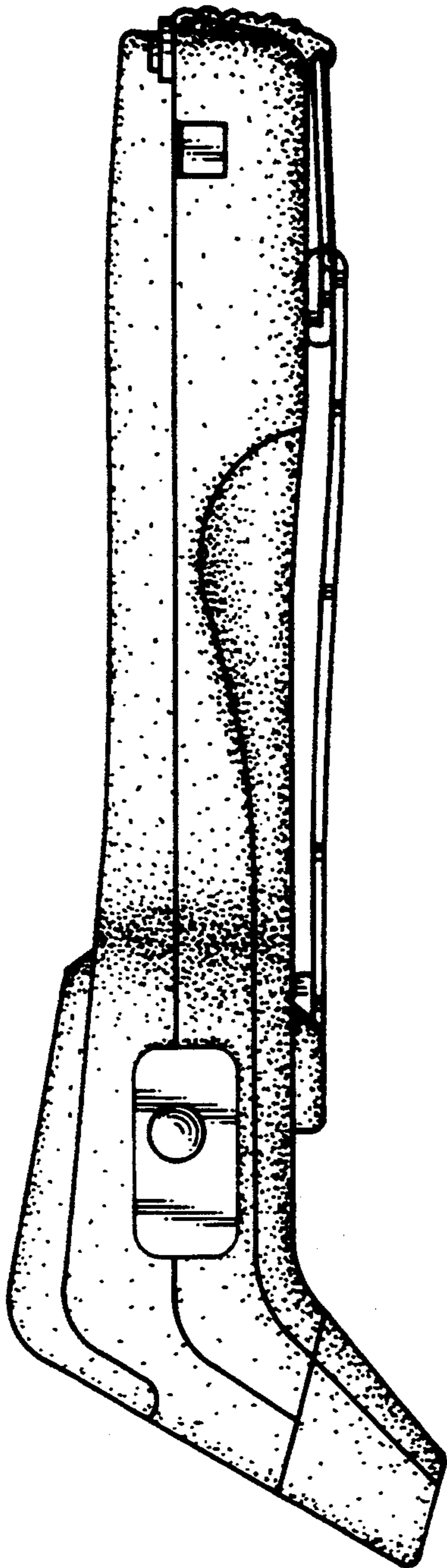


FIG. 3

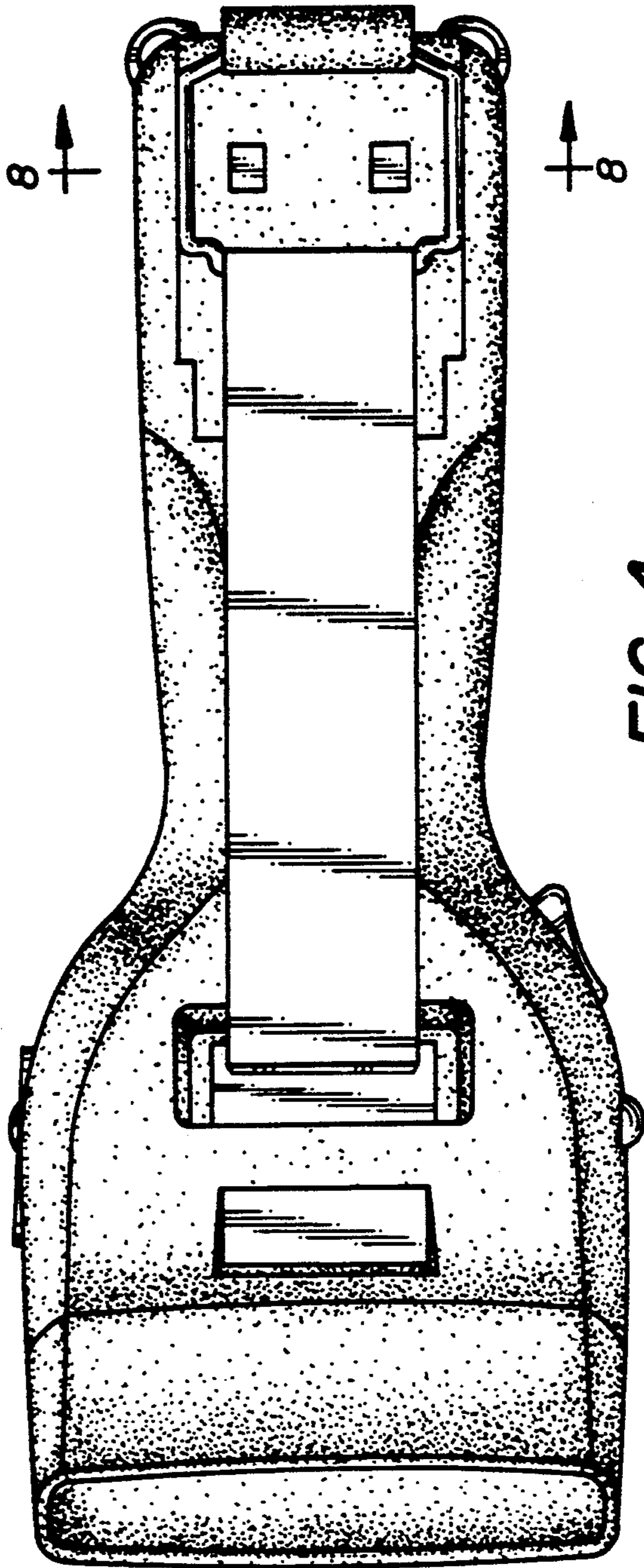


FIG. 4

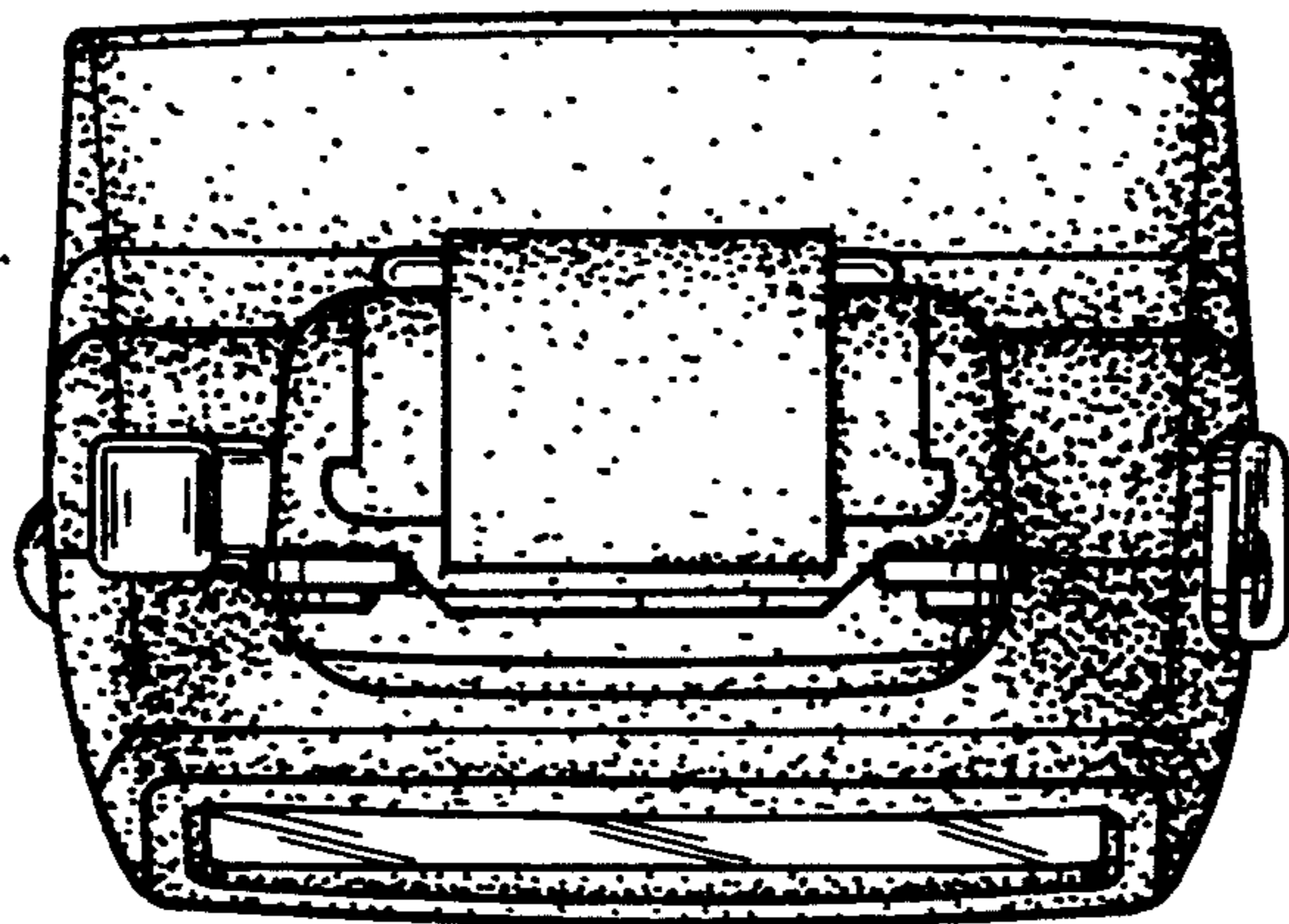


FIG. 6

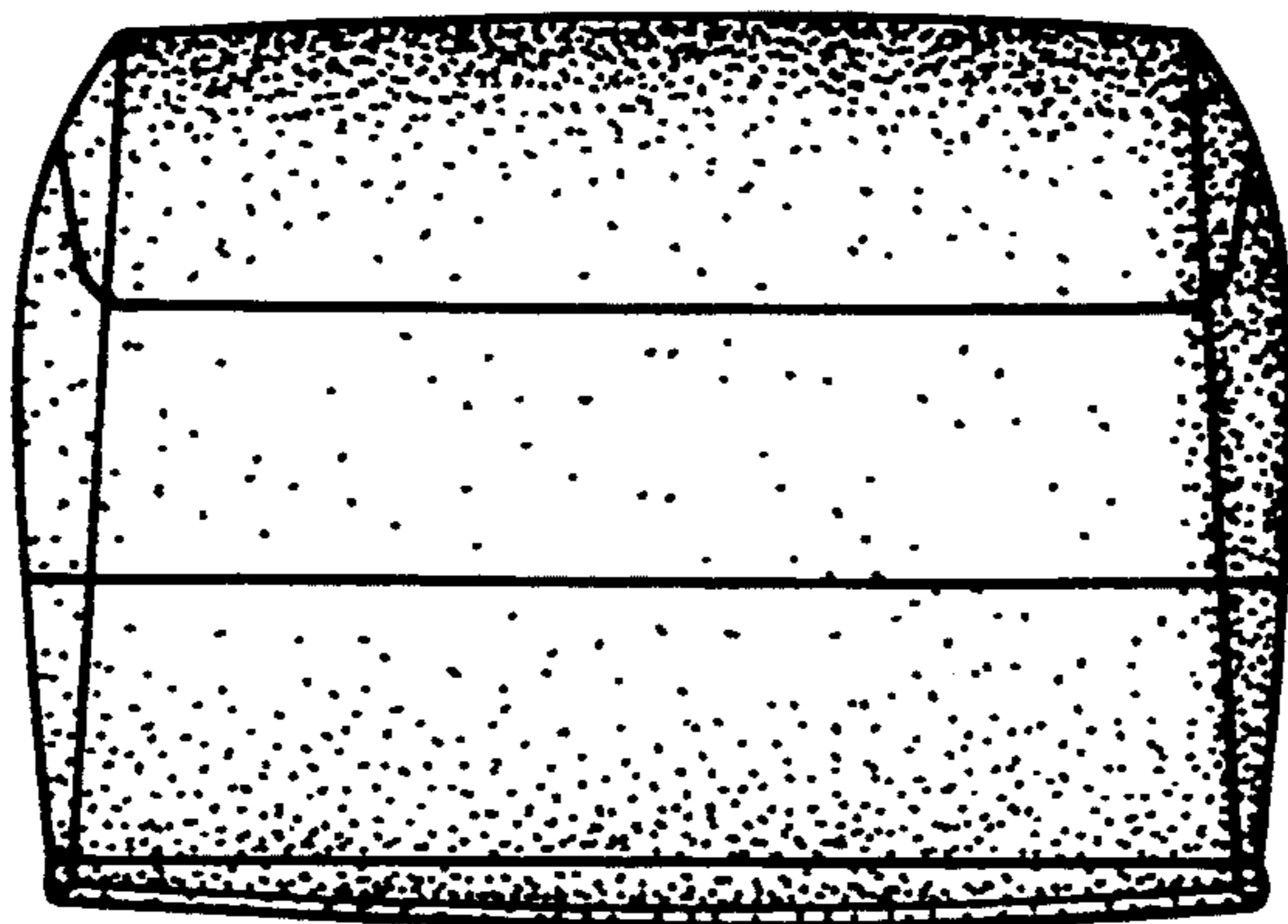


FIG. 5

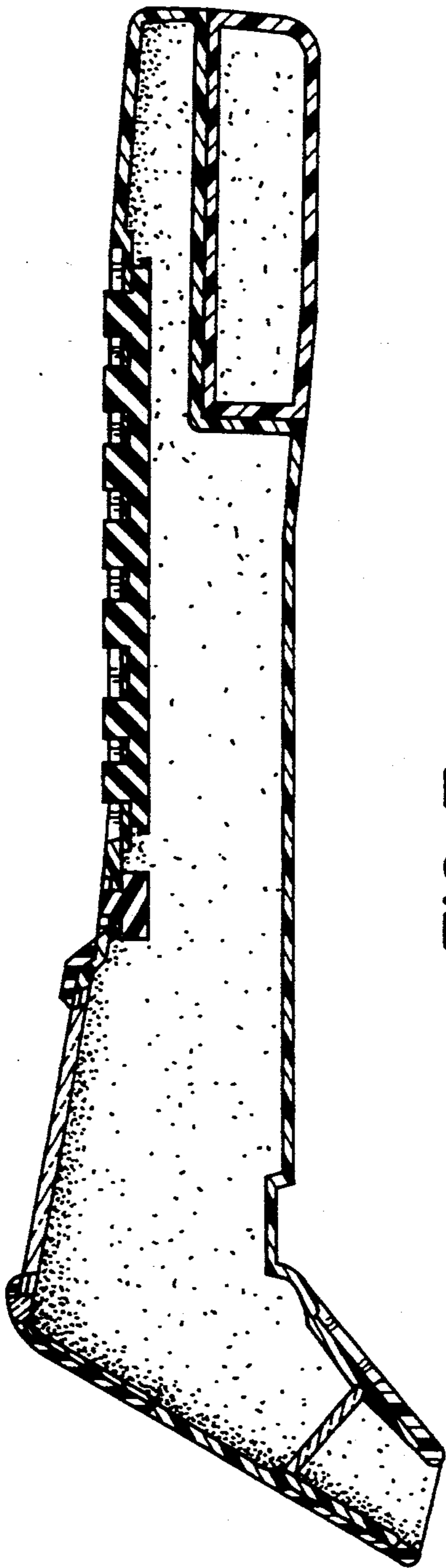


FIG. 7




FIG. 8

UNITED STATES PATENT AND TRADEMARK OFFICE  
**CERTIFICATE OF CORRECTION**

PATENT NO. : Des. 357,240  
DATED : April 11, 1995  
INVENTOR(S) : Kitazumi, et. al.

It is certified that error appears in the above-identified patent and that said Letters Patent is hereby corrected as shown below:

Title page, item [22] change filing date to --Sept. 1, 1993--.

Signed and Sealed this  
First Day of August, 1995



BRUCE LEHMAN

Attest:

Attesting Officer

Commissioner of Patents and Trademarks