



US00D357230S

# United States Patent [19]

[11] Patent Number: **Des. 357,230**

**Wahl**

[45] Date of Patent: **\*\* Apr. 11, 1995**

[54] **DATA ORGANIZER FOR STORING INFORMATION ON A PERSON'S WORKOUT**

D. 340,917 11/1993 Sakaguchi et al. .... D14/100

[76] Inventor: **John T. Wahl**, 1220 Golf Rd., Eau Claire, Wis. 54701

### OTHER PUBLICATIONS

HFD-Retailing Home Furnishings, Jan. 7, 1980 Section Two p. 57 Quasar Information Processor top left.

[\*\*] Term: **14 Years**

*Primary Examiner*—Freda S. Nunn  
*Attorney, Agent, or Firm*—Hugh E. Smith

[21] Appl. No.: **322**

### [57] CLAIM

[22] Filed: **Oct. 13, 1992**

The ornamental design for a data organizer for storing information on a person's workout, as shown and described.

[52] U.S. Cl. .... **D14/100**

[58] Field of Search ..... D14/100, 105, 106, 115; D18/1, 7, 11, 12; 235/145 A, 145 R; 341/22, 23; 345/168, 169; 364/708, 709.04, 709.12; D19/76, 11

### DESCRIPTION

### [56] References Cited

#### U.S. PATENT DOCUMENTS

- D. 301,895 6/1989 Hayashi ..... D18/7
- D. 333,129 2/1993 DeRocher ..... D14/106
- D. 333,298 2/1993 Raslowsky et al. .... D14/100
- D. 340,472 10/1993 Christ et al. .... D19/11

FIG. 1 is a front elevational view of the data organizer for storing information on a person's workout showing my new design;  
 FIG. 2 is a rear elevational view thereof;  
 FIG. 3 is a left side elevational view thereof;  
 FIG. 4 is a right side elevational view thereof;  
 FIG. 5 is a top plan view thereof;  
 FIG. 6 is a bottom plan view thereof; and,  
 FIG. 7 is a perspective view thereof.




FIG. 1




FIG. 2

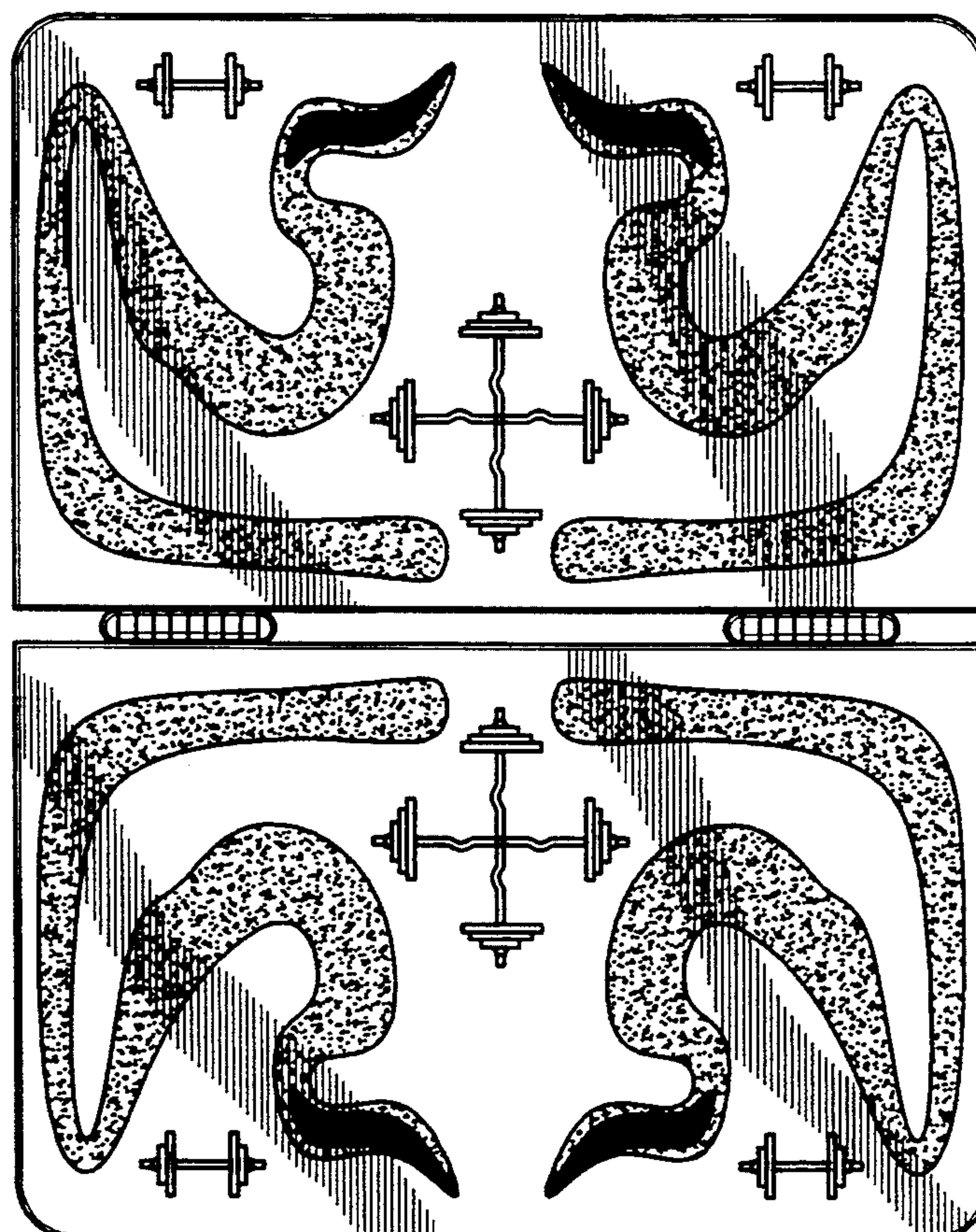


FIG. 3

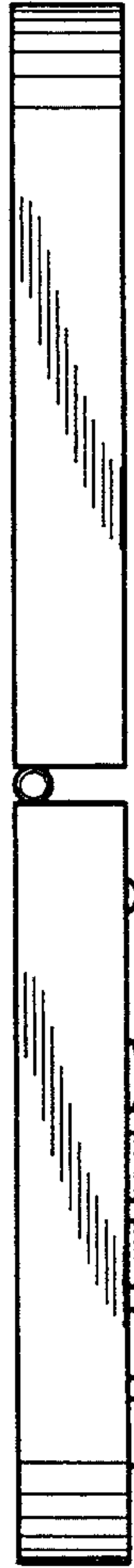
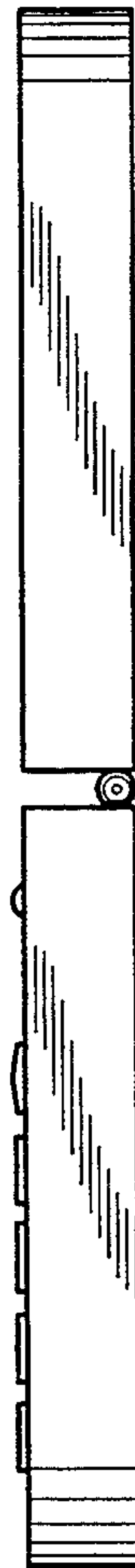


FIG. 4



*FIG. 5*



*FIG. 6*






FIG. 7

