



US00D357211S

United States Patent [19]

[11] Patent Number: Des. 357,211

Choi

[45] Date of Patent: ** Apr. 11, 1995

[54] PASSENGER CAR

[75] Inventor: Soo-Shin Choi, Seoul, Rep. of Korea

[73] Assignees: Kia Motors Corporation, Seoul; Kia Service Co., Ltd., Kyunggi, both of Rep. of Korea

[**] Term: 14 Years

[21] Appl. No.: 867,800

[22] Filed: Apr. 10, 1992

[30] Foreign Application Priority Data

Oct. 15, 1991 [KR] Rep. of Korea 1991-15061
Oct. 15, 1991 [KR] Rep. of Korea 1991-15062

[52] U.S. Cl. D12/92

[58] Field of Search D12/91, 92; 296/185

[56] References Cited

U.S. PATENT DOCUMENTS

D. 297,523 9/1988 Yamamoto D12/92
D. 318,636 7/1991 Shimoyama et al. D12/92

OTHER PUBLICATIONS

Motor Trend, Feb. 1990, p. 22; Daihatsu Charade, Automobile, bottom of page.
Road & Track, Oct. 1991, p. 38, Toyota Corolla GT-Apex Automobile, top of page.

Road & Track, Sep. 1991, p. 96, Road & Track, Hyundai Elantra Automobile, top of page.

Road & Track, Oct. 1990, p. 107, Infiniti G20 Automobile, bottom of page.

1992 Hyundai Brochure, pp. 7 & 8, Hyundai Excel Automobile, ©1991.

Primary Examiner—James M. Gandy
Attorney, Agent, or Firm—Morgan & Finnegan

[57] CLAIM

The ornamental design for the passenger car, as shown and described.

DESCRIPTION

FIG. 1 is a left side view of a passenger car embodying said new design;

FIG. 2 is a right side view thereof;

FIG. 3 is a front view thereof;

FIG. 4 is a rear view thereof;

FIG. 5 is a top plan view thereof;

FIG. 6 is a perspective view, as seen from the front, top and left side thereof;

FIG. 7 is a left side view of a passenger car showing second embodiment of my new design;

FIG. 8 is a right side view thereof;

FIG. 9 is a front view thereof;

FIG. 10 is a rear view thereof;

FIG. 11 is a top plan view thereof; and,

FIG. 12 is a perspective view, as seen from the front, top and right side thereof.




FIG. 1

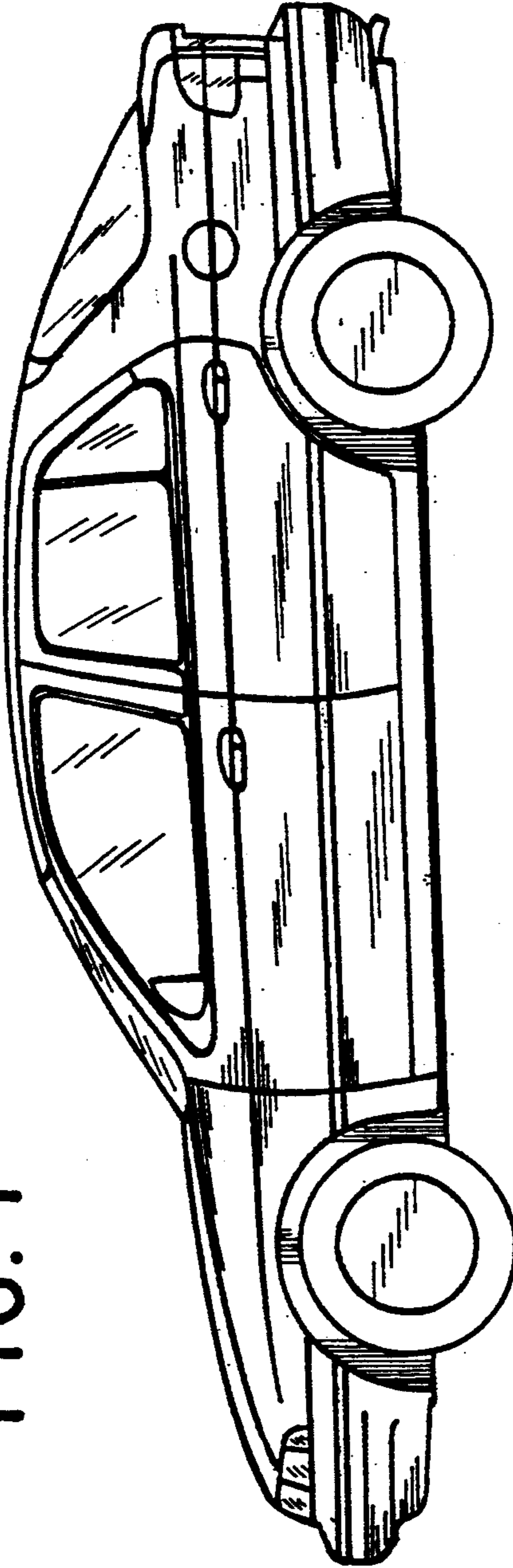


FIG. 2

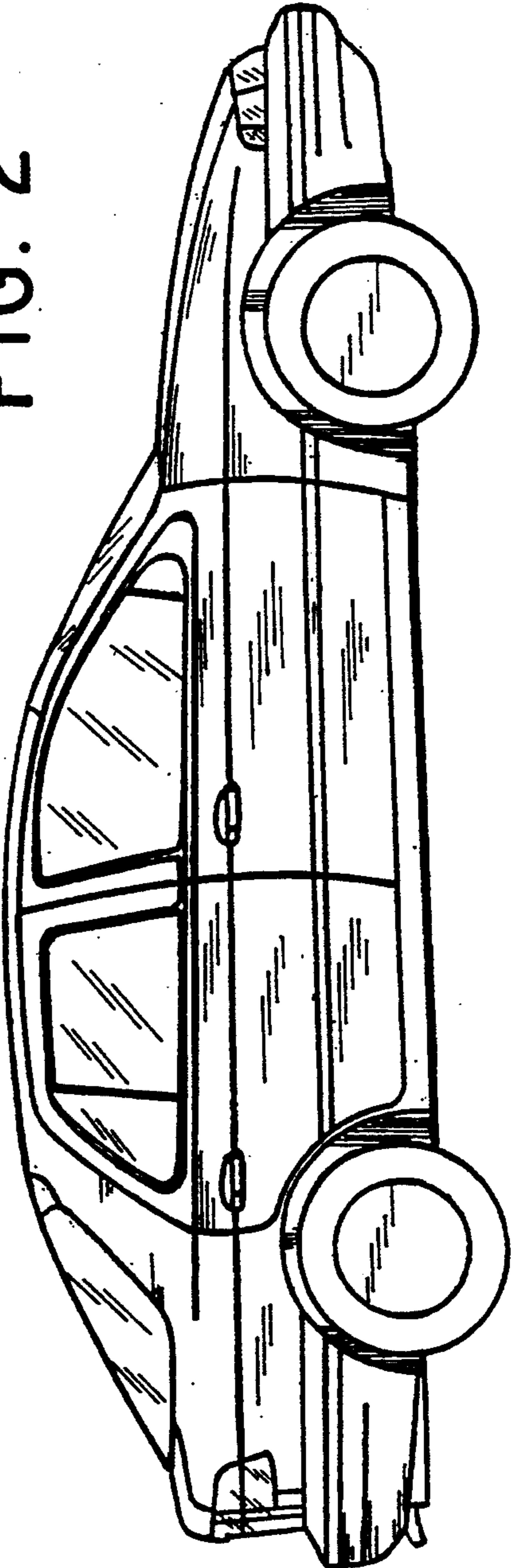


FIG. 3




FIG. 4




FIG. 5




FIG. 6

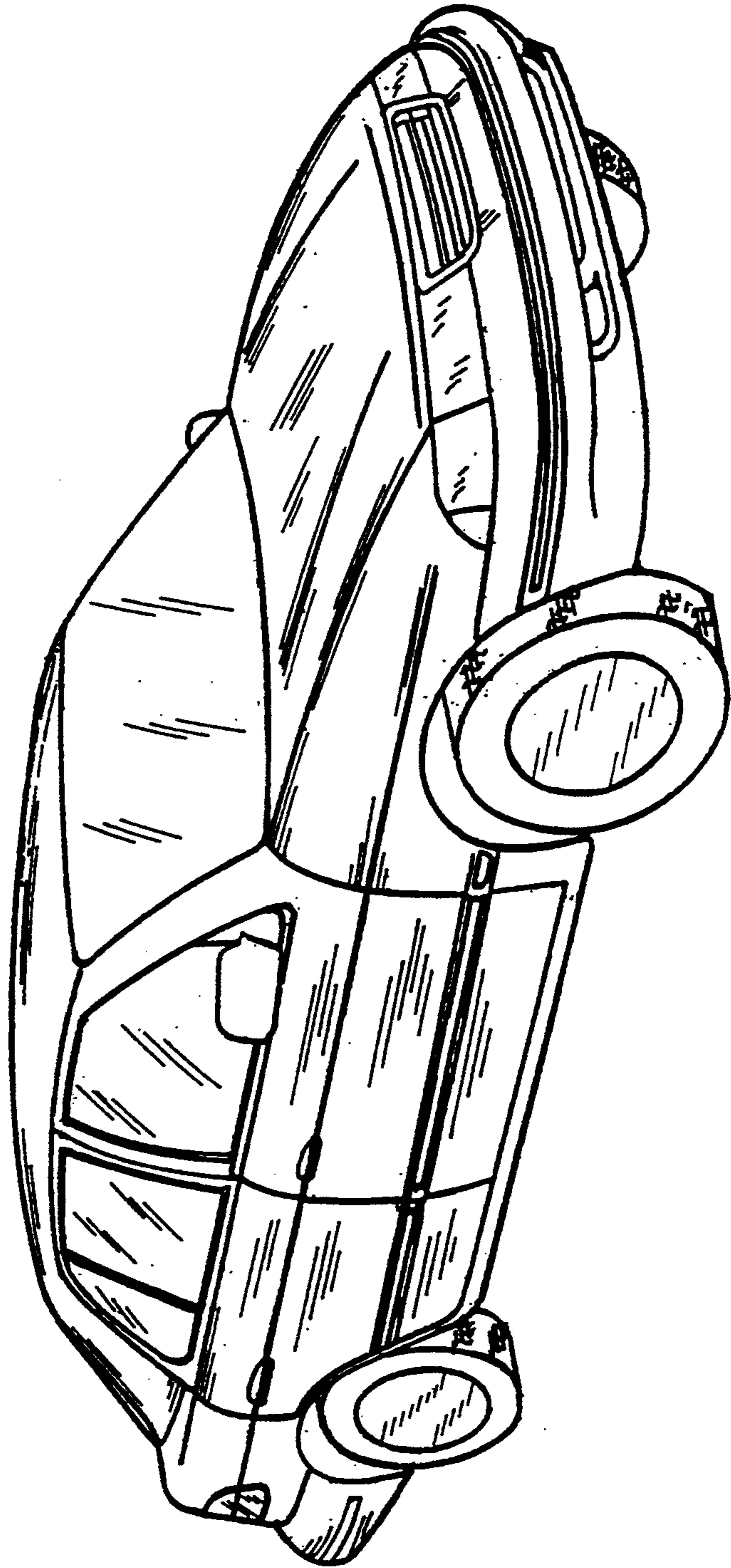


FIG. 7

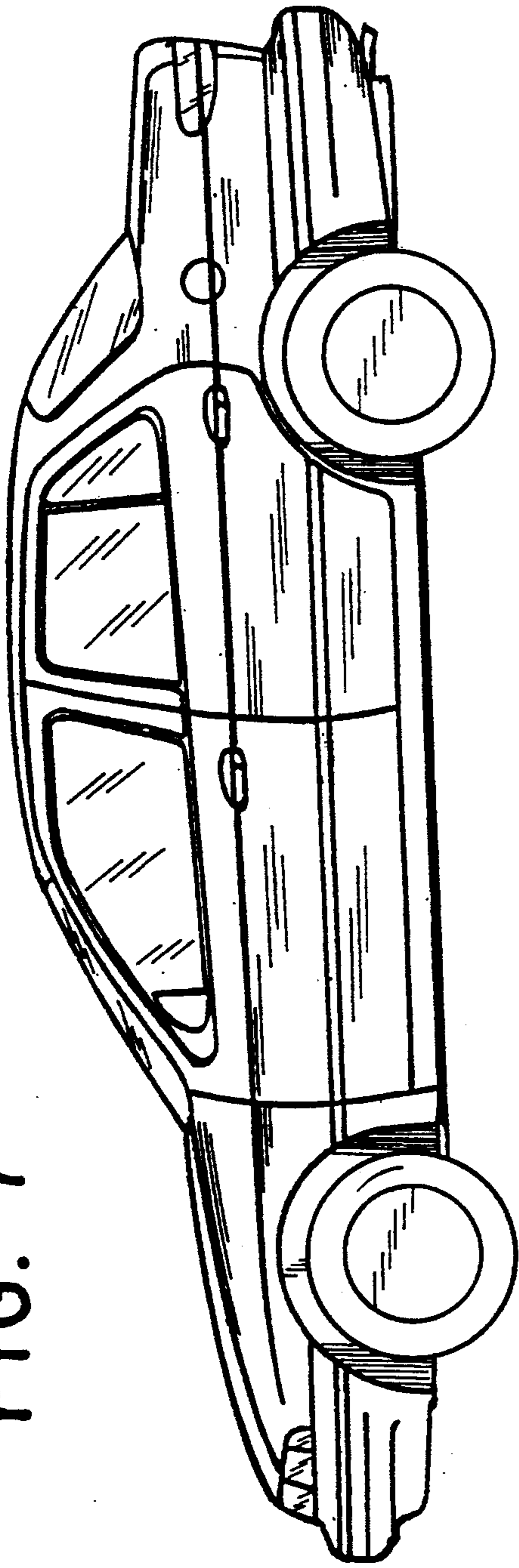


FIG. 8

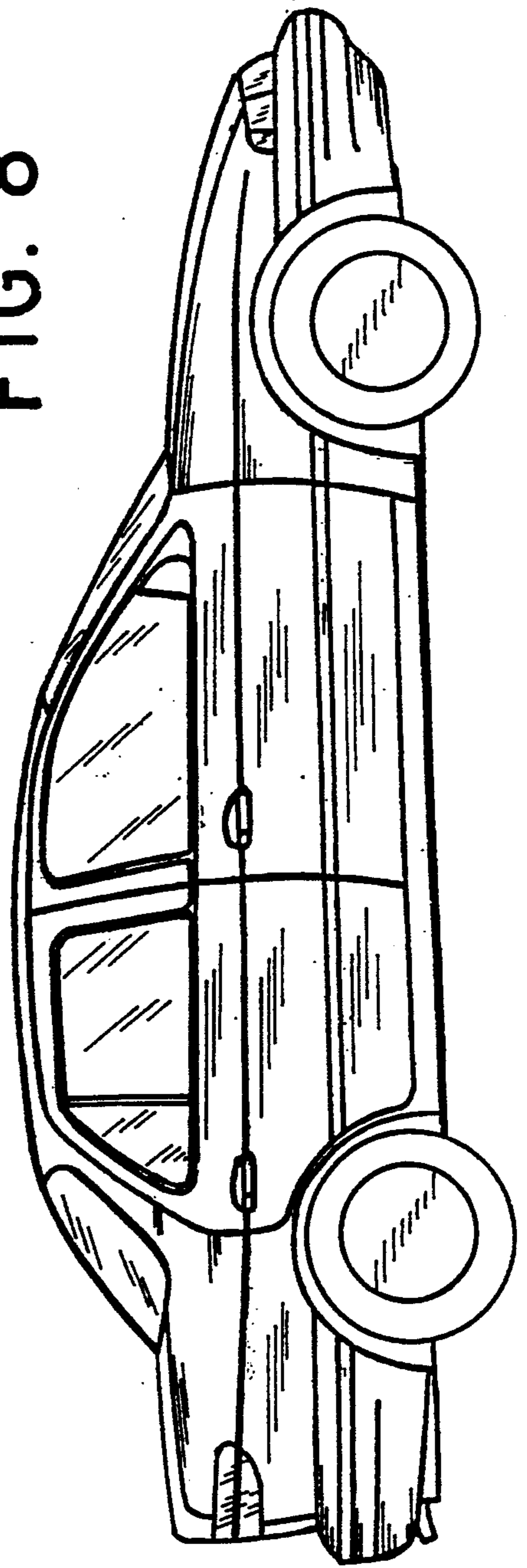


FIG. 9




FIG. 10




FIG. II



FIG. 12

