



US00D357201S

# United States Patent [19]

[11] Patent Number: **Des. 357,201**

**Novack**

[45] Date of Patent: **\*\* Apr. 11, 1995**

[54] **ELECTRONIC TOILET SEAT SIGNAL REMINDER**

[76] Inventor: **James A. Novack**, 638 Old Quarry Rd. N., Larkspur, Calif. 94939

[\*\*] Term: **14 Years**

[21] Appl. No.: **22,282**

[22] Filed: **May 3, 1994**

[52] U.S. Cl. .... **D10/104**

[58] Field of Search ..... D10/104, 106, 109, 121; 4/234, 238, 314, 237, 661, 686; 340/545, 569, 573

[56] **References Cited**

**U.S. PATENT DOCUMENTS**

71,791	1/1927	Griggs .....	D20/42
D. 274,707	7/1984	French .....	D10/104
D. 317,135	5/1991	Novack .....	D10/104
3,900,908	8/1975	Stump .....	4/213
4,733,419	3/1988	Nee .....	4/661
4,736,471	4/1988	Johnson .....	4/661

*Primary Examiner*—Wallace R. Burke  
*Assistant Examiner*—Marcus Jackson  
*Attorney, Agent, or Firm*—Lewis Anten; Amedeo Ferraro

[57] **CLAIM**

The ornamental design for electronic toilet seat signal reminder, as shown and described.

**DESCRIPTION**

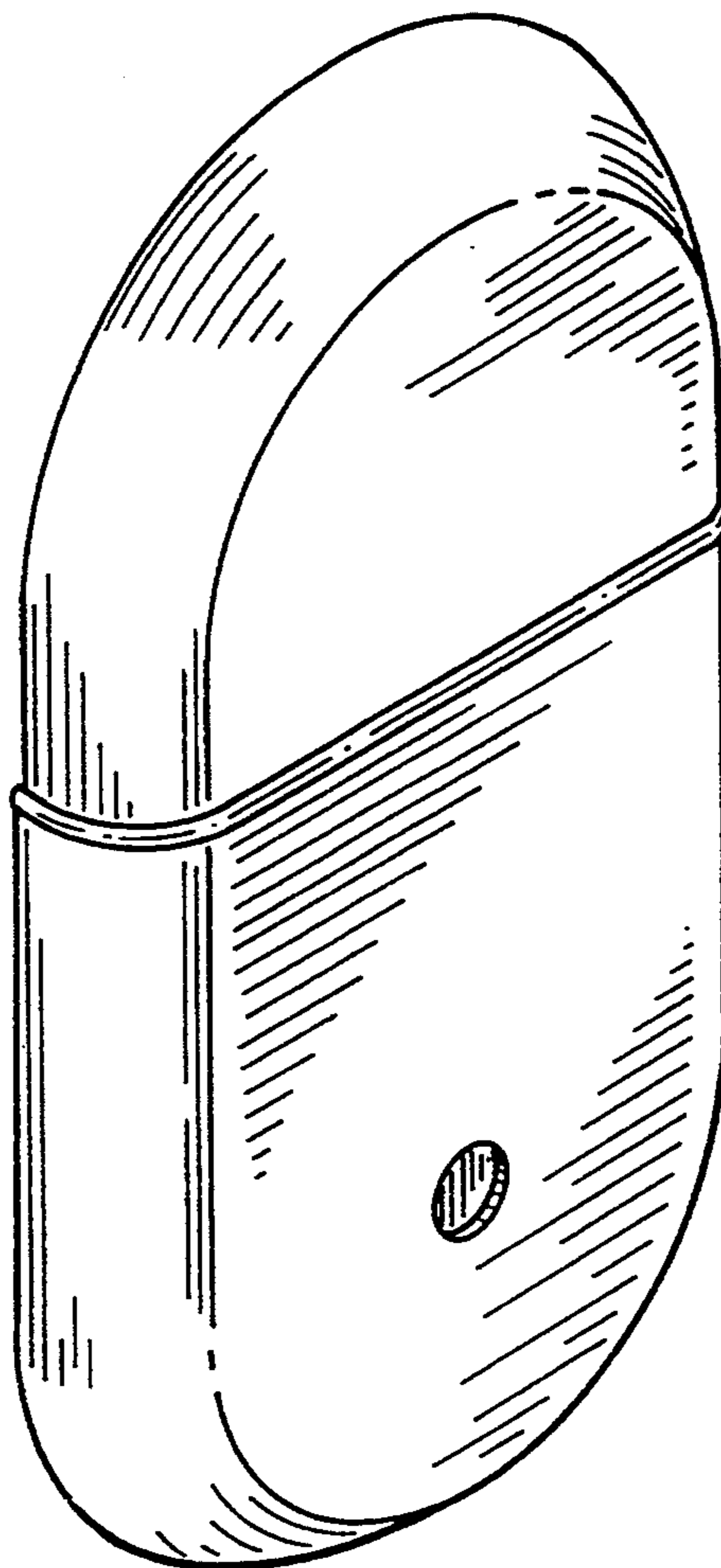
FIG. 1 is a perspective top front left side view of the electronic toilet seat signal reminder showing my new design;

FIG. 2 is a front elevational view of the design of FIG. 1;

FIG. 3 is a left side elevational view of the design of FIG. 1, with the right side being a mirror image thereof; FIG. 4 is a bottom plan view of the design of FIG. 1, with the top plan view being a mirror image thereof;

FIG. 5 is a rear elevational view of the design of FIG. 1; and,

FIG. 6 is a reduced front perspective view thereof, with the broken line showing for illustrative purposes only and forming no part of the claimed design.



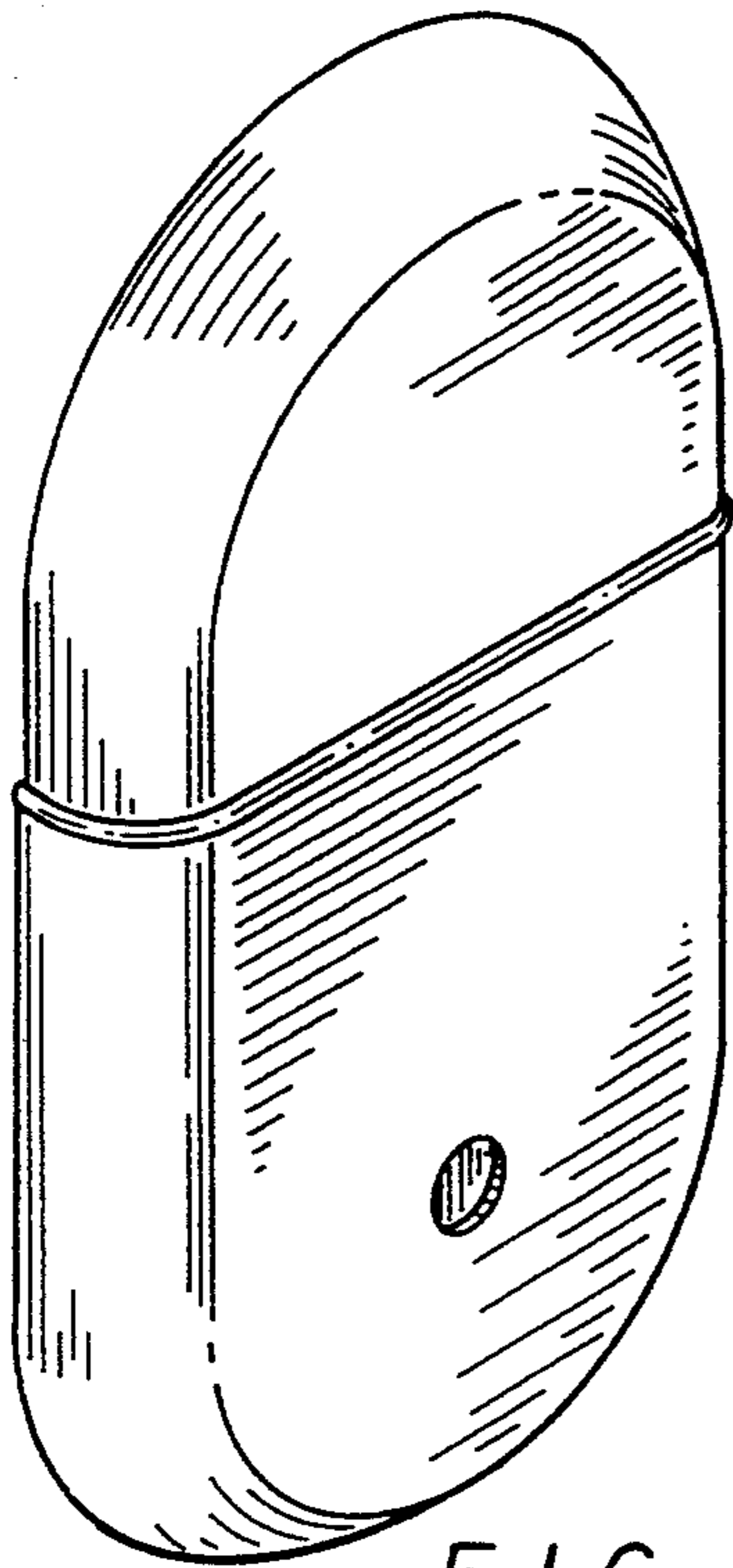


FIG. 1

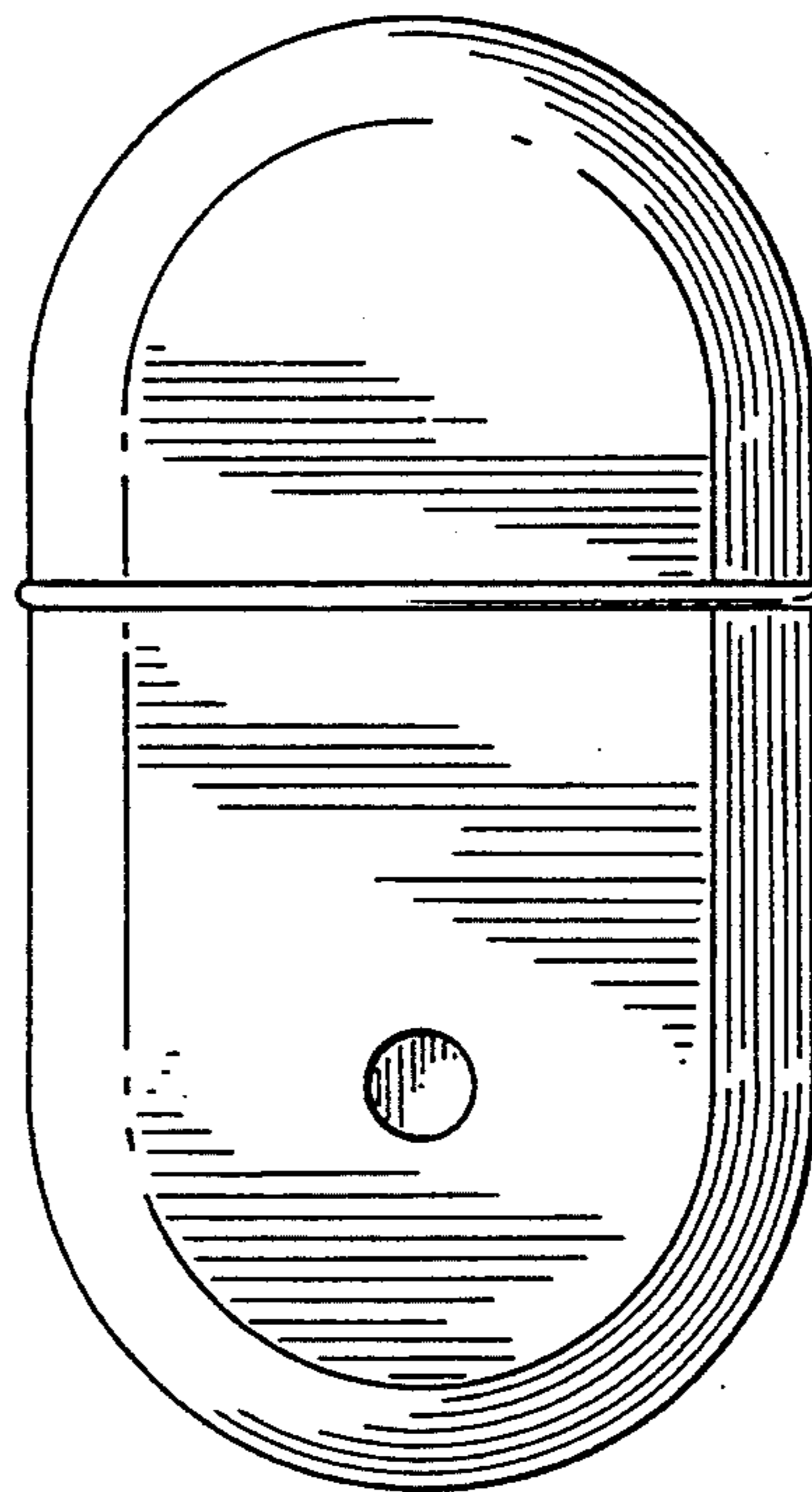


FIG. 2




FIG. 3



FIG. 4




FIG. 5

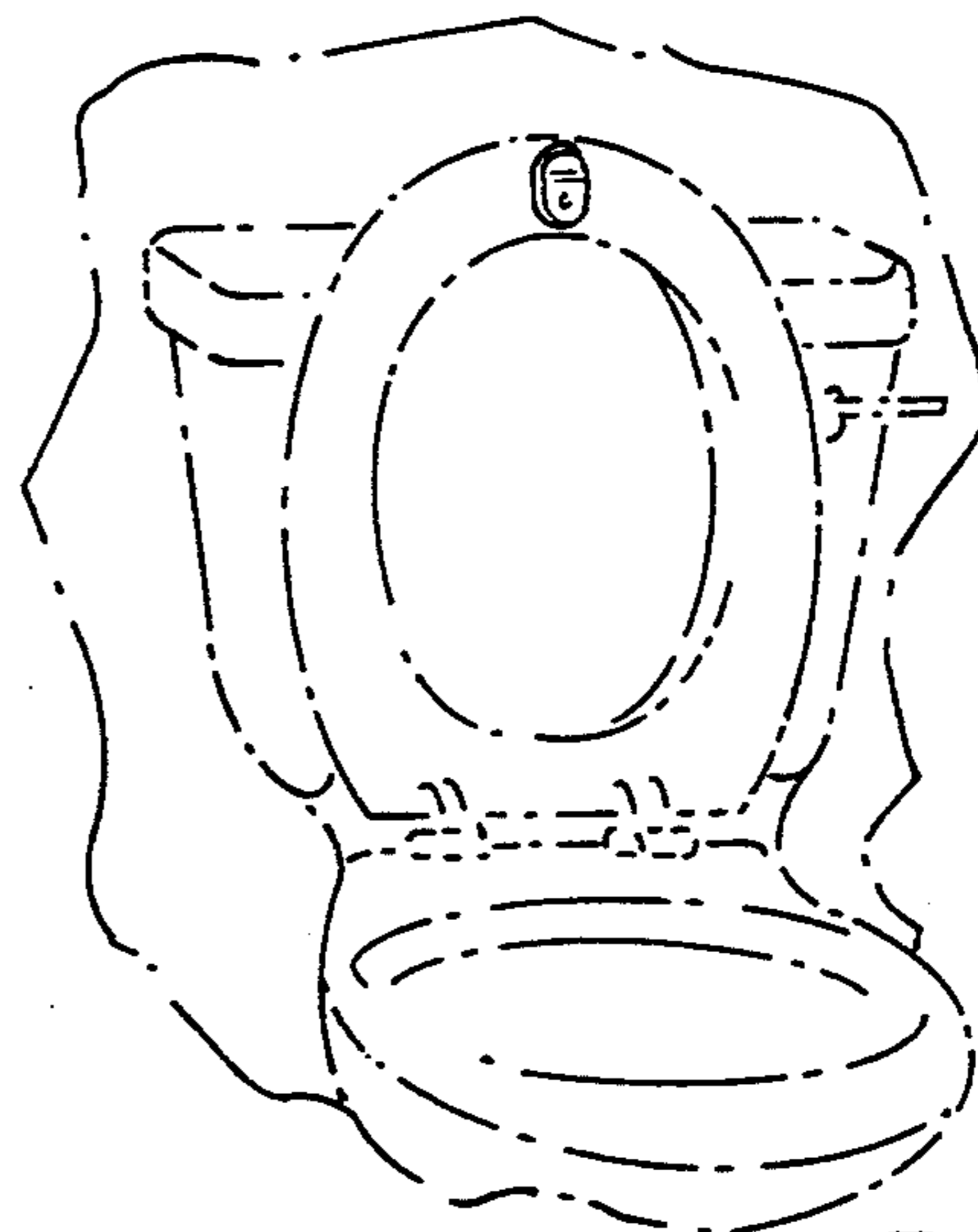


FIG. 6