



US00D357200S

# United States Patent [19]

[11] Patent Number: **Des. 357,200**

Thomas

[45] Date of Patent: **\*\* Apr. 11, 1995**

[54] **INDICATING CAP**

[75] Inventor: **Glenn E. Thomas, Glen Ellyn, Ill.**

[73] Assignee: **Chromatography Research Supplies, Inc., Addison, Ill.**

[\*\*] Term: **14 Years**

[21] Appl. No.: **19,655**

[22] Filed: **Mar. 7, 1994**

[52] U.S. Cl. .... **D10/103; D9/439**

[58] Field of Search ..... **D9/435, 436, 439; D10/46, 80, 103; 55/274, 275, 505, 502, 507, DIG. 34; 116/206, 207; 215/135, 247, 249, 355, DIG. 388; 285/345; 436/32, 43, 181; D24/224; 220/241, DIG. 16, DIG. 34**

[56] **References Cited**

**U.S. PATENT DOCUMENTS**

D. 336,043 6/1993 Provencio ..... D9/436

D. 349,648 8/1994 Tirrell et al. .... D9/439  
4,254,731 3/1981 Taylor ..... 55/DIG. 34 X  
5,273,360 12/1993 Wyatt et al. .... 116/207 X

*Primary Examiner*—Alan P. Douglas  
*Assistant Examiner*—Antoine D. Davis  
*Attorney, Agent, or Firm*—Middleton & Reutlinger;  
James C. Eaves, Jr.

[57] **CLAIM**

The ornamental design for a indicating cap, as shown and described.

**DESCRIPTION**

FIG. 1 is a top side perspective view of a indicating cap made in accordance with the present invention; FIG. 2 is a bottom side perspective view of the indicating cap of FIG. 1; FIG. 3 is a top view of the indicating cap of FIG. 1; FIG. 4 is a side view of the indicating cap of FIG. 1, the other side views being identical; and, FIG. 5 is a bottom view of the indicating cap of FIG. 1.

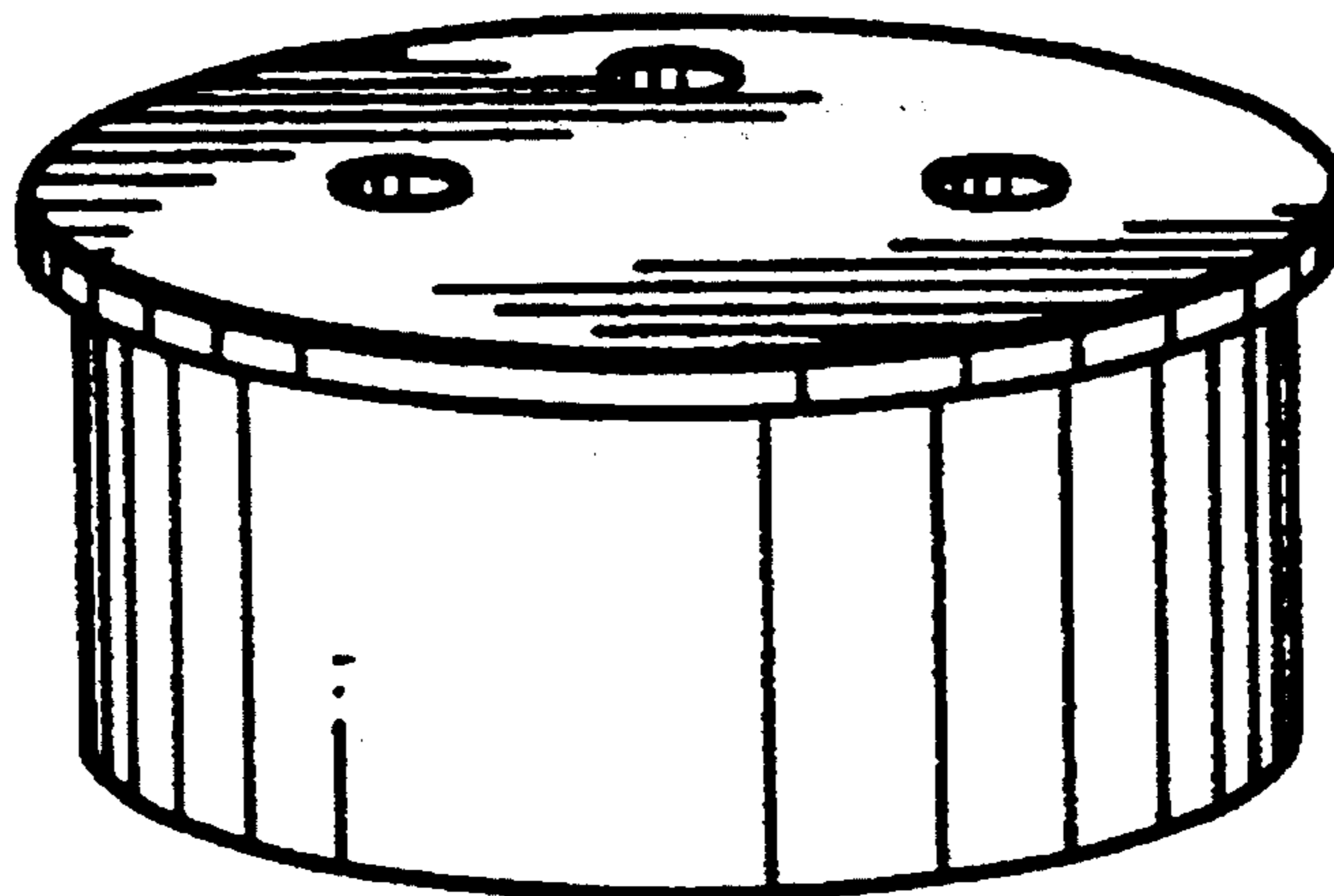


FIG. 1

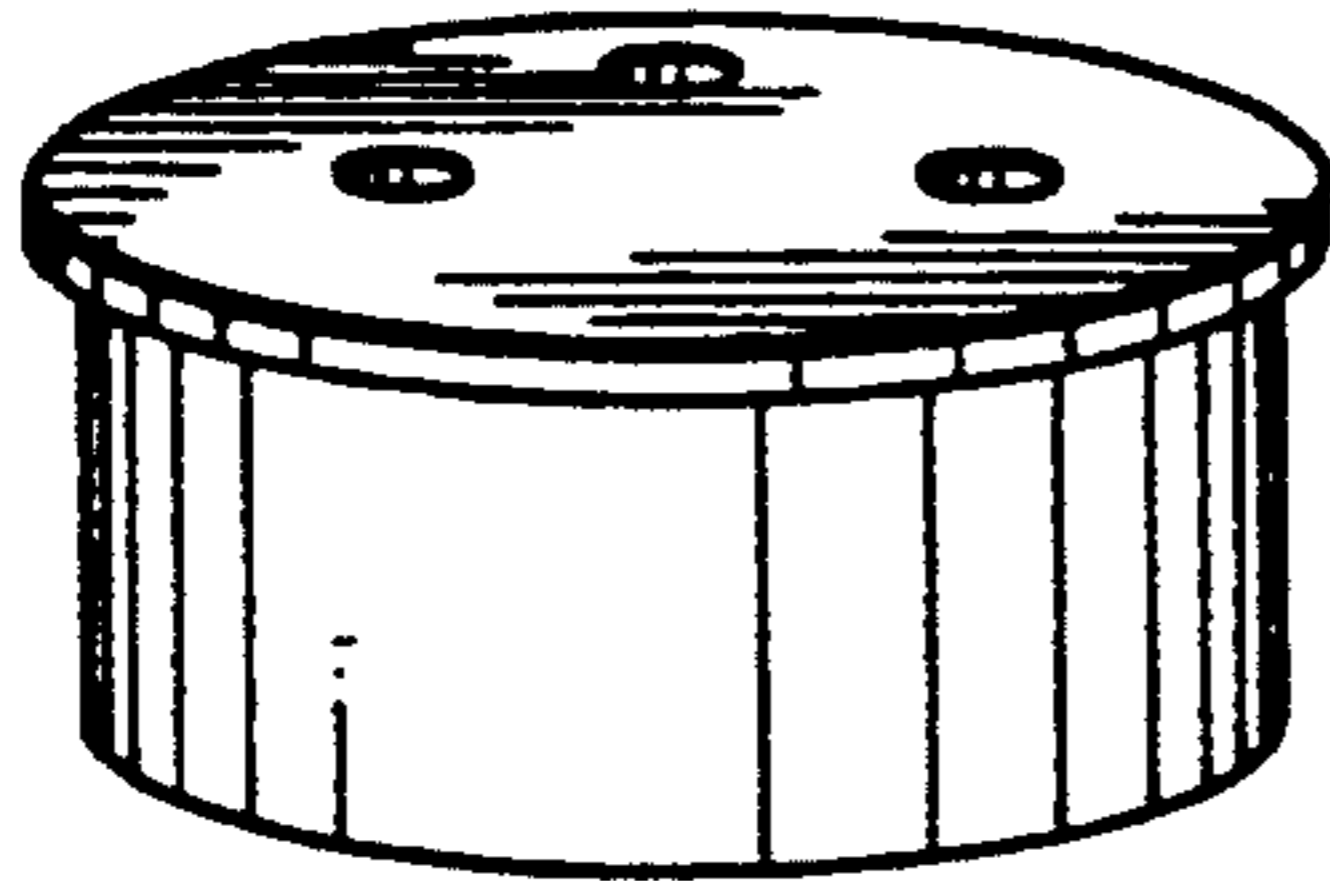


FIG. 2




FIG. 3

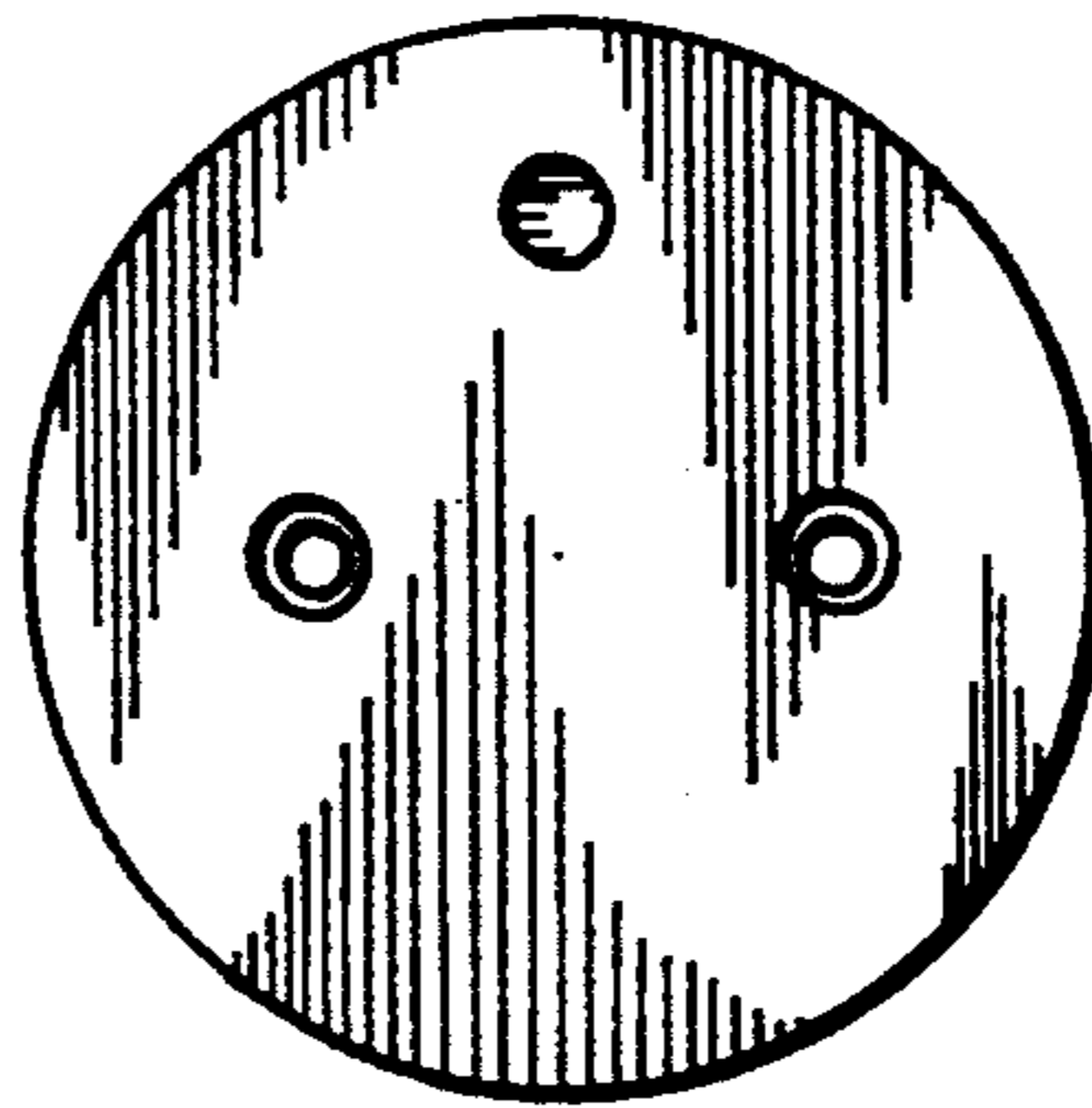


FIG. 4

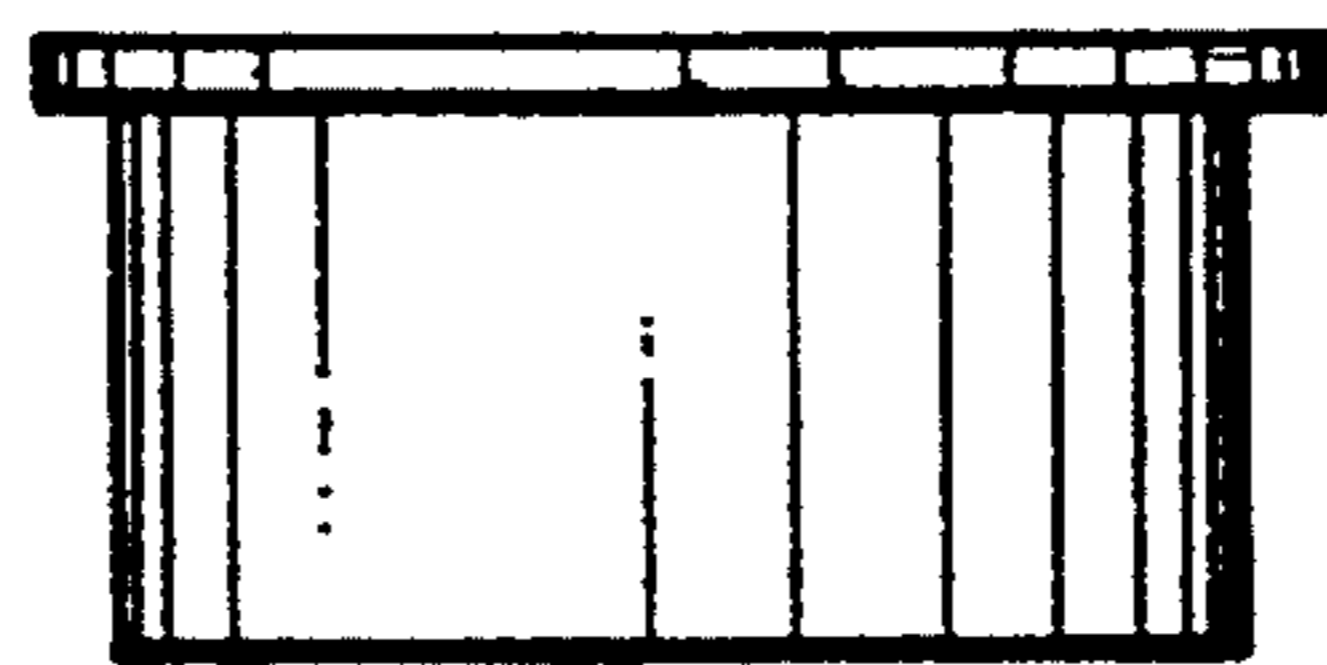


FIG. 5

