



US00D357193S

# United States Patent [19]

[11] Patent Number: **Des. 357,193**

Lefevre

[45] Date of Patent: **\*\* Apr. 11, 1995**

[54] **WATCH WITH BAND PORTIONS**

[75] Inventor: **M. Charles Lefevre**, St. Germain en Laye, France

[73] Assignee: **Societe Nouvelle Chaumet S.A.**, Paris, France

[\*\*] Term: **14 Years**

[21] Appl. No.: **4,362**

[22] Filed: **Feb. 3, 1993**

[52] U.S. Cl. .... **D10/39; D10/30**

[58] Field of Search ..... **D10/1-40, D10/122-132; 368/280-282, 276-277, 285**

[56] **References Cited**

**U.S. PATENT DOCUMENTS**

D. 323,122	1/1992	Severin	.....	D10/32
1,350,131	8/1920	Anderson	.....	368/238

**OTHER PUBLICATIONS**

*Jeweler's Circular-Keystone-2/79-p. 211-2nd watch from left.*

*Swiss Watch & Jewelry Journal-2/88-p. 224-watch at right-top.*

*European Jeweler-2/83-p. 94-#3 at lower-left.*

*Swiss Watch & Jewelry Journal-2/89-p. 565-watch at bottom-right.*

*European Jeweler-6/80-p. 48-left watch at bottom-right.*

*Primary Examiner—Nelson C. Holtje*  
*Attorney, Agent, or Firm—Steven H. Bazerman*

[57] **CLAIM**

The ornamental design for a watch with band portions, as shown and described.

**DESCRIPTION**

FIG. 1 is a front plan view of the watch with band portions bearing my ornamental design;

FIG. 2 is a back plan view of the watch with band portions bearing my ornamental design;

FIG. 3 is a side view of the watch with band portions bearing my ornamental design;

FIG. 4 is an opposite side view of the watch with band portions bearing my ornamental design;


FIG. 5 is a front perspective view of the watch with band portions bearing my ornamental design; and,

FIG. 6 is a side perspective view of the watch with band portions bearing my ornamental design.

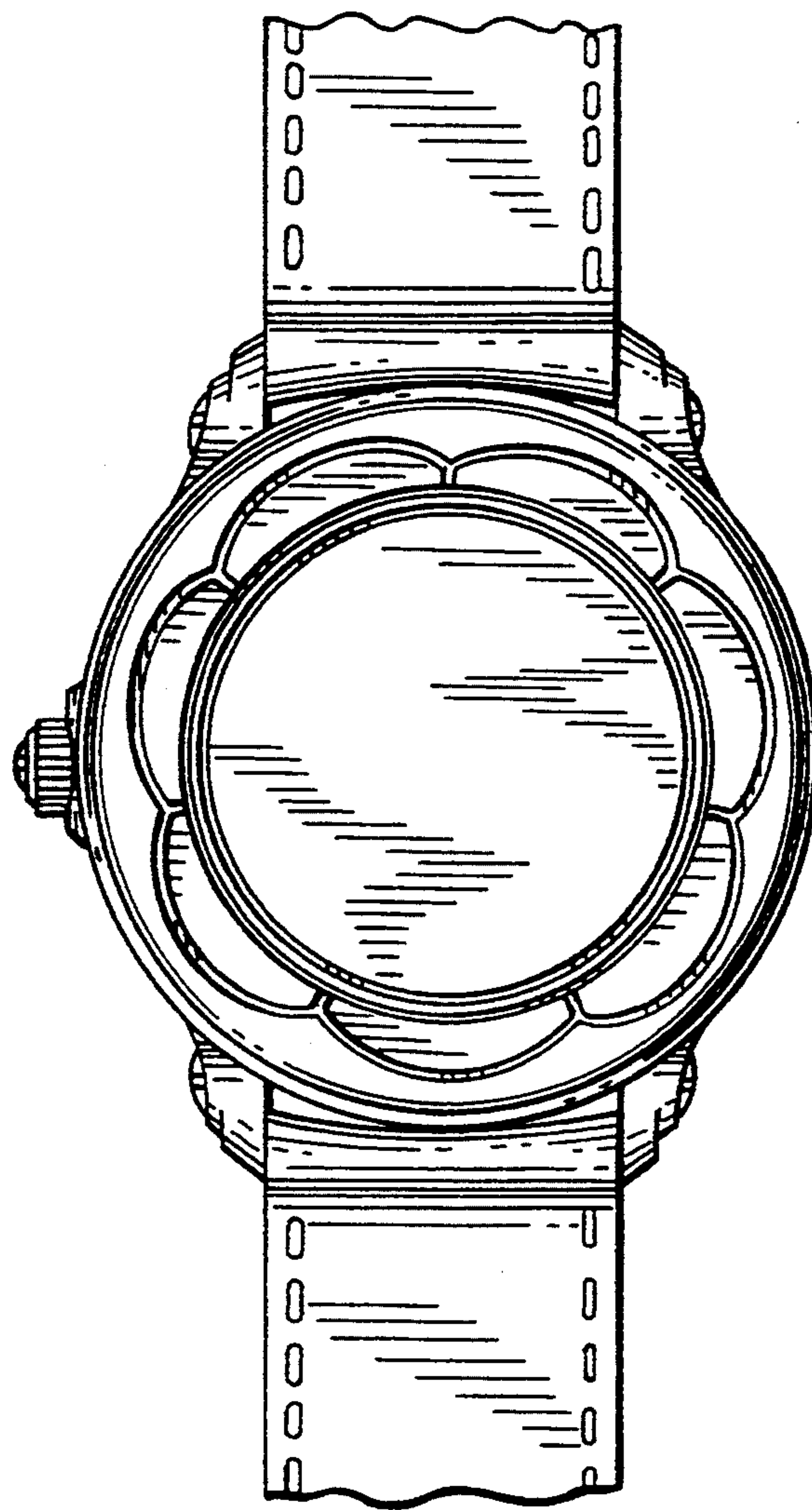
The characteristic feature of my new design resides in the dial portion thereof, the watch housing being known in the watch arts.



*FIG. 1*




*FIG. 2*



*FIG. 3*



*FIG. 4*





*FIG. 5*




FIG. 6

