



US00D357188S

United States Patent [19]

[11] Patent Number: **Des. 357,188**

Stockwell et al.

[45] Date of Patent: **** Apr. 11, 1995**

[54] **SIDEWALLS FOR A BOTTLE**

[75] Inventors: **Kenneth M. Stockwell; Daniel C. Wilson**, both of Midland, Mich.; **William J. Britt**, Zionsville, Ind.

[73] Assignee: **Dowbrands Inc.**, Indianapolis, Ind.

[**] Term: **14 Years**

[21] Appl. No.: **14,505**

[22] Filed: **Oct. 22, 1993**

[52] U.S. Cl. **D9/543; D9/528; D9/570**

[58] Field of Search **D9/543, 575, 572, 523, D9/570, 528, 527, 531; 215/1 R, 1 C, 100 A**

[56] **References Cited**

U.S. PATENT DOCUMENTS

- D. 90,122 6/1933 Mengle .
- D. 195,697 7/1963 Price et al. .
- D. 196,750 10/1963 Koenigsberg et al. .
- D. 199,812 12/1964 Platte et al. .
- D. 203,226 12/1965 Schnur D9/531
- D. 212,410 10/1968 Platte et al. .
- D. 221,211 7/1971 Douglas et al. .
- D. 223,142 3/1972 Koenigsberg et al. .
- D. 223,807 6/1972 Thomson D9/528
- D. 237,252 10/1975 Armbruster et al. .
- D. 256,431 8/1980 Campbell et al. D9/543 X
- D. 275,734 1/1984 Voice .

- D. 282,349 1/1986 Larson et al. .
- D. 293,551 1/1988 Britt D9/543
- D. 302,246 7/1989 Ross .
- D. 320,553 10/1991 McLin .
- D. 333,432 2/1993 Gonda et al. D9/528
- D. 334,344 3/1993 Reif .
- 4,804,097 2/1989 Alberghini et al. .
- 4,946,053 8/1990 Conrad .
- 4,969,922 11/1990 Platte, Sr. .
- 4,993,565 2/1991 Ota et al. .
- 5,002,199 3/1991 Frahm .
- 5,141,121 8/1992 Brown et al. .
- 5,178,290 1/1993 Ota et al. .
- 5,199,587 4/1993 Ota et al. .

Primary Examiner—Lucy J. Lieberman

[57] CLAIM

The ornamental designs for a sidewalk for a bottle, as shown and described.

DESCRIPTION

FIG. 1 is a side elevational view of a sidewalls for a bottle, showing our new ornamental design, the opposite side being a mirror image thereof;
 FIG. 2 is a front elevational view thereof;
 FIG. 3 is a rear elevational view thereof; and,
 FIG. 4 is a top view thereof.
 The broken line showing of a bottom portion of a bottle and a bottle neck is for illustrative purposes only and does not form part of the claimed design.

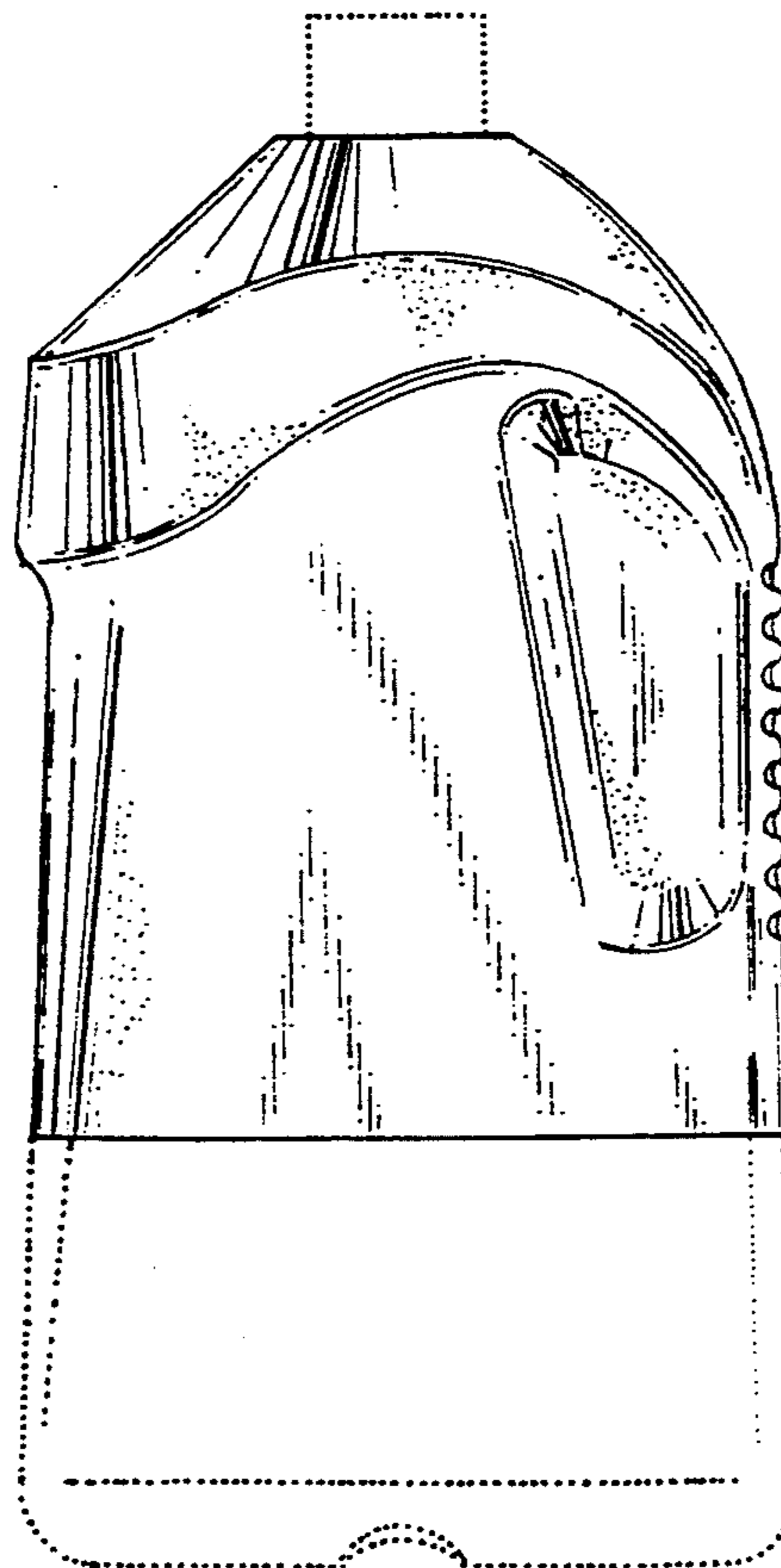


Fig. 4

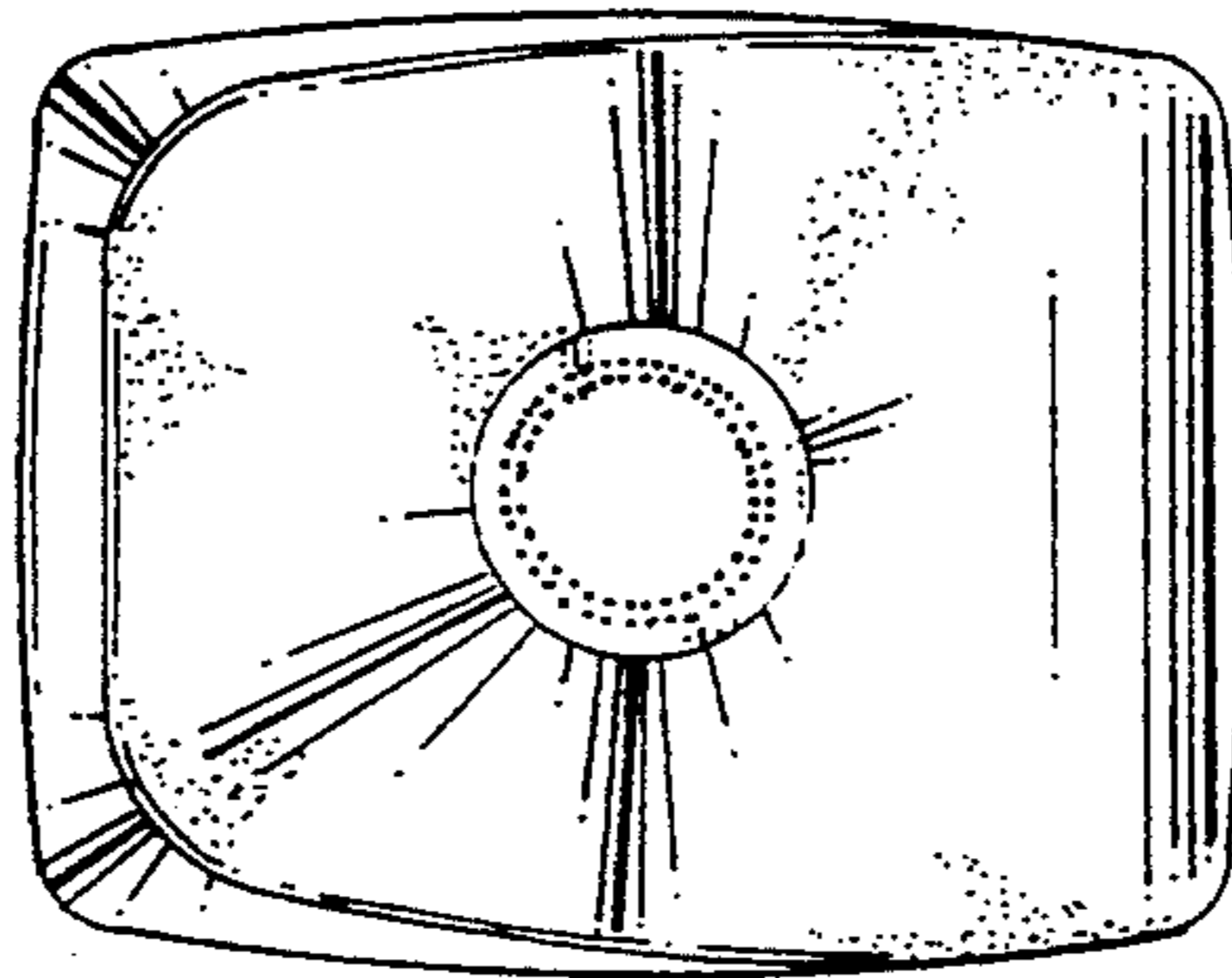


Fig. 2

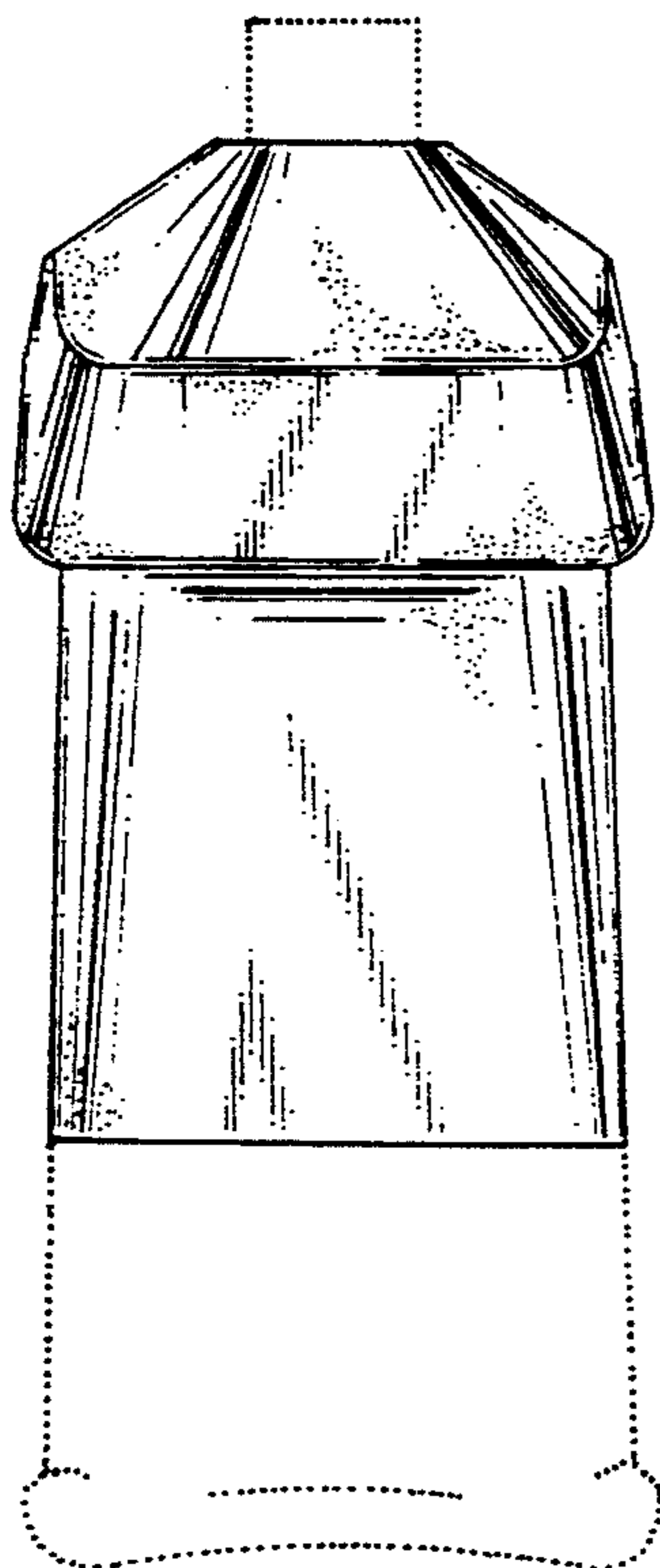


Fig. 1

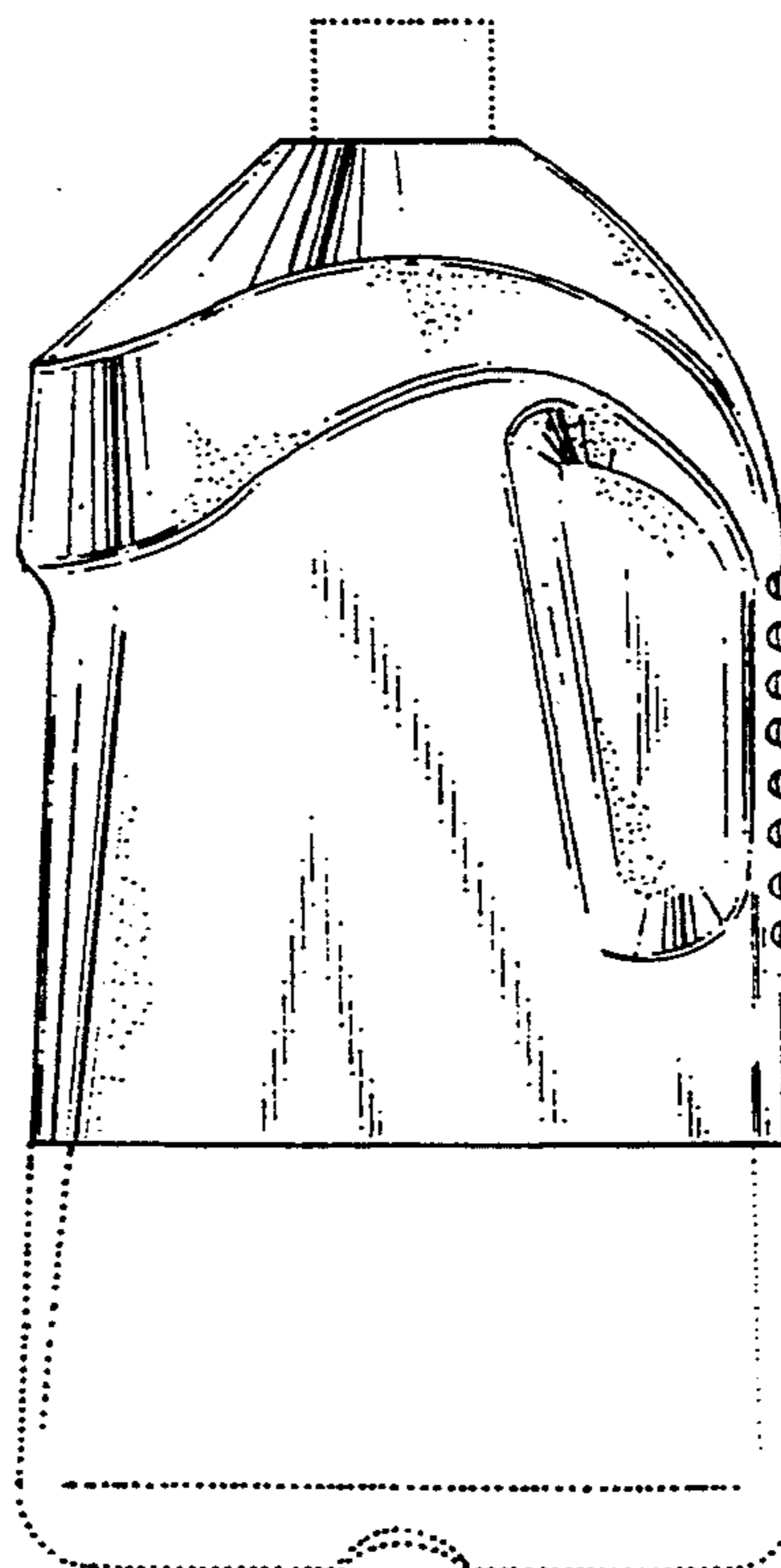


Fig. 3

