



US00D357179S

United States Patent [19]

[11] Patent Number: **Des. 357,179**

Nedstedt

[45] Date of Patent: **** Apr. 11, 1995**

[54] **CONTAINER**

[75] Inventor: **Ulf Nedstedt, Eslov, Sweden**

[73] Assignee: **Tetra Laval Holdings & Finance S.A., Pully, Switzerland**

[**] Term: **14 Years**

[21] Appl. No.: **16,103**

[22] Filed: **Dec. 7, 1993**

[52] U.S. Cl. **D9/417; D9/432; D9/560**

[58] Field of Search **D9/417, 432, 424, 560, D9/546, 573, 346; 229/5.6, 5.7, 113, 125.14, 125.32; 215/1 C, 1 R, 10; 220/267, DIG. 29, DIG. 31, 265**

[56] **References Cited**

U.S. PATENT DOCUMENTS

D. 244,120	4/1977	Pieper	D9/560
D. 313,176	12/1990	Okuda et al.	D9/560 X
2,980,304	4/1961	Sisco	229/113 X
3,000,492	9/1961	Miller	229/125.32 X
4,301,939	11/1981	Pupp	220/267

4,337,104	6/1982	Lynn	215/1 C X
4,527,699	7/1985	Namba et al.	.	
4,657,176	4/1987	Matsubara	229/125.14 X
5,248,054	9/1993	Berggren et al.	.	

OTHER PUBLICATIONS

Packaging Catalog, 1940, p. 15 as circled.

Primary Examiner—Prabhakar G. Deshmukh
Attorney, Agent, or Firm—McAndrews, Held & Malloy, Ltd.

[57] **CLAIM**

The ornamental design for the container, as shown and described.

DESCRIPTION

FIG. 1 is a perspective view of a container;
FIG. 2 is a top view of the container of FIG. 1;
FIG. 3 is a bottom view of the container of FIG. 1;
FIG. 4 is a back view of the container of FIG. 1;
FIG. 5 is a front view of the container of FIG. 1;
FIG. 6 is a right side view of the container of FIG. 1;
and,
FIG. 7 is a left side view of the container of FIG. 1.





FIG. 1



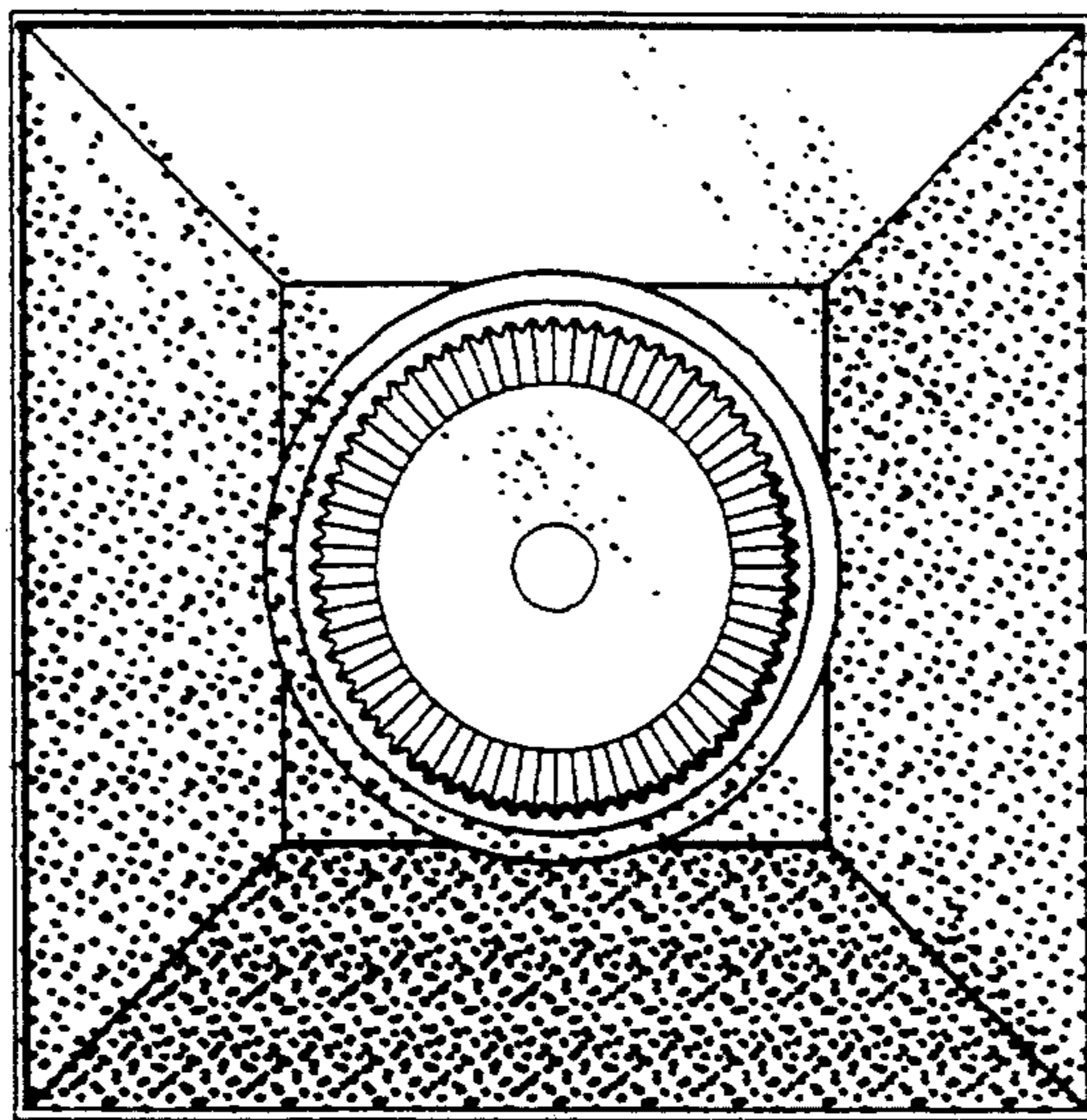


FIG. 2

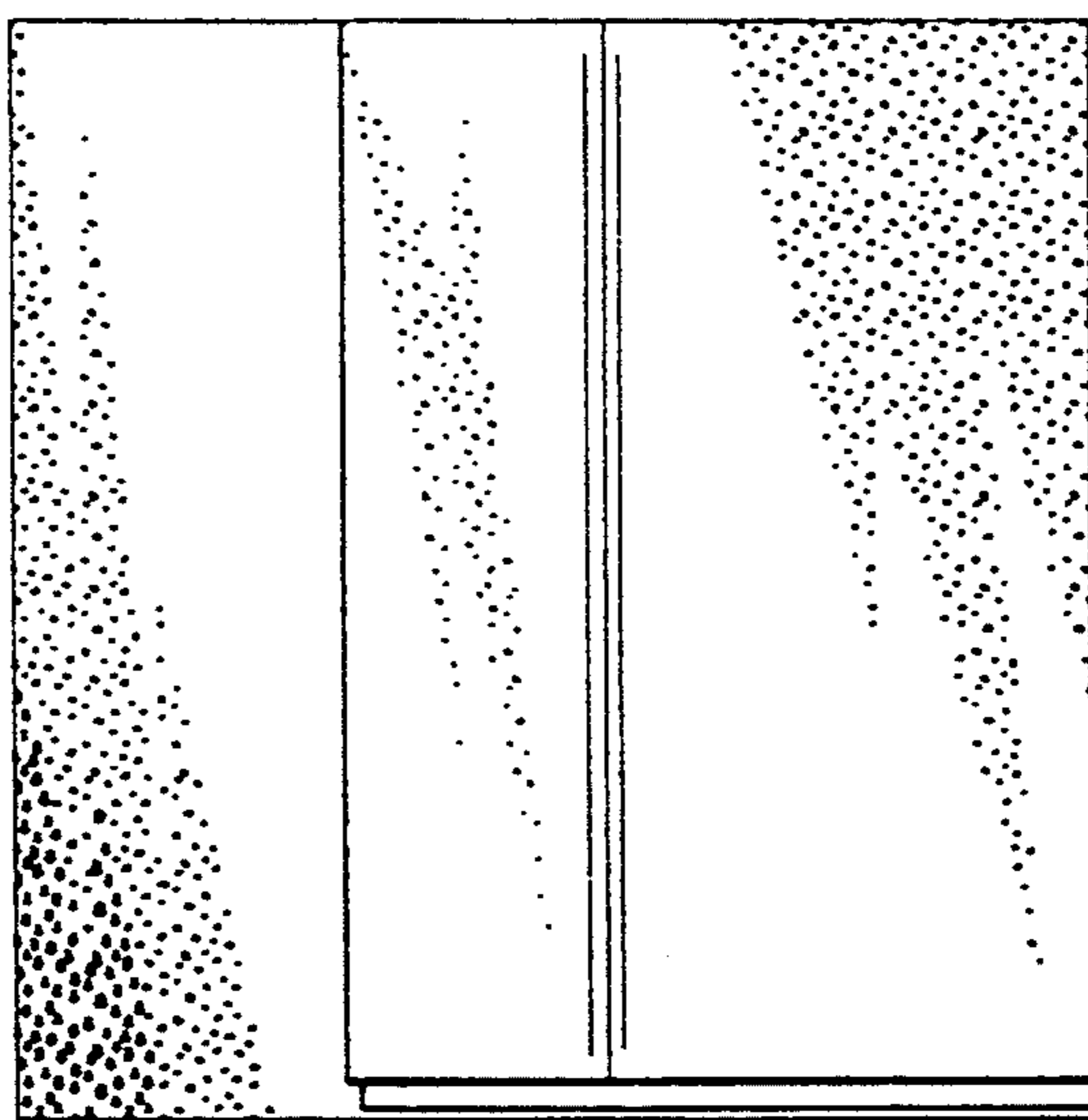


FIG. 3

FIG. 4

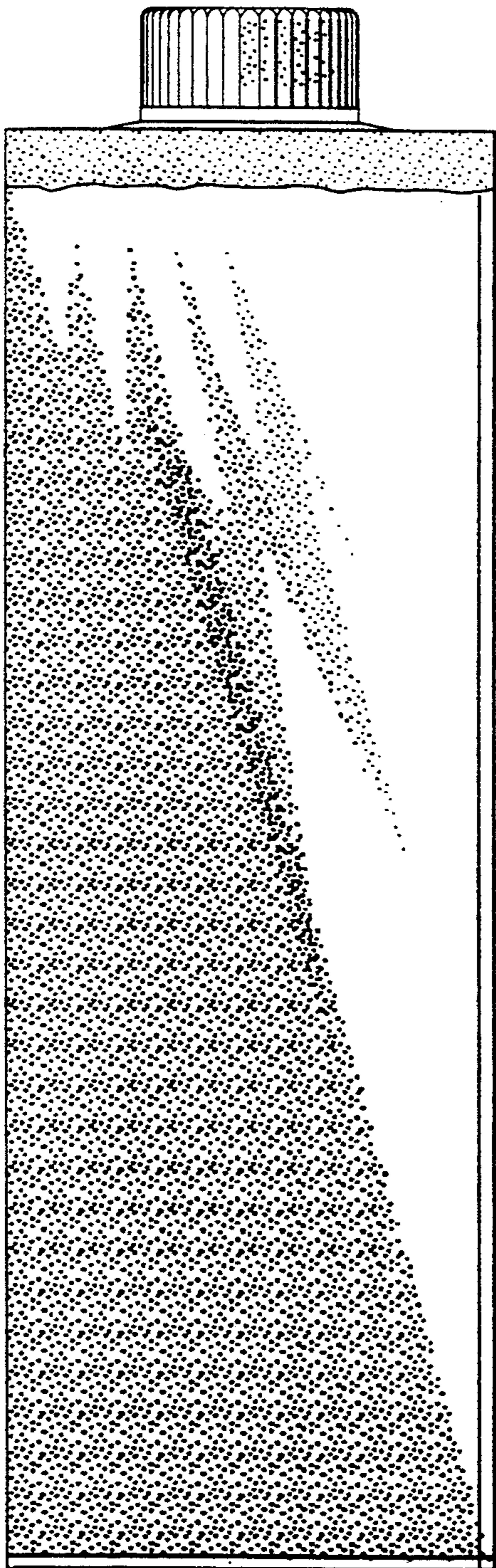


FIG. 5




FIG. 6




FIG. 7

