



US00D357161S

United States Patent [19]

[11] Patent Number: **Des. 357,161**

Booten

[45] Date of Patent: **** Apr. 11, 1995**

[54] CONTAINER

D. 321,302 11/1991 Zimmerman D7/392.1
4,976,370 12/1990 Cassel 220/306

[75] Inventor: **Richard D. Booten**, Brentwood, Tenn.

OTHER PUBLICATIONS

[73] Assignee: **Aladdin Industries, Inc.**, Nashville, Tenn.

Retailing Home Furnishings, Sec 3, Jan. 16, 1978, p. 14, Container, bottom right.
Corning Pyrex® Ware, 1970, p. 3, Casserole #943-16.

[**] Term: **14 Years**

Primary Examiner—Terry A. Wallace
Attorney, Agent, or Firm—Sandler, Greenblum & Bernstein

[21] Appl. No.: **11,078**

[22] Filed: **Jul. 26, 1993**

[57] CLAIM

[52] U.S. Cl. **D7/605; D7/538; D7/629**

The ornamental design for a container, as shown and described.

[58] Field of Search **D7/605, 538-542, D7/500, 629; D9/414, 424, 428-429; 62/457.1, 457.6, 457.9, 371-372; 206/508-509; 220/306, 352, 356, 380, 412, 287**

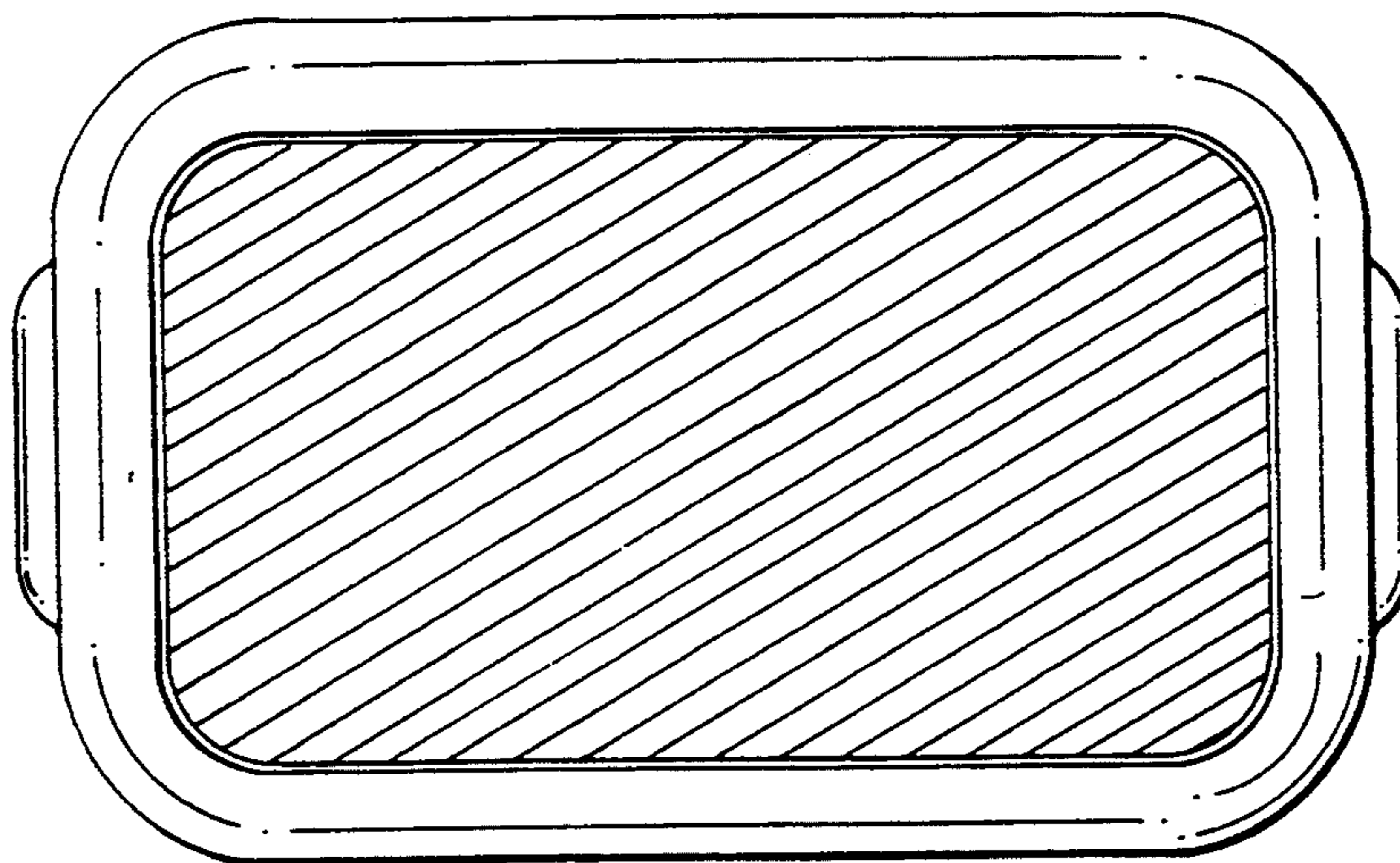
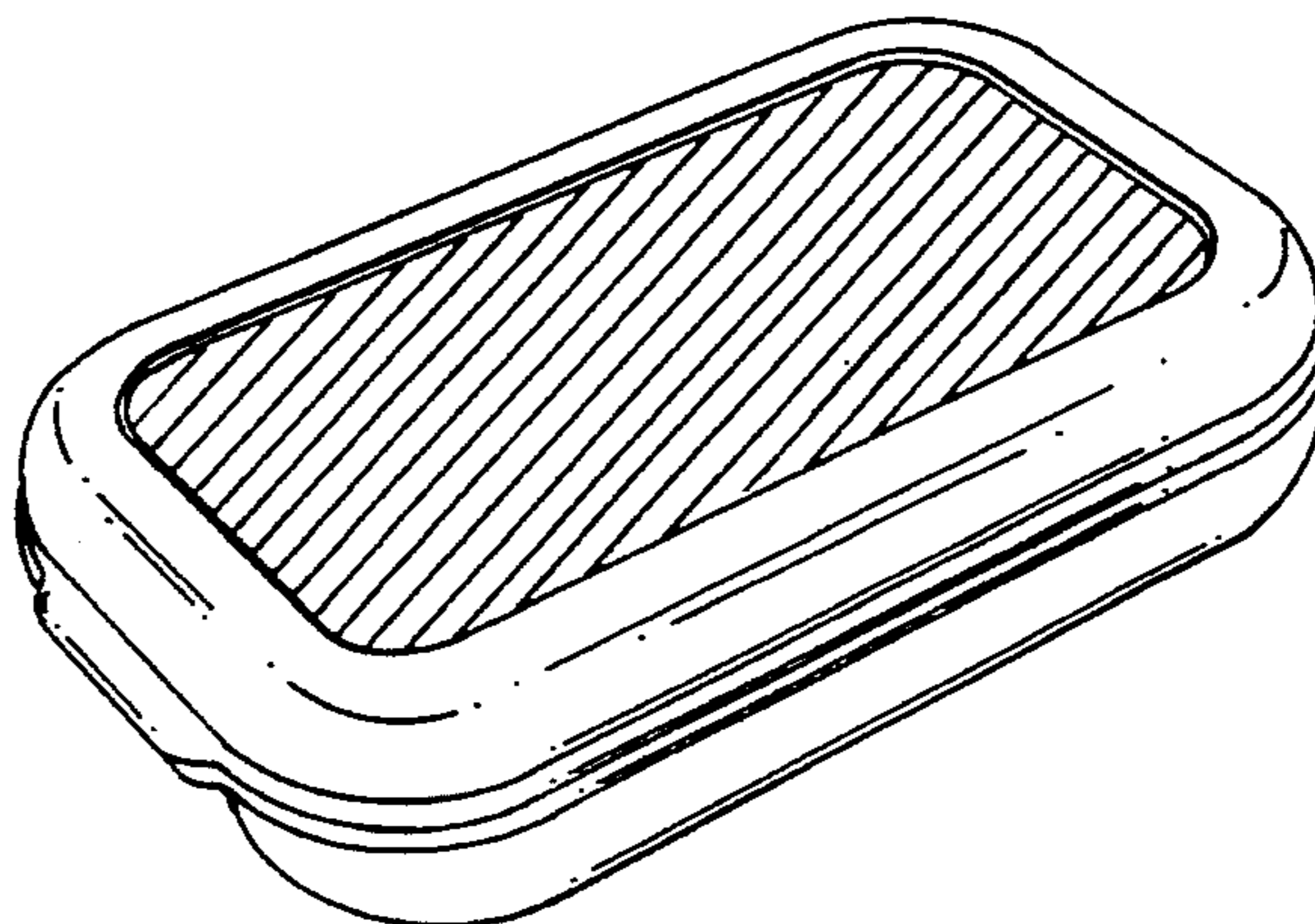
DESCRIPTION

[56] References Cited

U.S. PATENT DOCUMENTS

D. 235,195 5/1975 Savey, Jr. et al. D7/605 X
D. 268,560 4/1983 Daenen et al., D7/542 X
D. 316,210 4/1991 Givgiaro D7/545

FIG. 1 is a front perspective view of the container according to the present invention;
FIG. 2 is a top plan view thereof;
FIG. 3 is a bottom plan view thereof;
FIG. 4 is a front elevational view thereof with the rear elevational view being identical; and,
FIG. 5 is a right side elevational view thereof with the left side elevational view being identical.



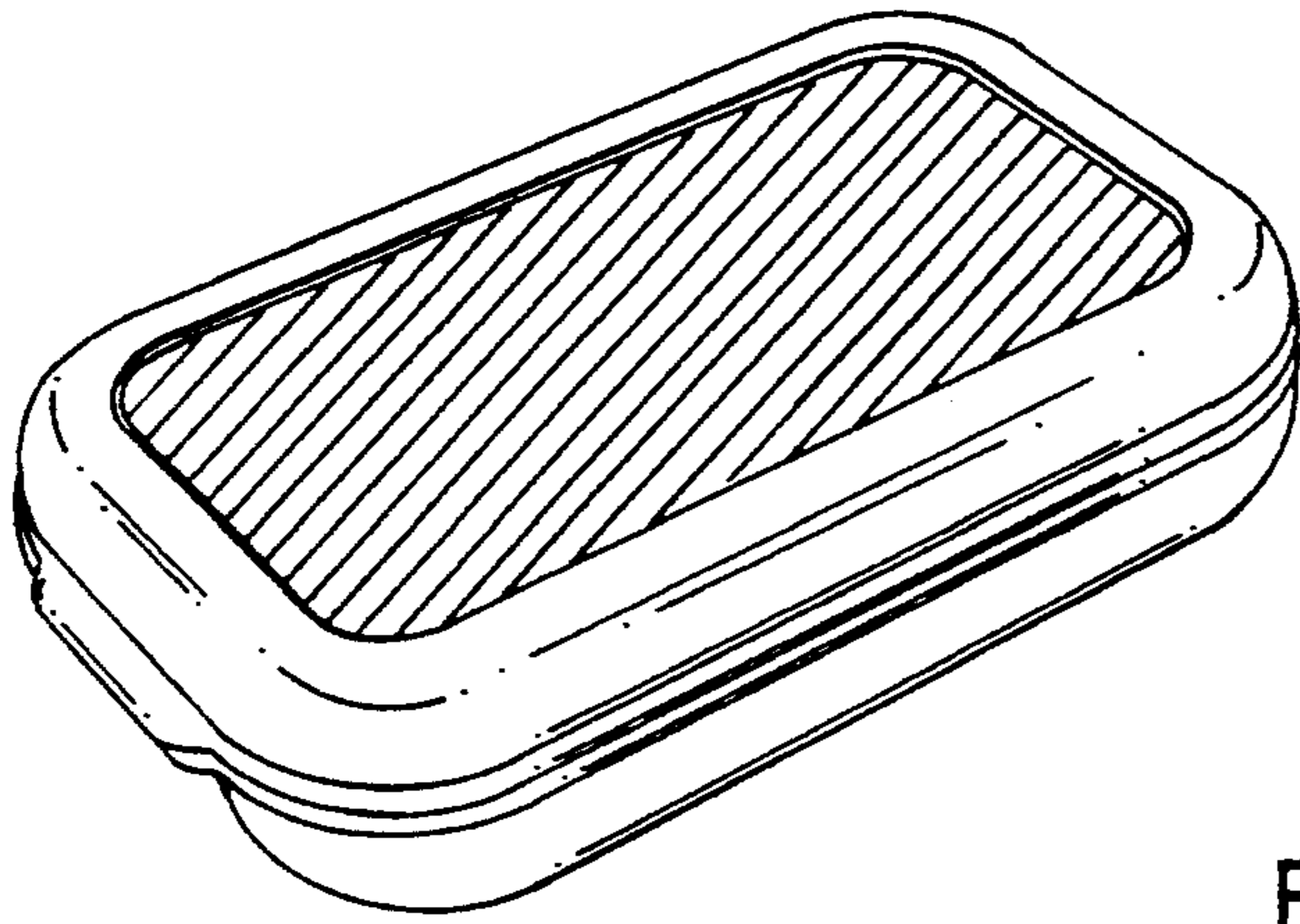


FIG - 1

FIG - 2

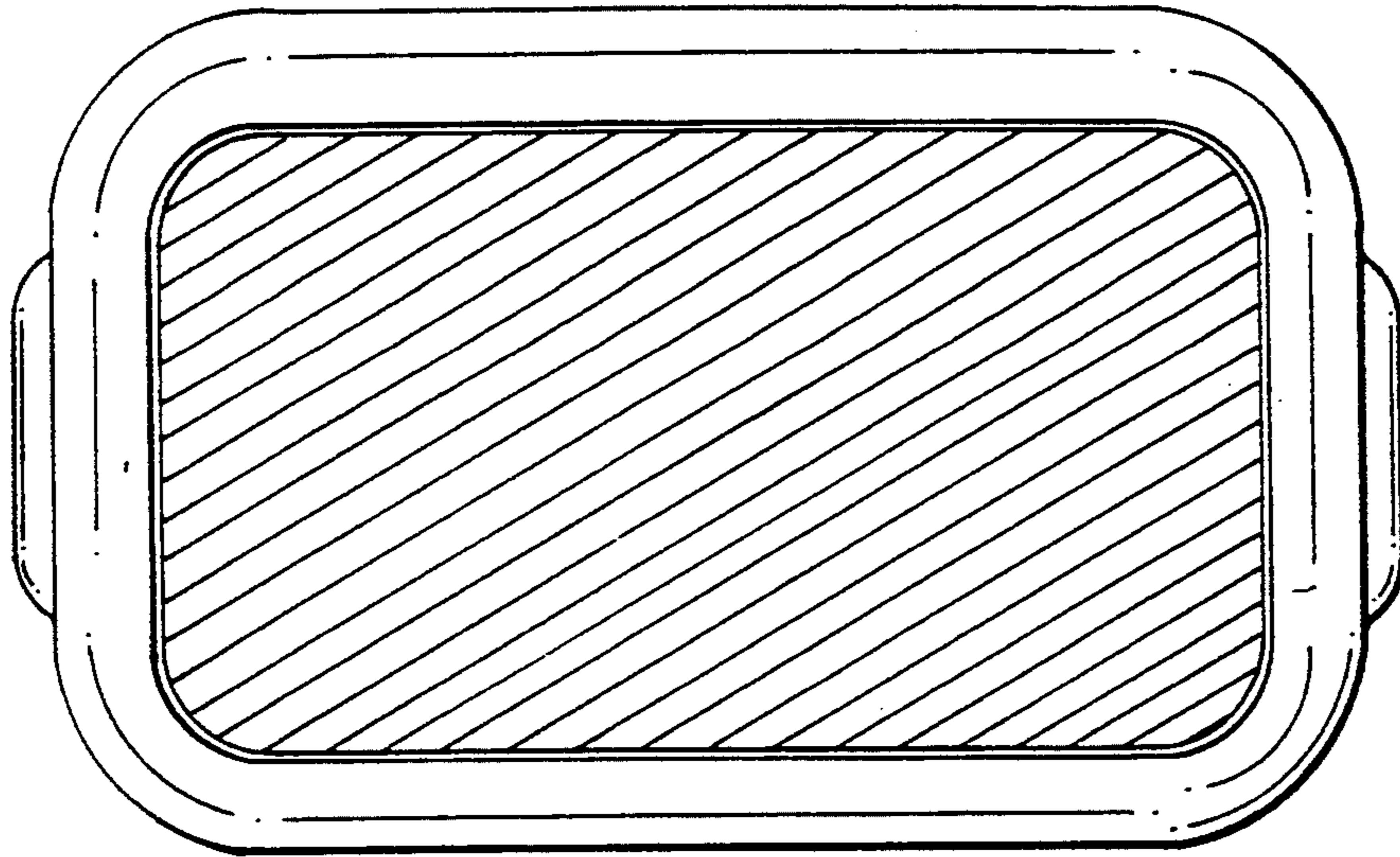


FIG - 3




FIG - 4




FIG - 5

