



US00D357127S

United States Patent [19]

[11] Patent Number: **Des. 357,127**

Hoagland

[45] Date of Patent: **** Apr. 11, 1995**

- [54] **SCRUB BRUSH HANDLE**
- [75] Inventor: **Mary M. Hoagland**, Cincinnati, Ohio
- [73] Assignee: **Vining Industries, Inc.**, Springfield, Ohio
- [**] Term: **14 Years**
- [21] Appl. No.: **3,624**
- [22] Filed: **Jan. 11, 1993**
- [52] U.S. Cl. **D4/138; D4/129**
- [58] Field of Search **D4/116, 118, 129, 130, D4/134, 138; D8/45; D32/42, 52; 15/105, 111, 143.1, 159.1, 160, 167.3**

- D. 278,790 5/1985 Chaney et al. D8/45 X
- D. 329,752 9/1992 Murphy et al. D4/129
- 1,398,864 11/1921 Kelly 15/171

Primary Examiner—Wallace R. Burke
Assistant Examiner—Lavone D. Tabor
Attorney, Agent, or Firm—Panitch Schwarze Jacobs & Nadel

[57] CLAIM

The ornamental design for a scrub brush handle, as shown and described.

DESCRIPTION

FIG. 1 is a front, top, left perspective view of the scrub brush handle embodying my new design;
 FIG. 2 is a top plan view thereof;
 FIG. 3 is a right side elevational view thereof;
 FIG. 4 is a front elevational view thereof;
 FIG. 5 is a rear elevational view thereof; and,
 FIG. 6 is a bottom plan view thereof.
 The left side elevational view is not shown but is the mirror image of the right side elevational view shown in FIG. 3.
 The broken line showing of bristles is for illustrative purposes only and forms no part of the claimed design.

[56] **References Cited**
U.S. PATENT DOCUMENTS

D. 185,466	6/1958	Scholl	D4/129
D. 209,130	11/1967	Brookes	D4/130
D. 236,071	7/1975	Zemke	D4/129
D. 240,473	7/1976	Parker	D4/129
D. 266,458	10/1982	Gonsalves	D4/129
D. 269,565	7/1983	Goldstaub	D4/129
D. 274,388	6/1984	Colemore-Williams	D4/129
D. 274,389	6/1984	Colemore-Williams	D4/130

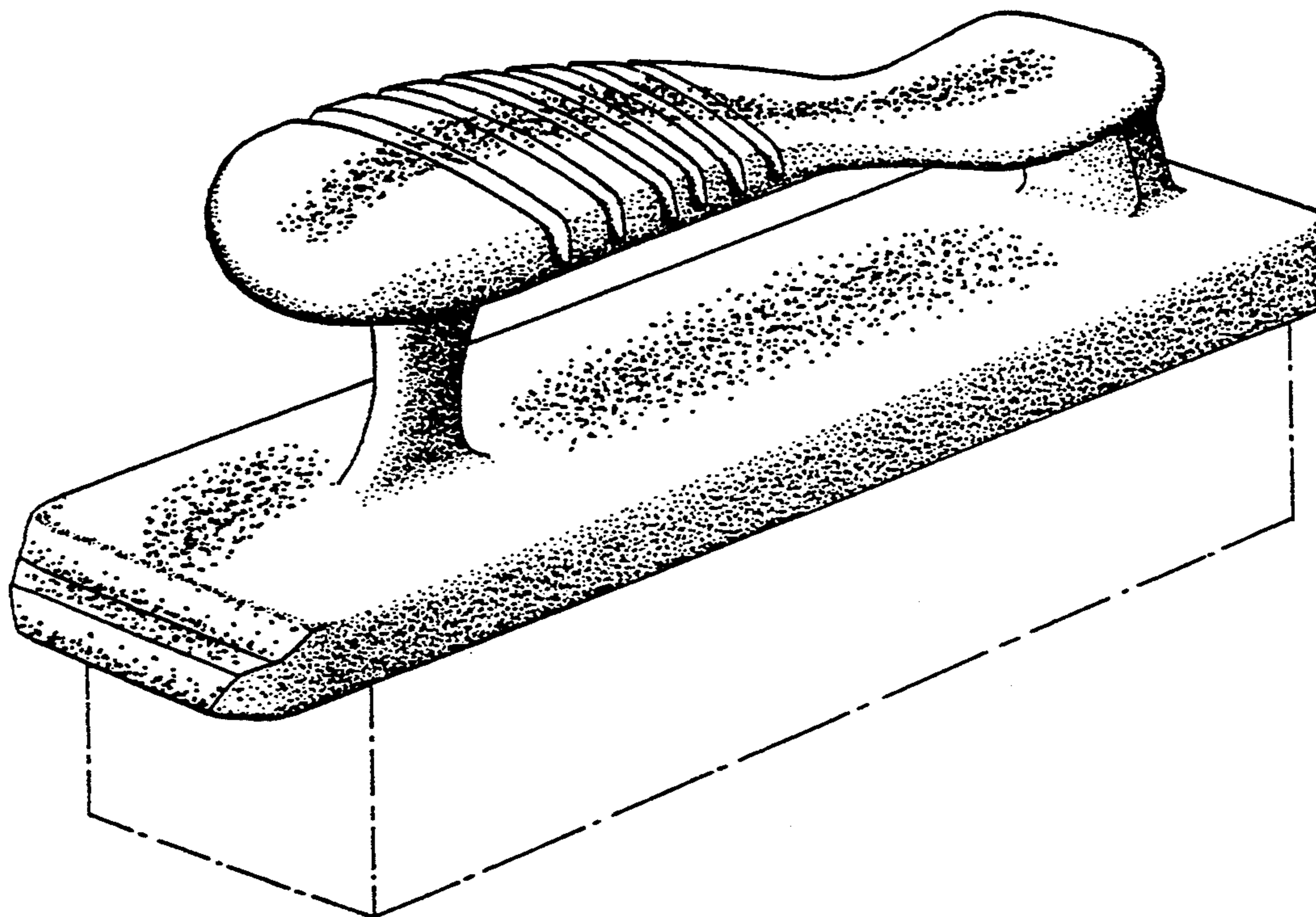


Fig. 1

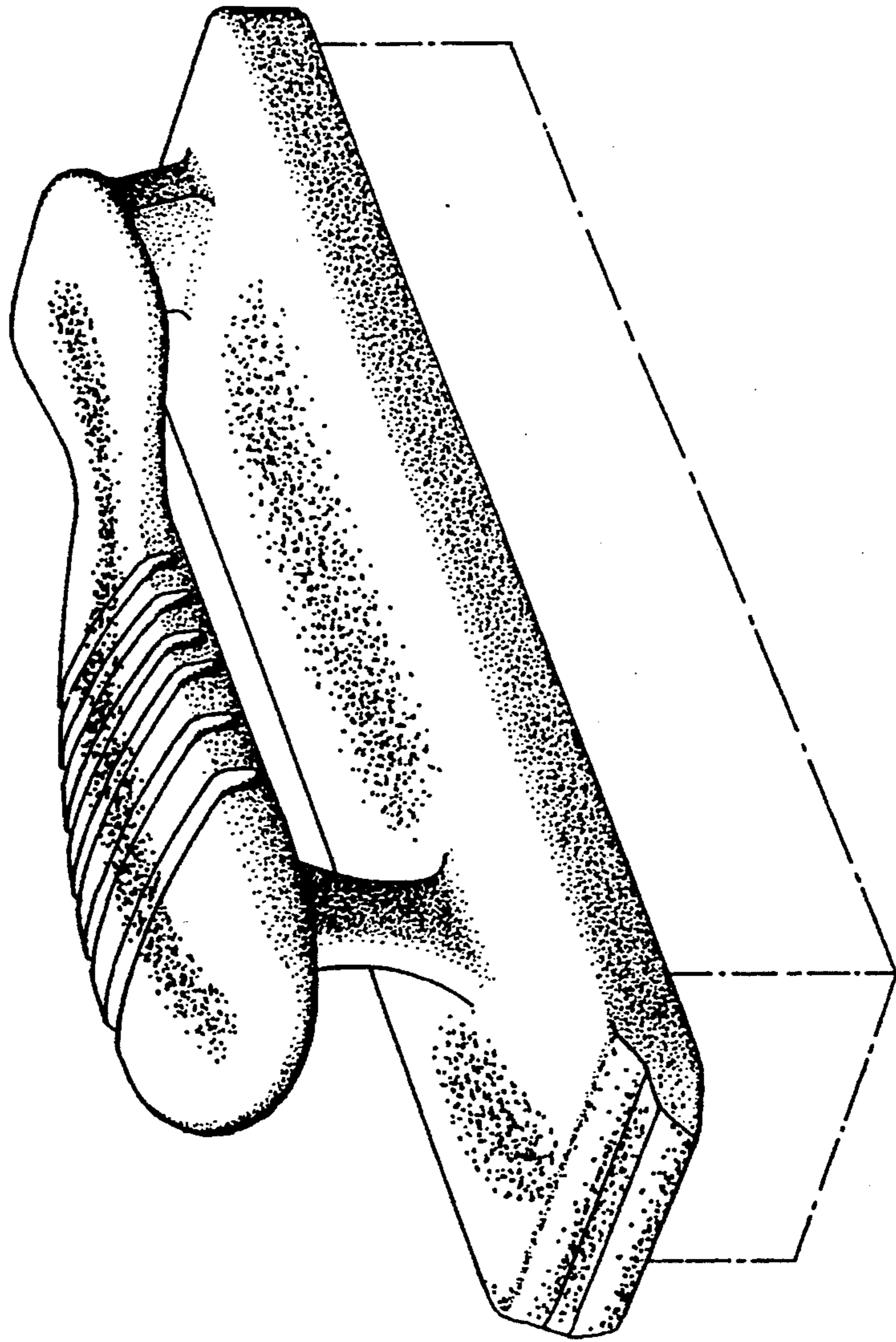


Fig. 2

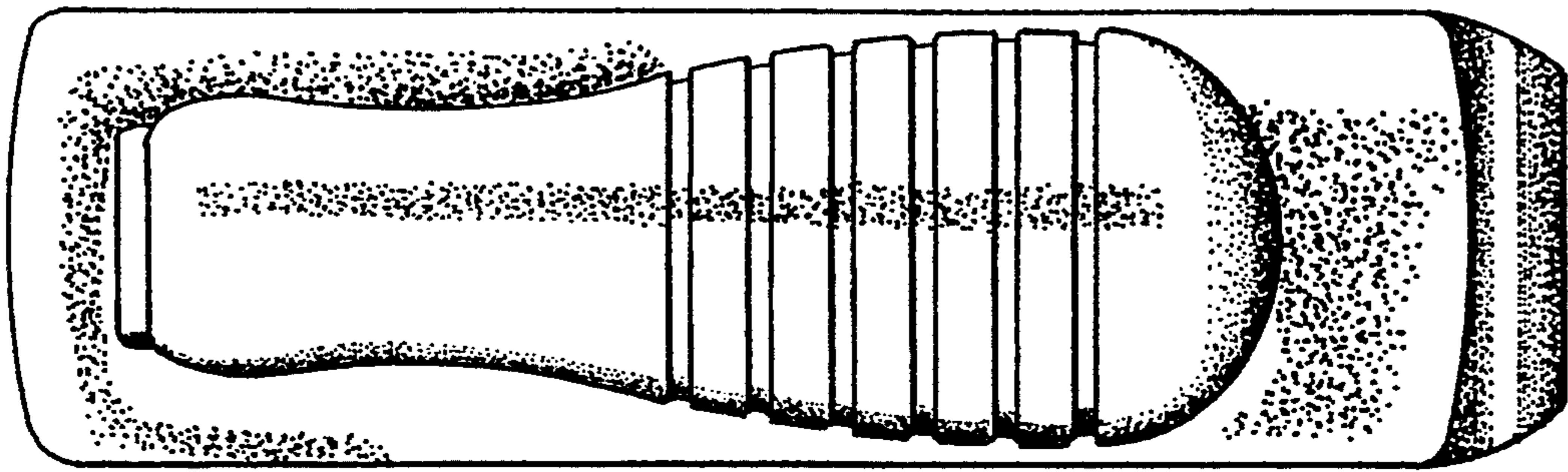


Fig. 3

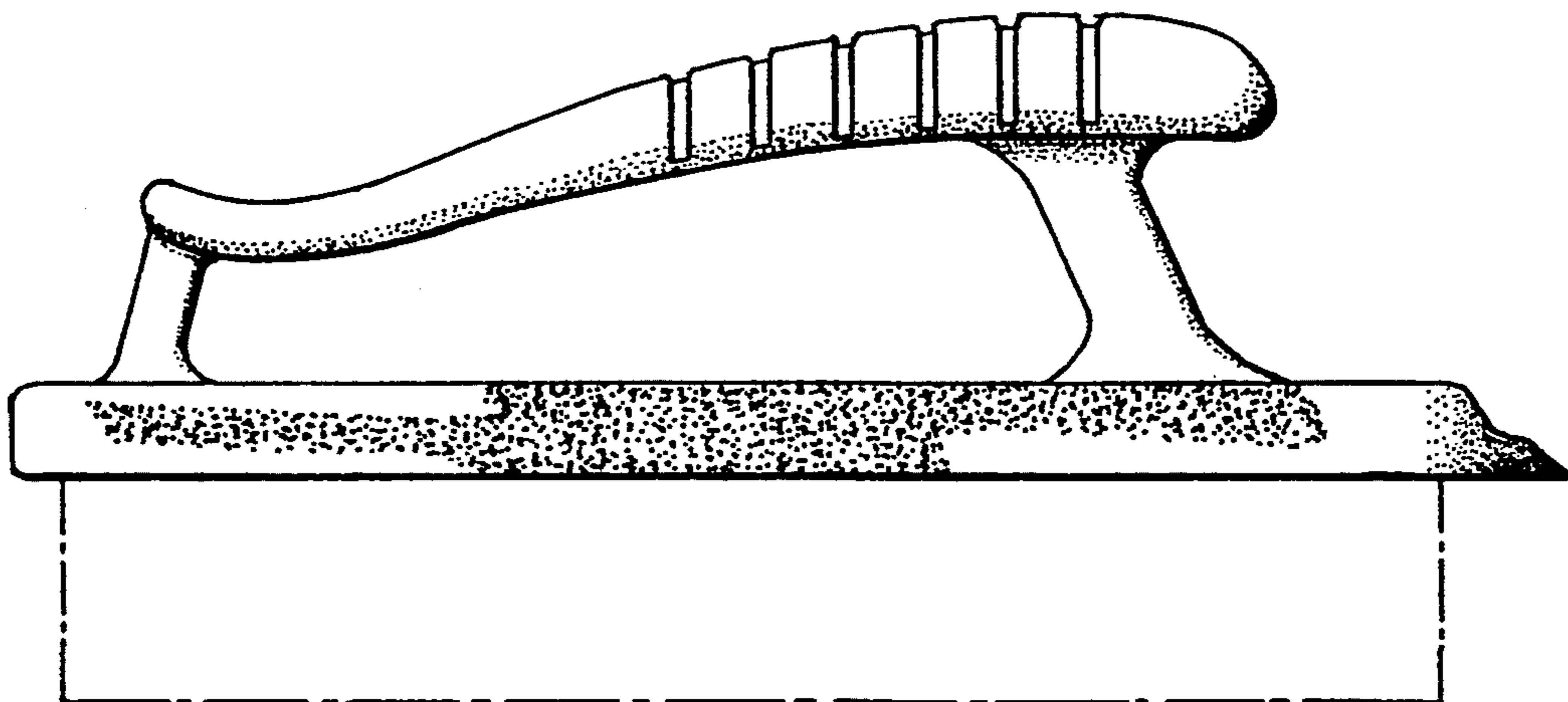


Fig. 4




Fig. 5

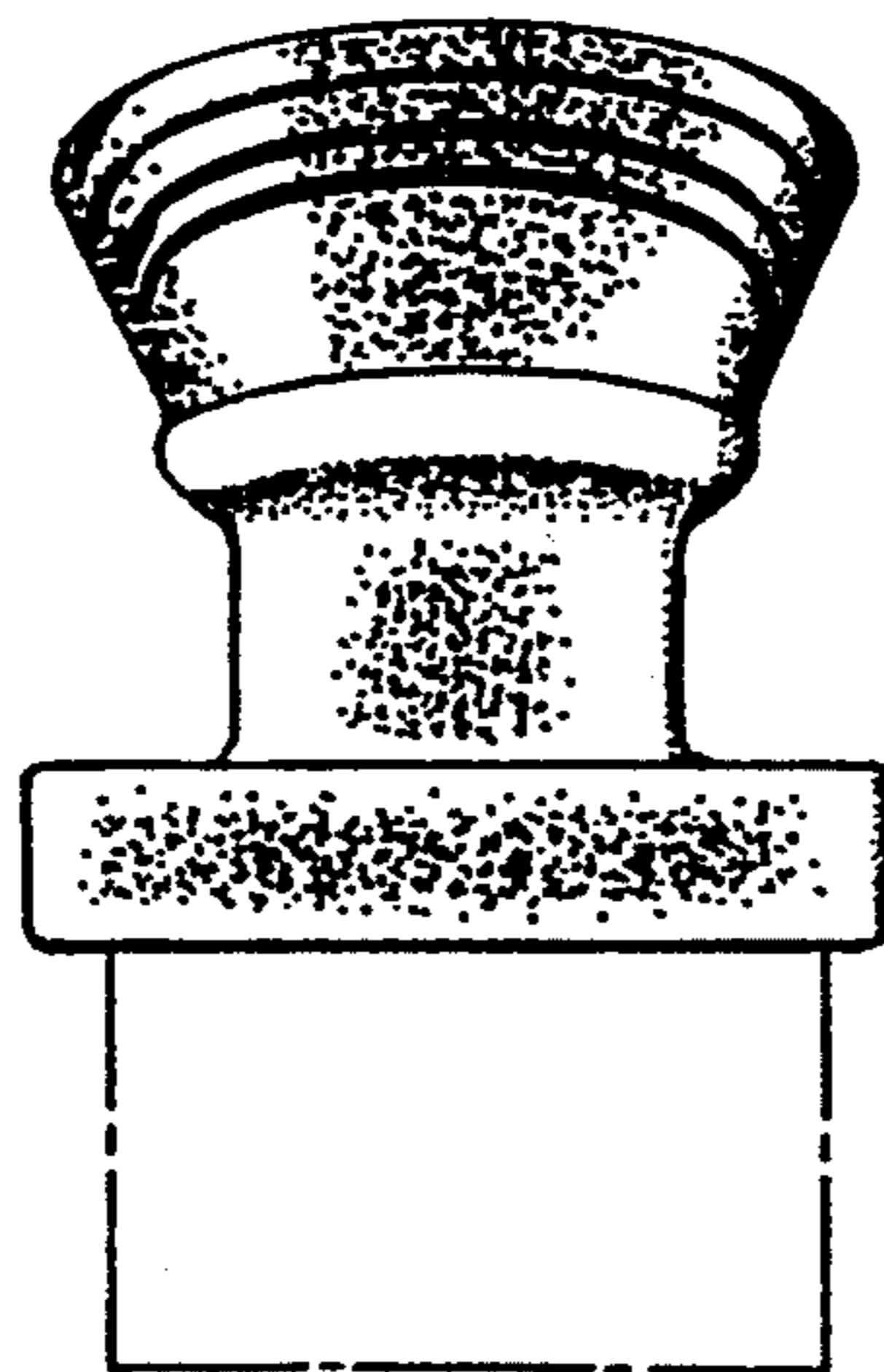


Fig. 6

