



US00D357123S

United States Patent [19]

[11] Patent Number: **Des. 357,123**

Brown et al.

[45] Date of Patent: **** Apr. 11, 1995**

[54] **TOOTHBRUSH**

4,890,349 1/1990 Nitzsche 15/167.1
5,224,234 7/1993 Aesenault 15/167.1

[75] Inventors: **Steven R. Brown**, 601 4th St., #323,
San Francisco, Calif. 94107; **Gary J. Banik**,
Portland, Oreg.

FOREIGN PATENT DOCUMENTS

2544597 10/1984 France 15/176.4
328760 11/1920 Germany 15/176.4
1910180 2/1970 Germany .
2434268 1/1976 Germany .
3038895 8/1982 Germany .
428661 7/1967 Switzerland .

[73] Assignee: **Steven R. Brown**, San Francisco,
Calif.

[**] Term: **14 Years**

Primary Examiner—James M. Gandy
Assistant Examiner—Lavone D. Tabor
Attorney, Agent, or Firm—Limbach & Limbach

[21] Appl. No.: **13,408**

[22] Filed: **Sep. 23, 1993**

[52] U.S. Cl. **D4/104**

[58] Field of Search **D4/104-112,**
D4/133-134, 136, 138; 15/143.1, 159.1, 160,
167.1, 167.2, 186-188

[57] CLAIM

The ornamental design for a toothbrush, as shown.

DESCRIPTION

[56] References Cited

U.S. PATENT DOCUMENTS

D. 273,724 5/1984 Gillow D4/104
1,592,292 7/1926 Booty 15/167.1 X
1,800,993 4/1931 Funk 15/176.5
2,225,331 12/1940 Campbell 15/188
2,618,003 11/1952 Robey 15/176.4
2,814,818 12/1957 Birse 15/143.1
4,780,924 11/1988 Hansen et al. 15/176.1

FIG. 1 is a top perspective view of a toothbrush showing our new design;

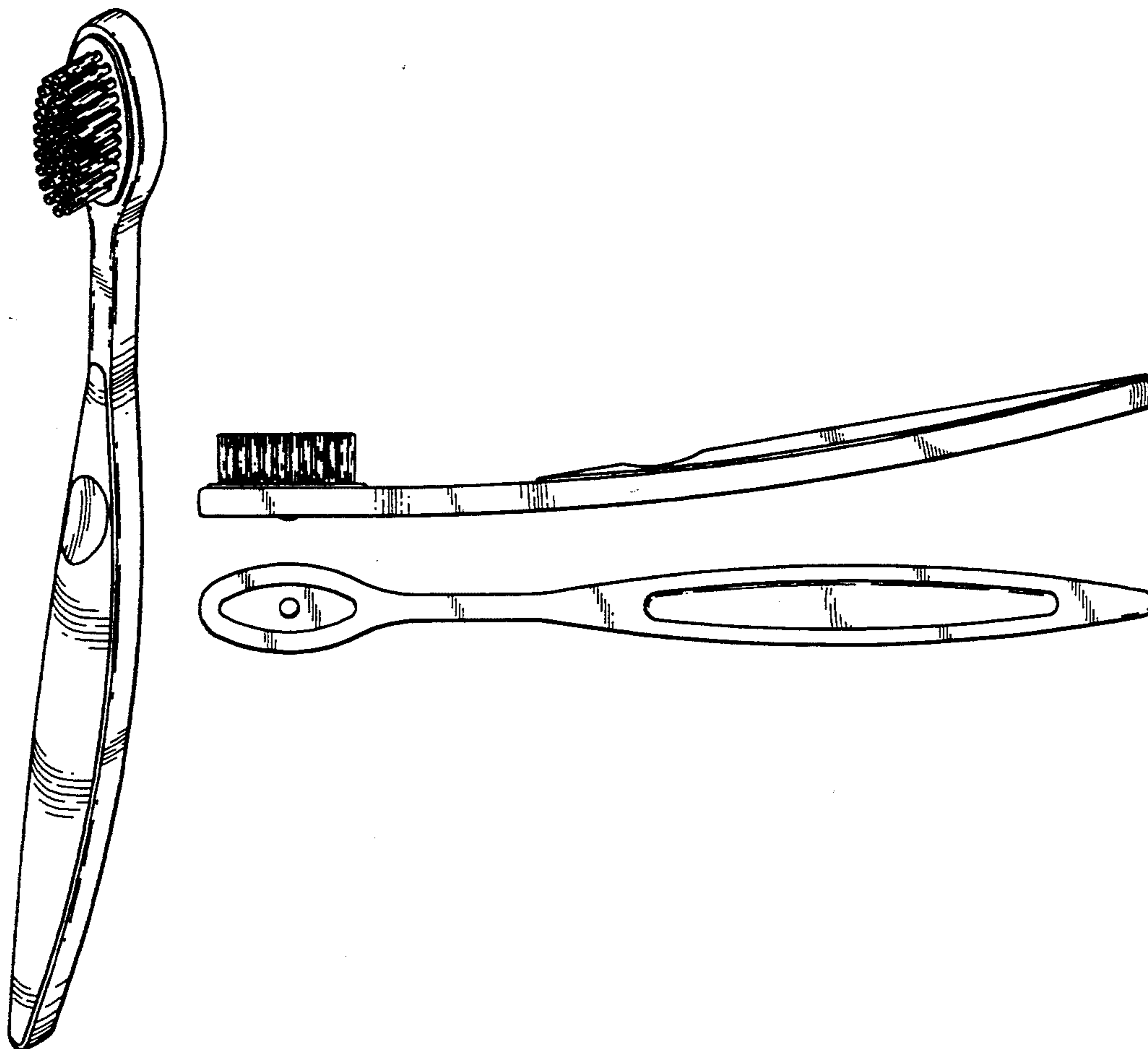
FIG. 2 is a top plan view thereof;

FIG. 3 is a side elevational view thereof;

FIG. 4 is a bottom plan view thereof;

FIG. 5 is a side elevational view thereof, taken from the side opposite that shown in FIG. 3; and,

FIG. 6 is a cross-sectional view taken along line 6-6 of FIG. 2.



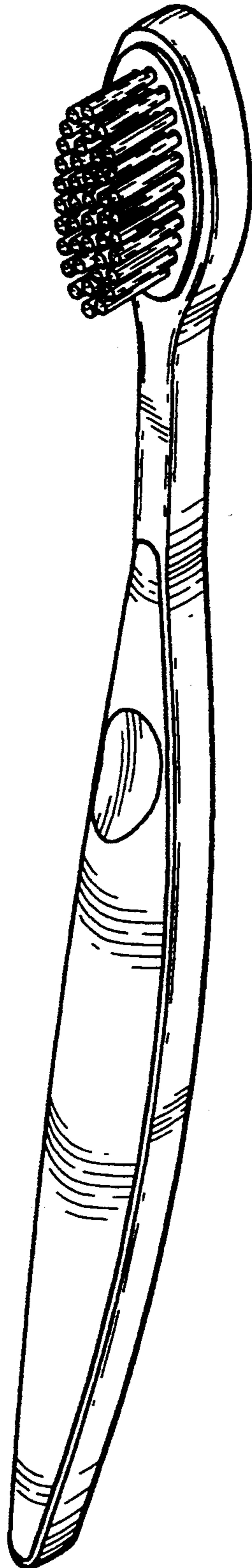


FIG. 1

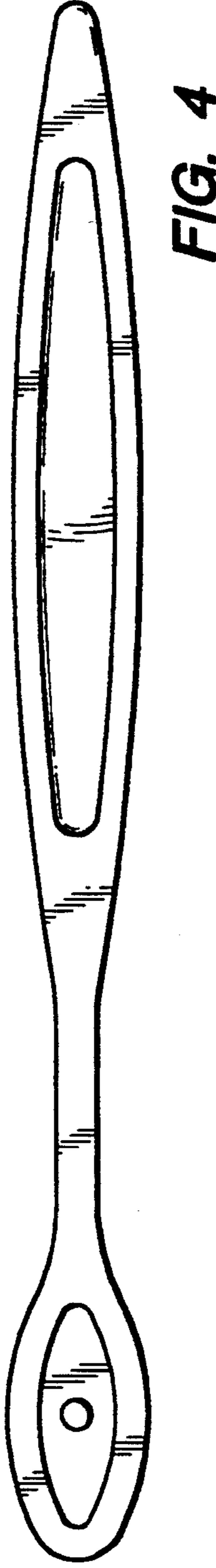
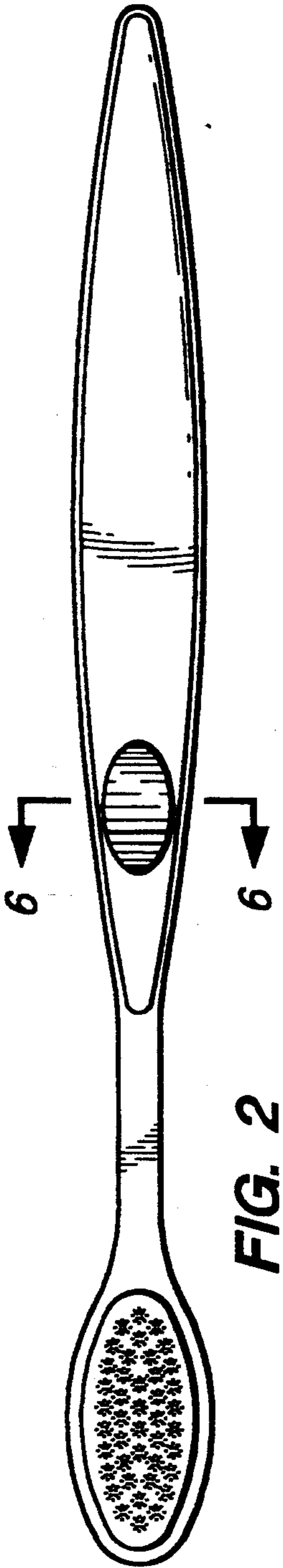


FIG. 6