



US00D357100S

United States Patent [19]

[11] Patent Number: **Des. 357,100**

Ostruh

[45] Date of Patent: **** Apr. 4, 1995**

[54] BRUSH HOLDER

2,744,635 5/1956 Hiss 211/65
5,046,623 9/1991 Takacs 248/113

[76] Inventor: **Floyd S. Ostruh**, 9465 Ledge Acre Rd., Macedonia, Ohio 44056

Primary Examiner—James M. Gandy
Assistant Examiner—Robin V. Taylor
Attorney, Agent, or Firm—Donald W. Erickson

[**] Term: **14 Years**

[21] Appl. No.: **25,944**

[57] **CLAIM**

[22] Filed: **Jul. 18, 1994**

The ornamental design for a brush holder, as shown and described.

[52] U.S. Cl. **D32/54; D8/373**

DESCRIPTION

[58] Field of Search D32/53, 53.1, 54;
15/247, 248.1, 264; 248/110, 113; 211/65;
222/570; D19/35, 85; D6/513, 514, 552-554,
567; D8/373

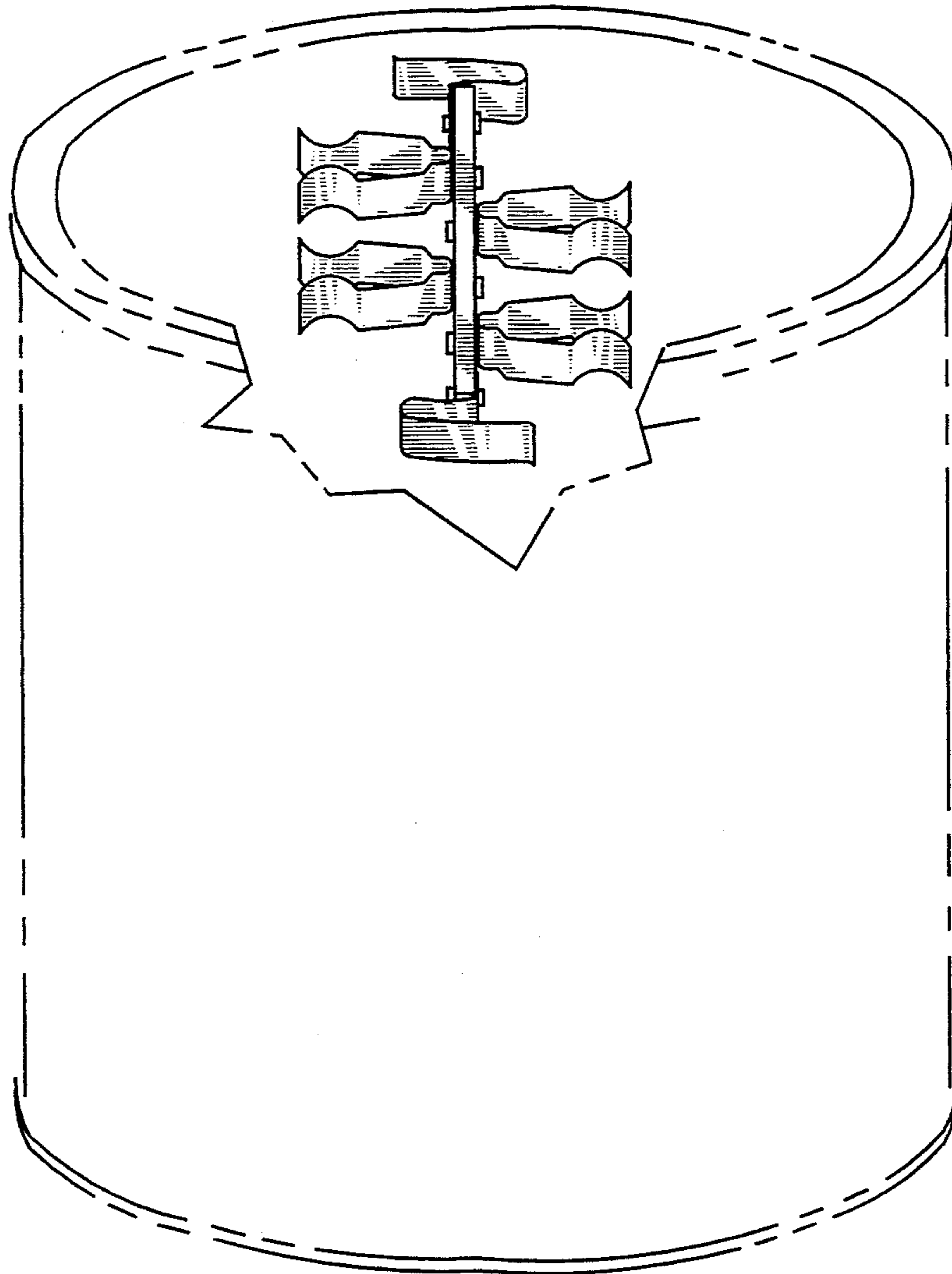
FIG. 1 is a perspective view of my brush holder showing my new design;
FIG. 2 is a top plan view thereof, the bottom side being identical therewith;
FIG. 3 is a side elevational view, right side, thereof;
FIG. 4 is a side elevational view, left side, thereof; and,
FIG. 5 is an end view thereof, the other end being identical.

[56] **References Cited**

U.S. PATENT DOCUMENTS

D. 324,541	3/1992	Dudley	D19/35
1,760,722	5/1930	Sill	220/697
1,800,855	4/1931	Bostrom	211/65
2,498,511	2/1950	Smith	211/65

The broken line showing of a paint can is for illustrative purposes only and forms no part of the claimed design.



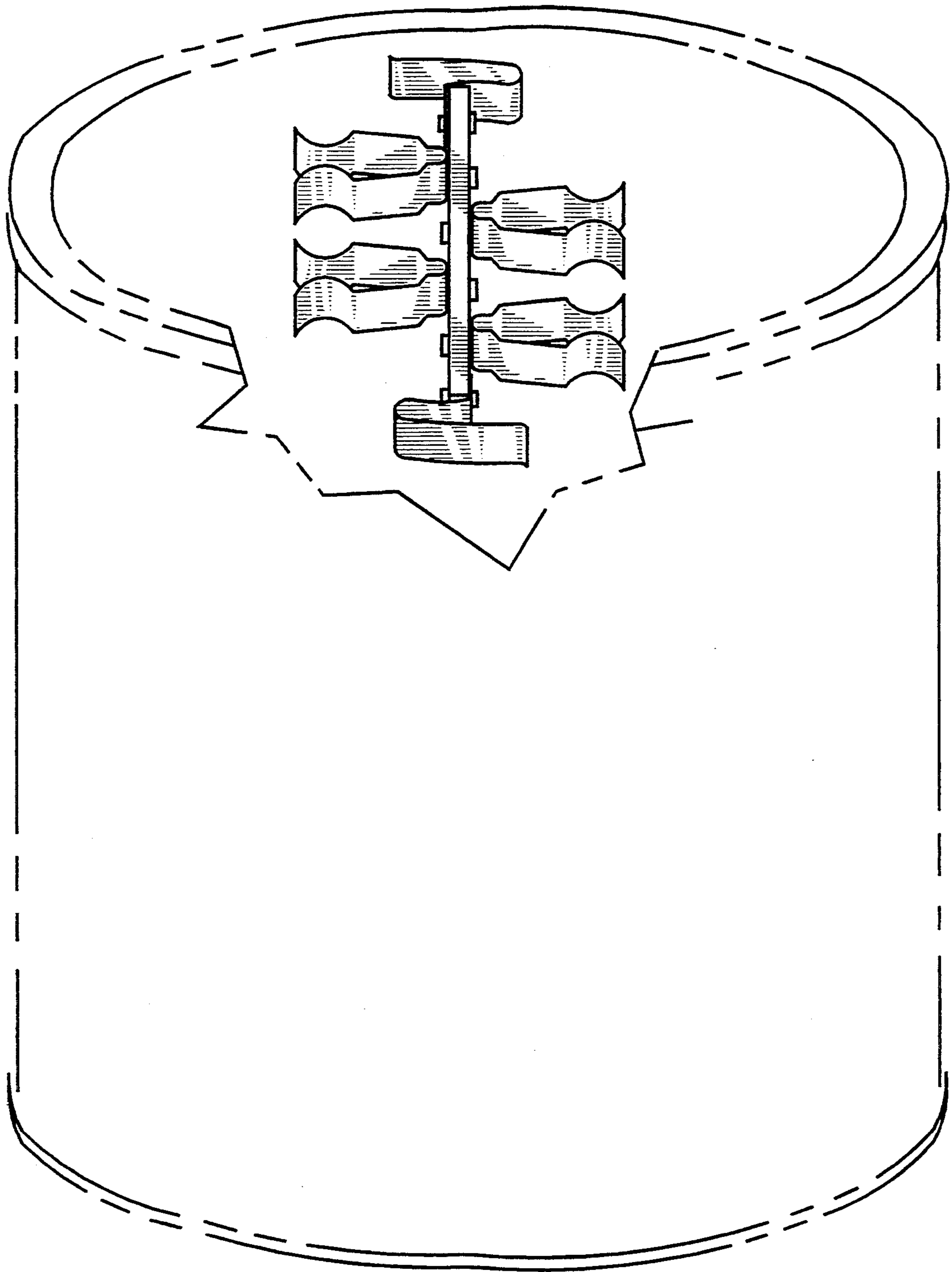


FIG. 1

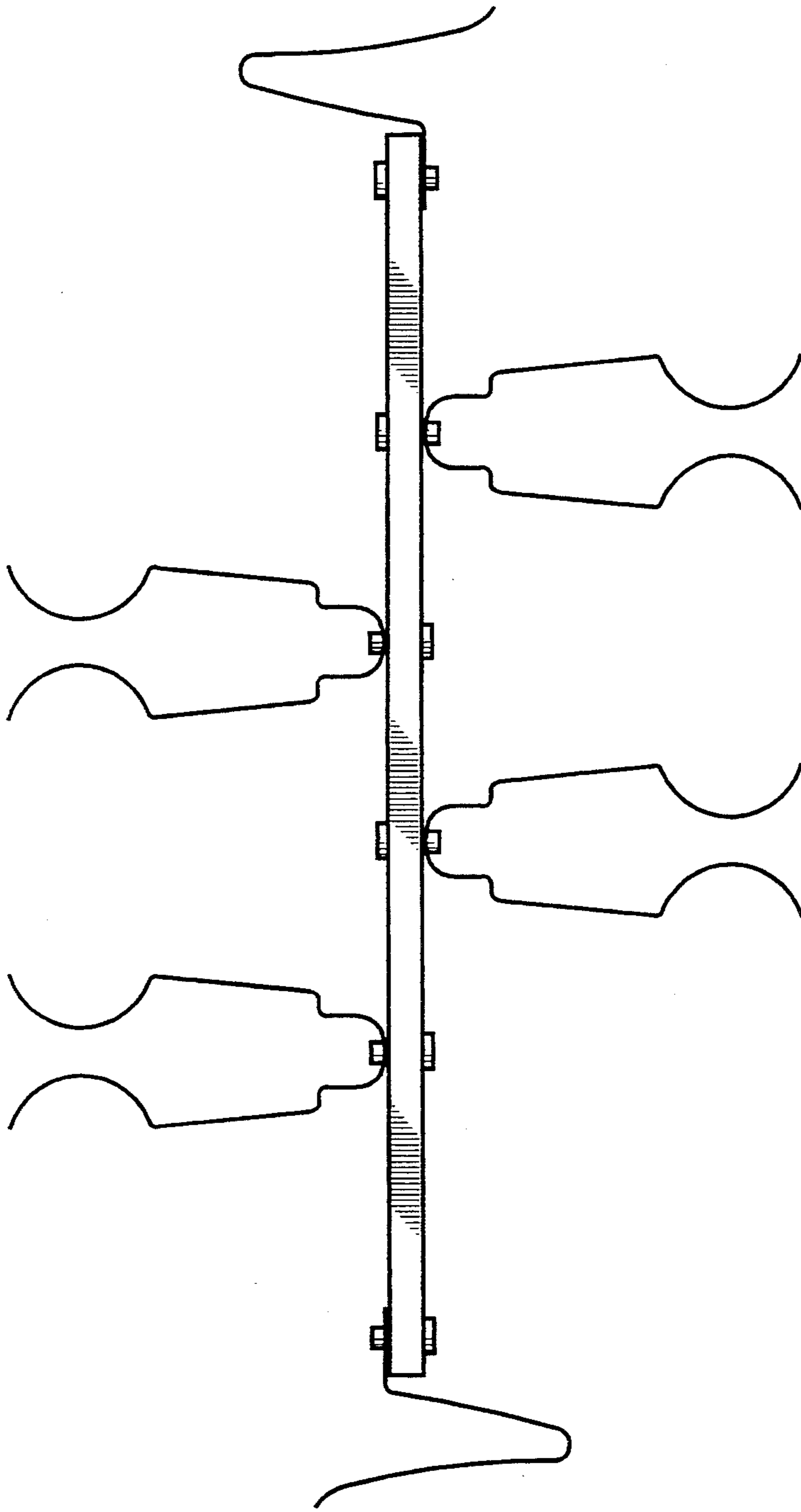


FIG. 2



FIG. 3




FIG. 4




FIG. 5