



US00D357083S

United States Patent [19]
Underdahl

[11] **Patent Number: Des. 357,083**

[45] **Date of Patent: ** Apr. 4, 1995**

[54] **DECORATIVE PANEL**

[75] **Inventor: Russell H. Underdahl, North Oaks, Minn.**

[73] **Assignee: Pinecrest, Inc., Minneapolis, Minn.**

[**] **Term: 14 Years**

[21] **Appl. No.: 14,224**

[22] **Filed: Oct. 15, 1993**

[52] **U.S. Cl. D25/159; D25/138**

[58] **Field of Search D25/138, 157-162; 52/311.1, 455-458, 460, 462, 578, 581, 238.1, 242; 160/351, 135**

[56] **References Cited**

U.S. PATENT DOCUMENTS

- 421,165 2/1890 D'Arros et al. .
- 461,007 10/1891 Zeller .
- 843,922 2/1907 Andrews .
- 3,583,522 6/1971 Rohweder et al. D25/159
- 4,546,585 10/1985 Governale 52/455
- 4,644,993 2/1987 Cooper et al. 160/351
- 4,785,598 11/1988 Stronach 52/238.1

OTHER PUBLICATIONS

Catalog No. 40D of Pinecrest Doors, ©Pinecrest, 1991. Pp. 1-49, 68-113 front & back covers.


Primary Examiner—Doris Clark
Attorney, Agent, or Firm—Merchant, Gould, Smith, Edell, Welter & Schmidt

[57] **CLAIM**

The ornamental design for a decorative panel, as shown and described.

DESCRIPTION

FIG. 1 shows a perspective view of a decorative panel, the broken lines showing a frame are for illustrative purposes only, and form no part of the claimed design; FIG. 2 shows a perspective view of the decorative panel shown in FIG. 1; FIG. 3 shows a front elevational view of the decorative panel shown in FIG. 2; FIG. 4 shows a rear elevational view of the decorative panel shown in FIG. 2; FIG. 5 shows a top plan view of the decorative panel shown in FIG. 2, a bottom plan view not being shown as it is substantially a mirror image of the top plan view; and, FIG. 6 shows a right side elevational view of the decorative panel shown in FIG. 2, a left side view not being shown as it is substantially a mirror image of the right side elevational view.



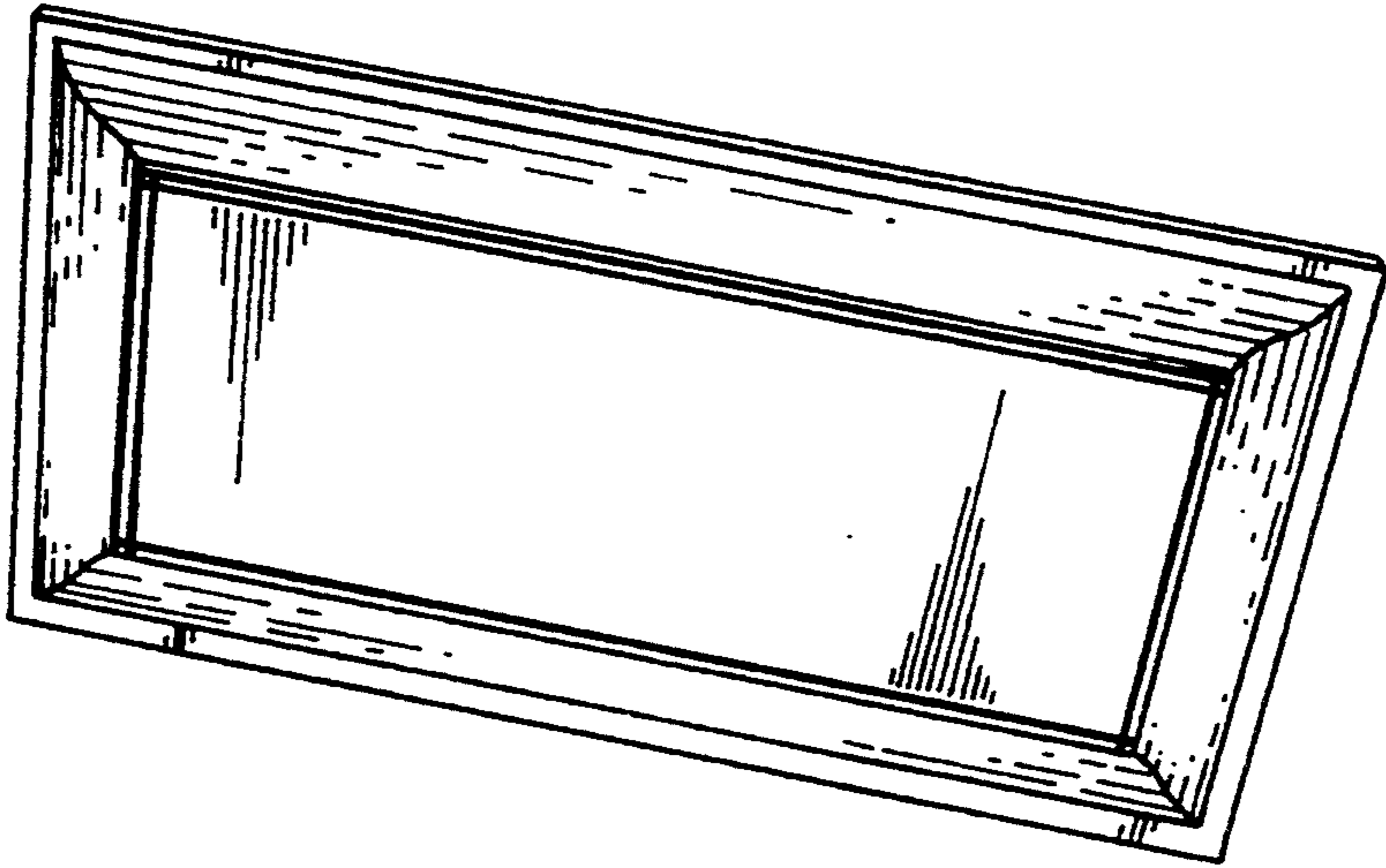


FIG. 2

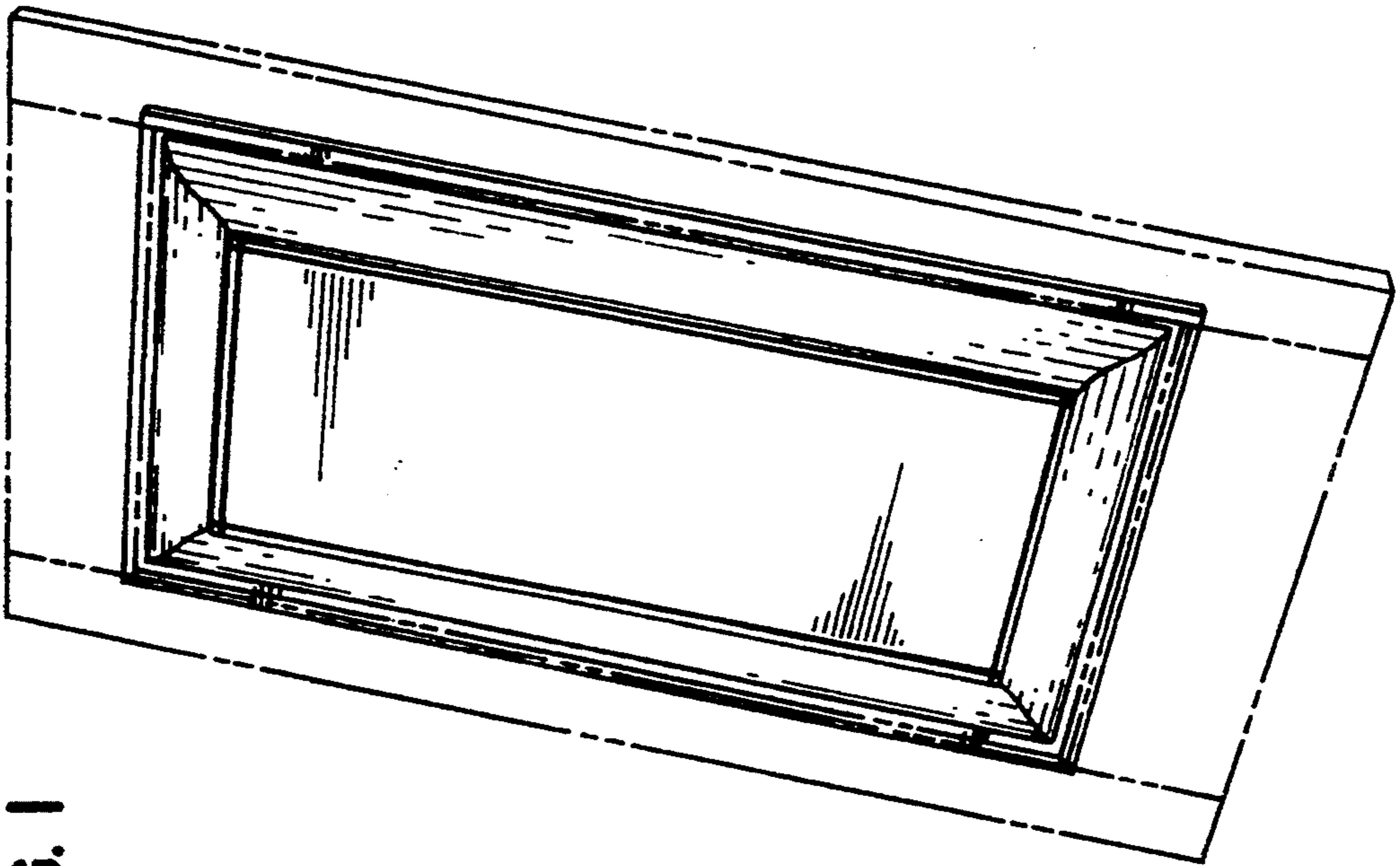


FIG. 1

FIG. 3




FIG. 4




FIG. 5



FIG. 6

