



US00D357068S

United States Patent [19]

[11] Patent Number: **Des. 357,068**

Koros et al.

[45] Date of Patent: **** Apr. 4, 1995**

[54] **CURETTE**

4,047,770 8/1977 Ocel et al. 606/161
5,089,003 2/1992 Fullin et al. 606/53 X

[76] Inventors: **Tibor Koros; Gabriel Koros**, both of
610 Flinn Ave., Moorpark, Calif.
93021

Primary Examiner—A. Hugo Word
Attorney, Agent, or Firm—Richard D. Slehofer

[**] Term: **14 Years**

[57] **CLAIM**

[21] Appl. No.: **11,984**

The ornamental design for a curette, as shown and described.

[22] Filed: **Aug. 19, 1993**

[52] U.S. Cl. **D24/147**

DESCRIPTION

[58] Field of Search **D24/147, 133, 146;**
606/160, 161; 128/757

FIG. 1 is a front isometric view of a curette showing our new design;

[56] **References Cited**

FIG. 2 is a front view thereof;

U.S. PATENT DOCUMENTS

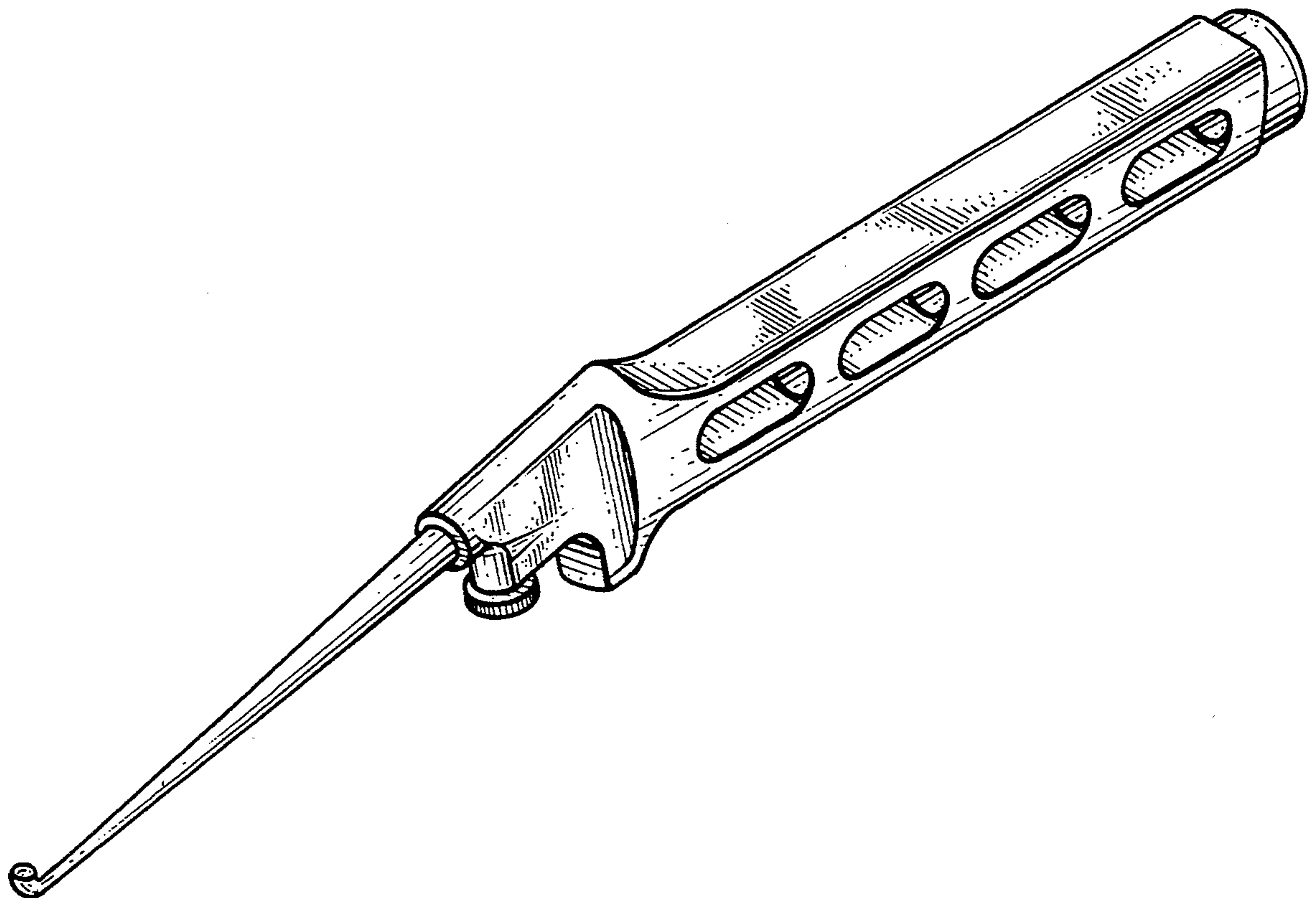
- D. 312,310 11/1990 Michelson D24/147
- D. 318,117 7/1991 Michelson D24/147
- D. 327,322 6/1992 Brewer, Jr. D24/147

FIG. 3 is a right side elevational plan view thereof, the left side being identical;

FIG. 4 is a rear elevational view thereof;

FIG. 5 is a top plan view thereof; and,

FIG. 6 is a bottom plan view thereof.



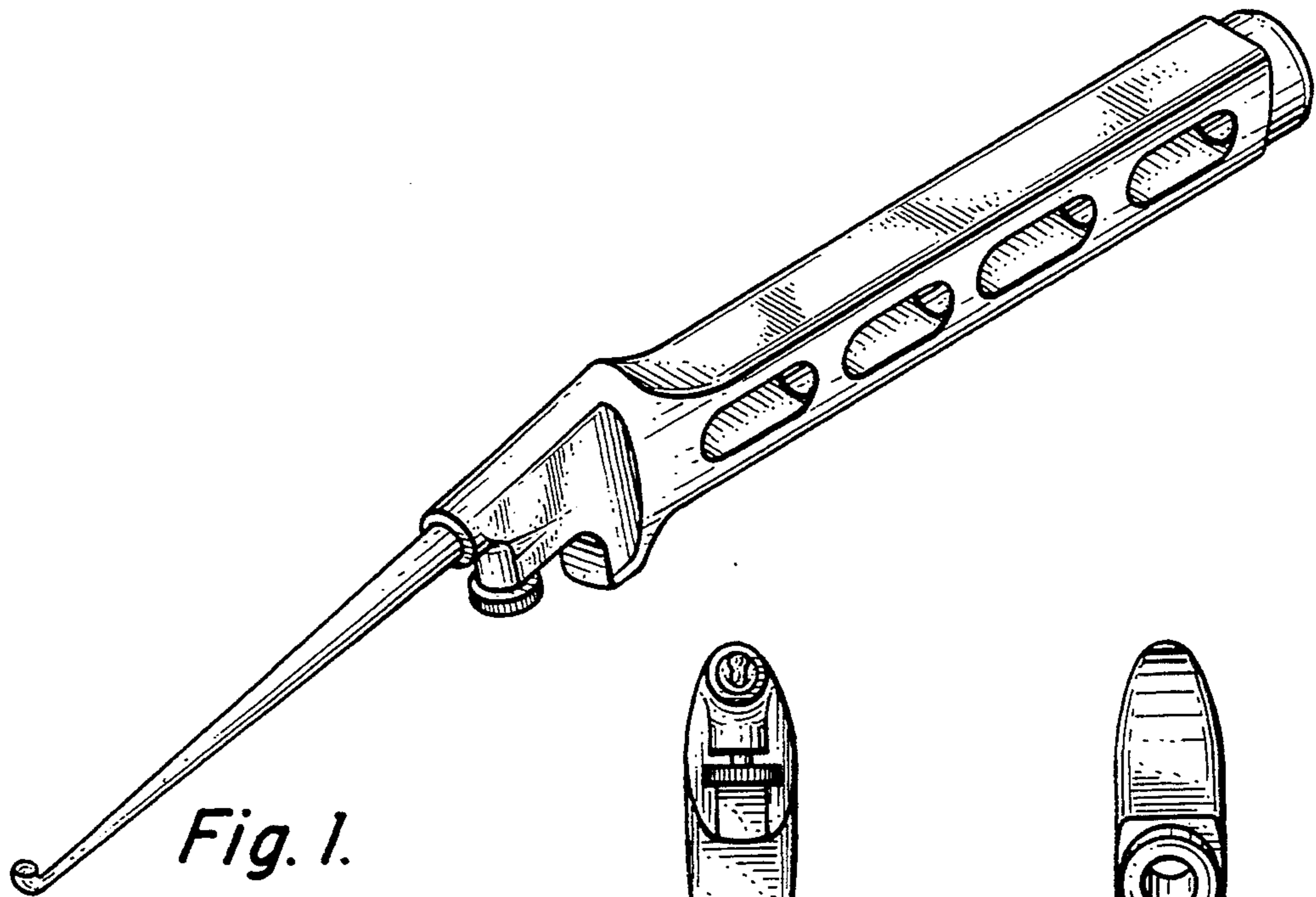


Fig. 1.




Fig. 2.



Fig. 4.

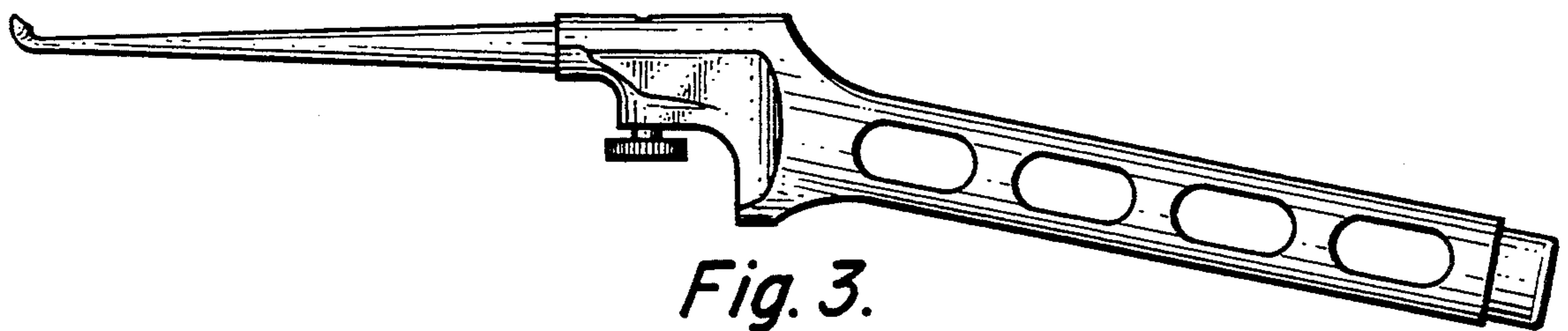


Fig. 3.

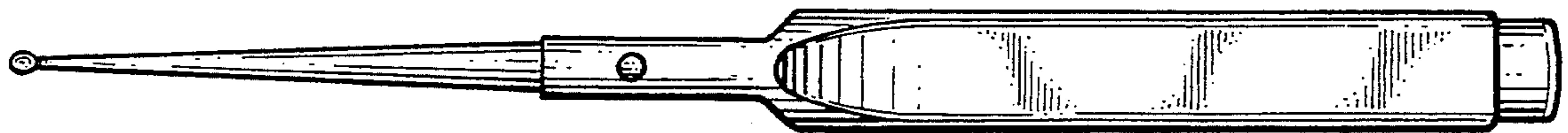


Fig. 5.

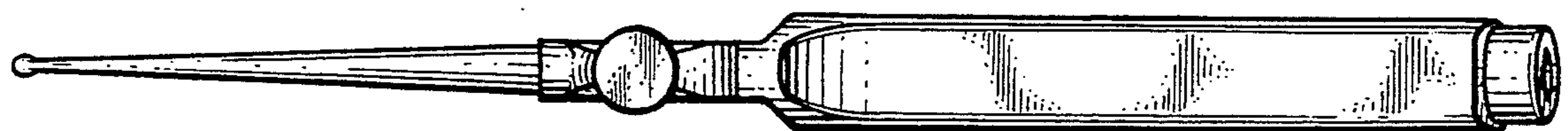


Fig. 6.