



US00D357062S

# United States Patent [19]

[11] Patent Number: **Des. 357,062**

Schreiner

[45] Date of Patent: **\*\* Apr. 4, 1995**

[54] **COMBINED MULTIPLE USE AND PREPARATION UNIT**

[76] Inventor: **Edward J. Schreiner**, P.O. Box 9165, St. Louis, Mo. 63117-0165

[\*\*] Term: **14 Years**

[21] Appl. No.: **857,469**

[22] Filed: **Mar. 25, 1992**

[52] U.S. Cl. .... **D23/272; D23/286**

[58] Field of Search ..... **D23/270-275, D23/284-294; 4/619, 630, 639, 640, 642, 643, 644, 646, 647, 648, 650**

D. 288,267 2/1987 Meyer ..... D23/271 X  
1,880,733 10/1932 Bolhuis ..... 4/630 X  
2,178,411 10/1939 Tietz ..... 4/640 X

*Primary Examiner*—James R. Largen  
*Attorney, Agent, or Firm*—Heller & Kepler

[57] **CLAIM**

The ornamental design for a combined multiple use and preparation unit, as shown and described.

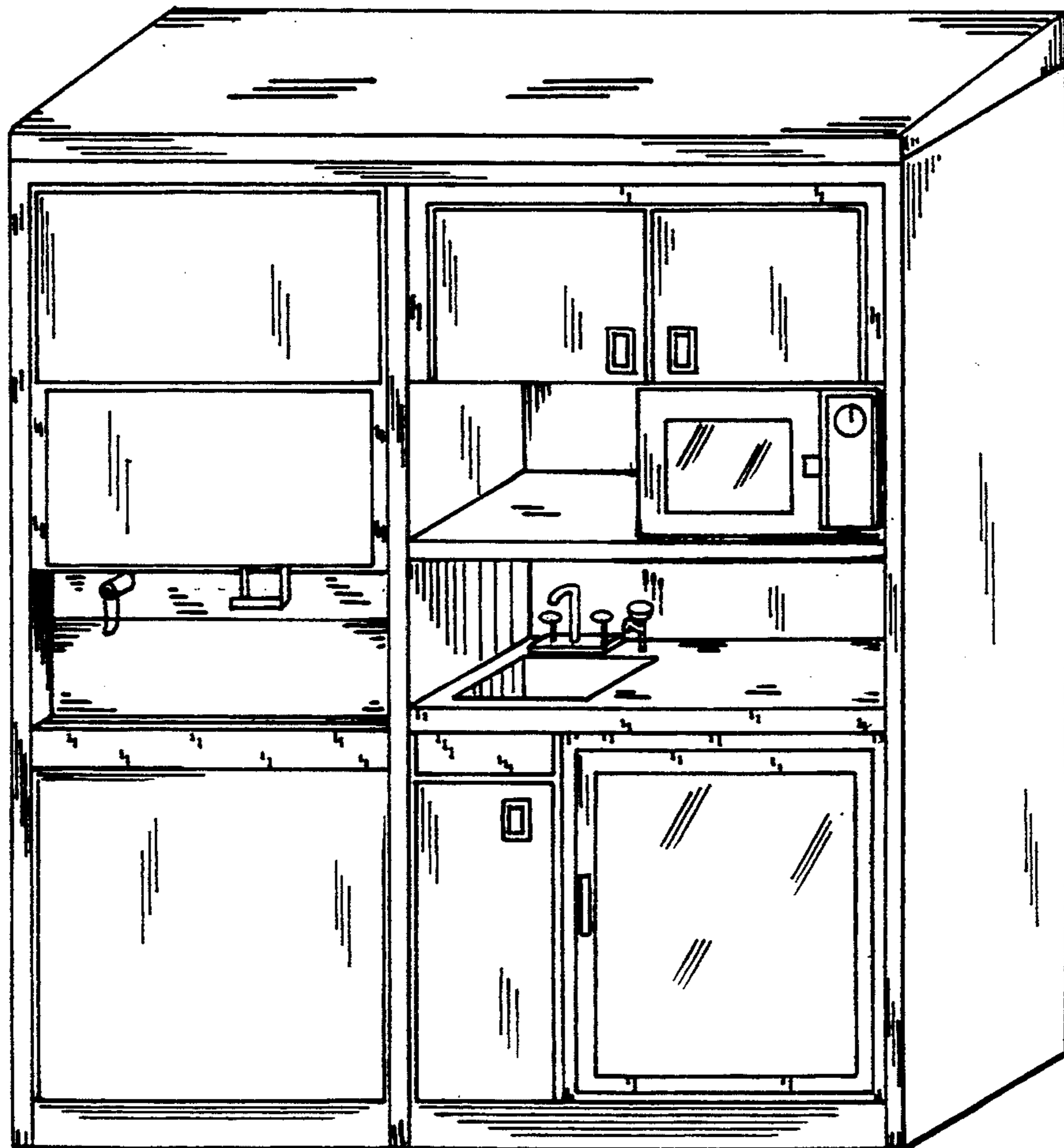
**DESCRIPTION**

FIG. 1 is a front elevational view of a combined multiple use and preparation unit showing my new design; FIG. 2 is a left side elevational view thereof; FIG. 3 is a right side elevational view thereof; FIG. 4 is a top plan view thereof; FIG. 5 is a perspective view taken from the top, front and right side thereof; FIG. 6 is a front elevational view of a second embodiment thereof, it being understood that the top and both sides are the same as top and both sides of the first embodiment; and, FIG. 7 is a perspective view taken from the top, front and left side of FIG. 6.

[56] **References Cited**

**U.S. PATENT DOCUMENTS**

D. 90,873	10/1933	Dunning	.....	D23/272
D. 99,679	5/1936	Osuch	.....	D23/272
D. 132,010	4/1942	Earle	.....	D23/272
D. 144,030	3/1946	Broadbent	.....	D23/286
D. 153,095	3/1949	Armbruster	.....	D23/272
D. 163,754	6/1951	Haupt	.....	D23/272
D. 173,921	1/1955	Weise	.....	D23/271
D. 282,575	2/1986	Case et al.	.....	D23/286



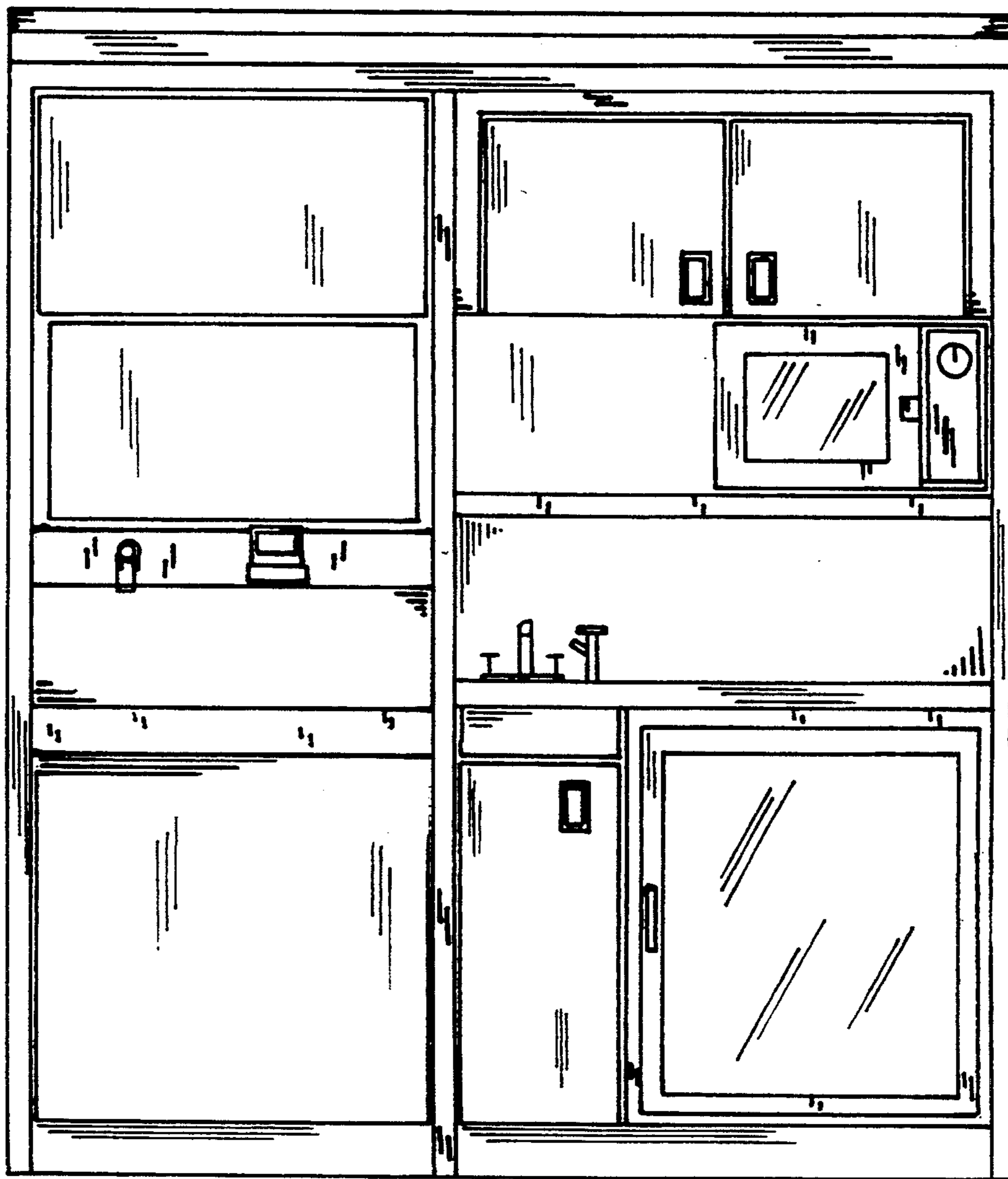


FIG. 1.




FIG. 2.




FIG. 3.

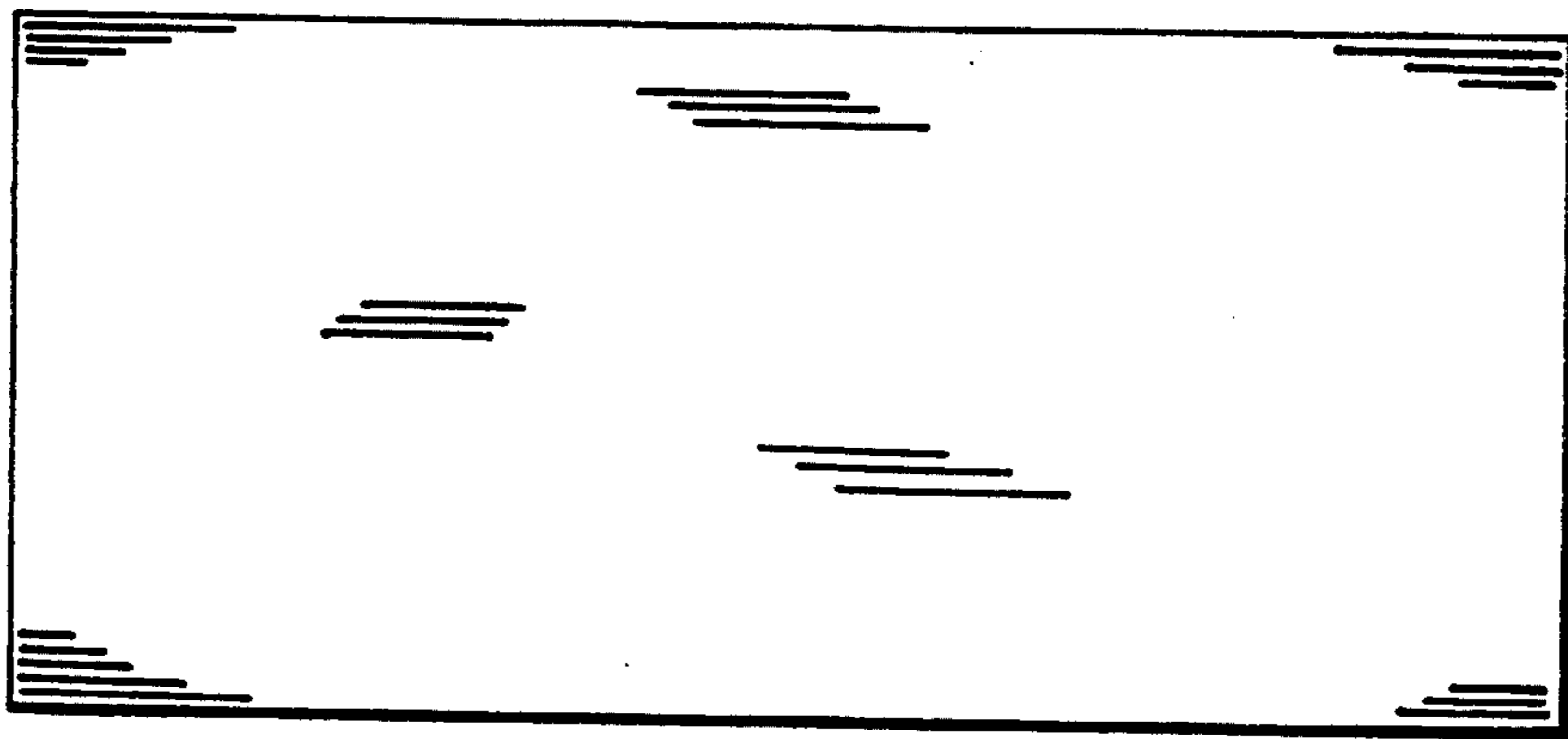


FIG. 4.




FIG. 5.

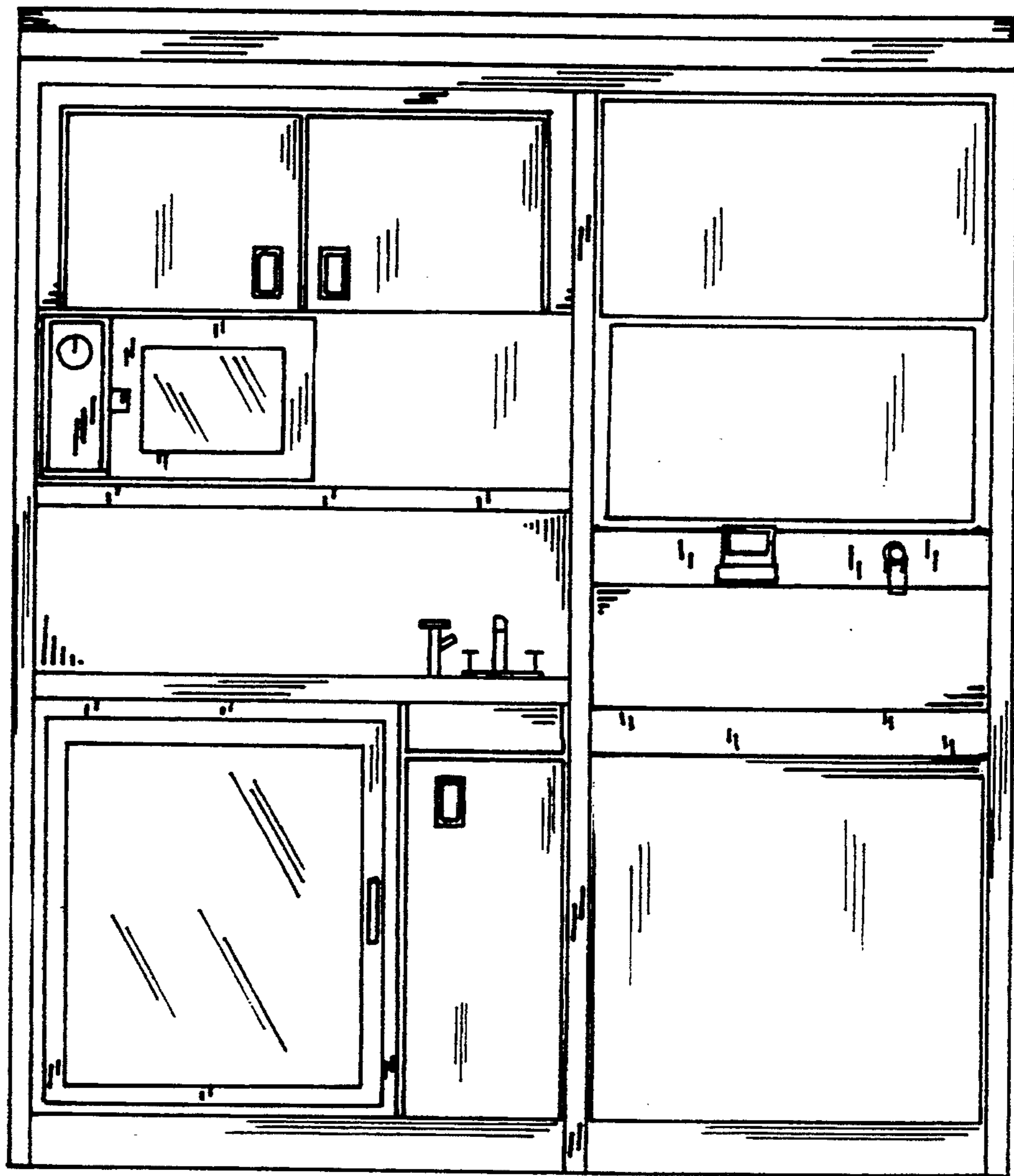


FIG. 6.

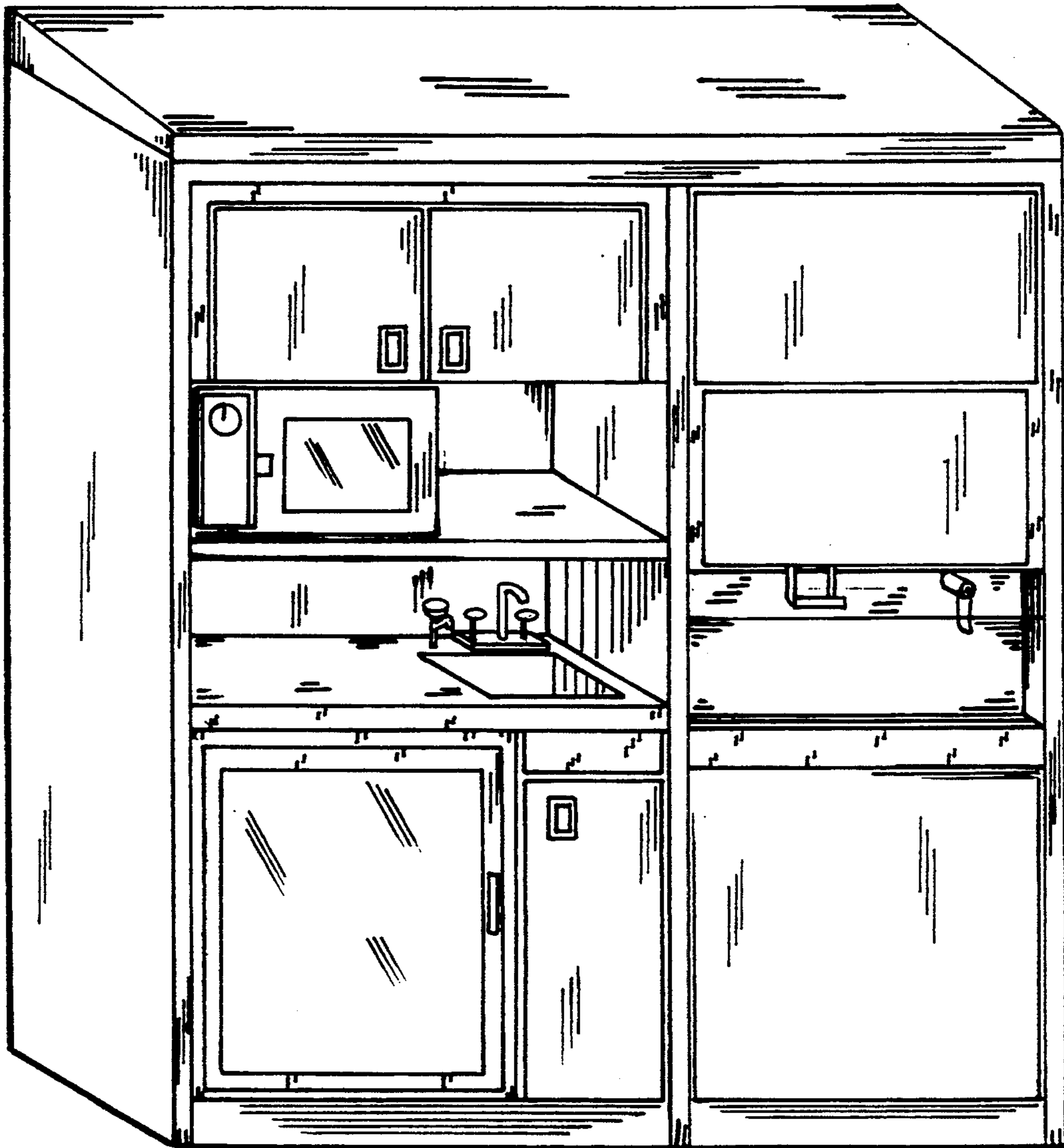


FIG. 7