



US00D357060S

United States Patent [19]

[11] Patent Number: **Des. 357,060**

Haug et al.

[45] Date of Patent: **** Apr. 4, 1995**

[54] FAUCET HANDLE

[75] Inventors: **Andreas Haug; Thomas Schoenherr,**
both of Stuttgart, Germany

[73] Assignee: **Hans Grohe GmbH & Co. KG,**
Germany

[**] Term: **14 Years**

[21] Appl. No.: **11,004**

[22] Filed: **Jul. 22, 1993**

[30] **Foreign Application Priority Data**

Jan. 22, 1993 [DE] Germany 9300619.5

[52] U.S. Cl. **D23/252**

[58] Field of Search D23/238-243,
D23/249-254; D8/308, 310; 251/291, 292;
4/675-678; 137/801; 16/110 R, 111 R, 114 R,
118, 121, 123, 125, DIG. 24, DIG. 30, DIG. 41

[56] **References Cited**

U.S. PATENT DOCUMENTS

D. 254,088 11/1980 Hous D23/252
D. 339,849 9/1993 Jaus D23/252

OTHER PUBLICATIONS

Hans Grohe GmbH & Co. KG Catalog, "Klassische

Schönheit. Mondial und Atoll von Hansgrohe", Form-Nr. 84 000 159, 06/93/50.

Hans Grohe GmbH & Co. KG Catalog, "Die elegante Lösung: Allegroh und Atoll von Hansgrohe", Form-Nr. 84 000 160, 2/93/40.

Hans Grohe GmbH & Co. KG Catalog, "AXOR Individuelle Lifestyle-Serien.", Form-Nr 84 000 172, 06/93/30.

Primary Examiner—A. Hugo Word

Assistant Examiner—E. Watterson

Attorney, Agent, or Firm—Eckert Seamans Cherin & Mellott

[57] **CLAIM**

The ornamental design for a faucet handle, as shown and described.

DESCRIPTION

FIG. 1 is a side perspective view of a faucet handle showing our new design;

FIG. 2 is a front elevational view thereof;

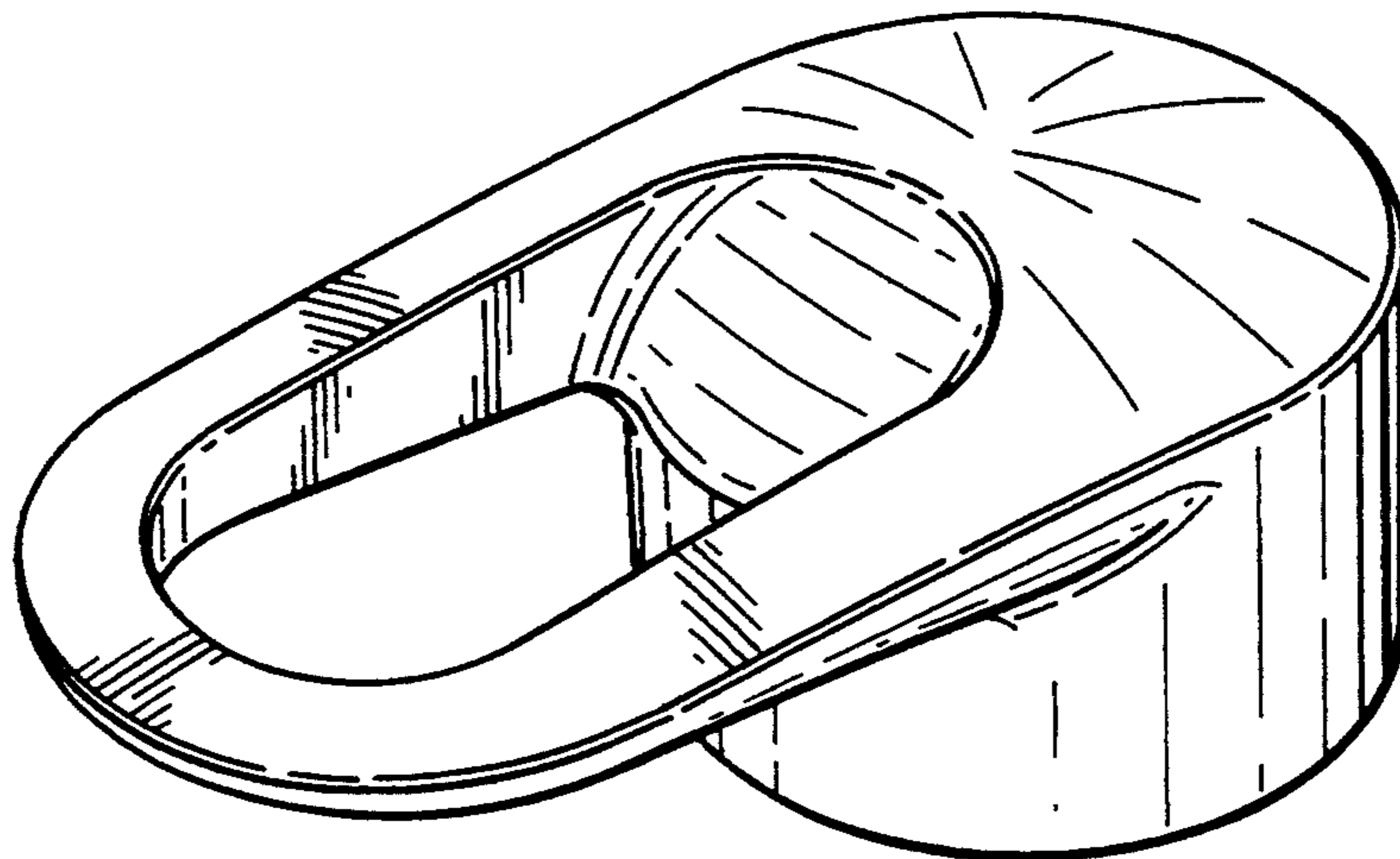
FIG. 3 is a rear elevation view thereof;

FIG. 4 is a side elevation view thereof;

FIG. 5 is an top side elevation view thereof;

FIG. 6 is a opposite side elevation view thereof; and,

FIG. 7 is a bottom plan view thereof.



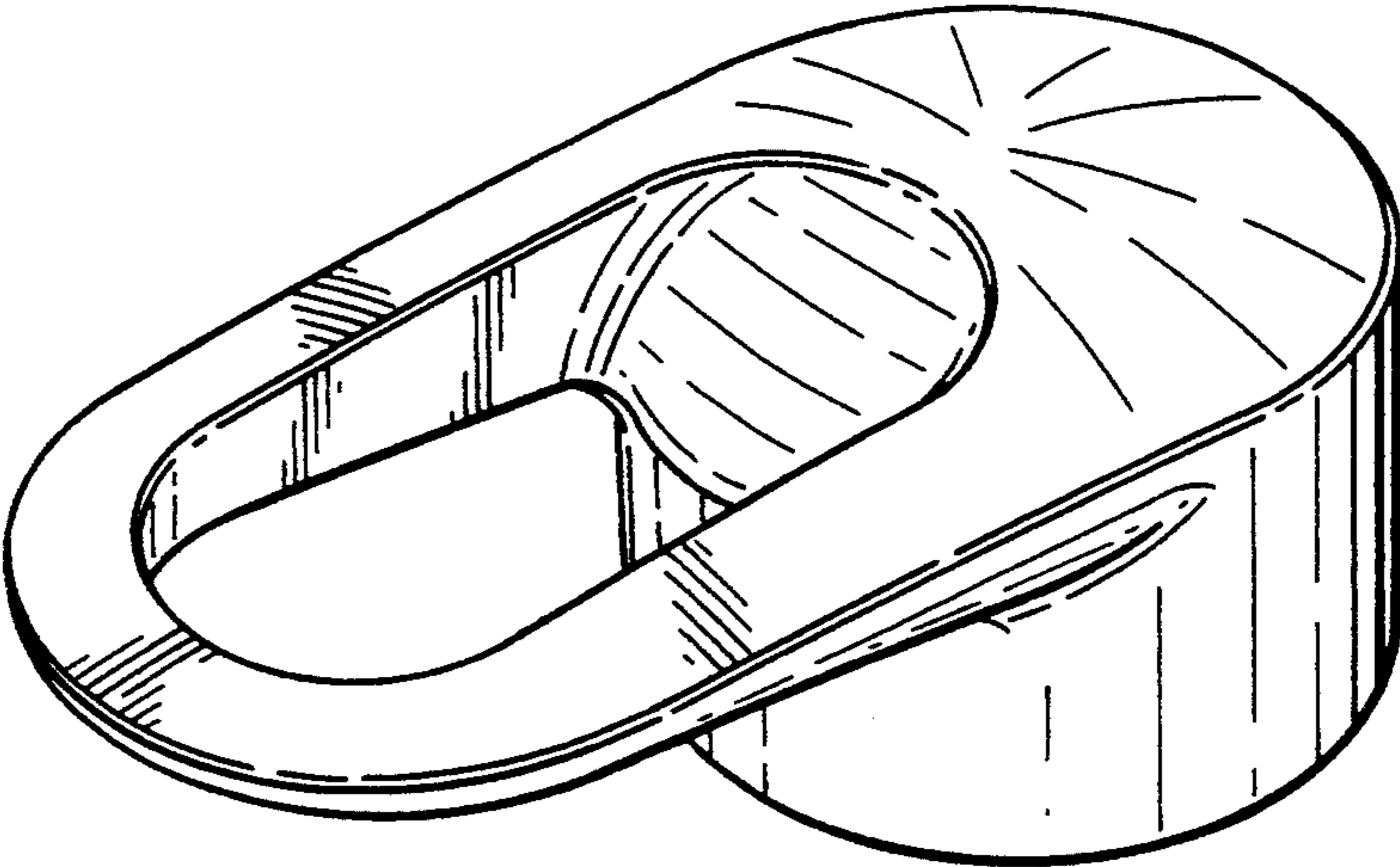


Fig. 1




Fig. 2




Fig. 3




Fig. 4

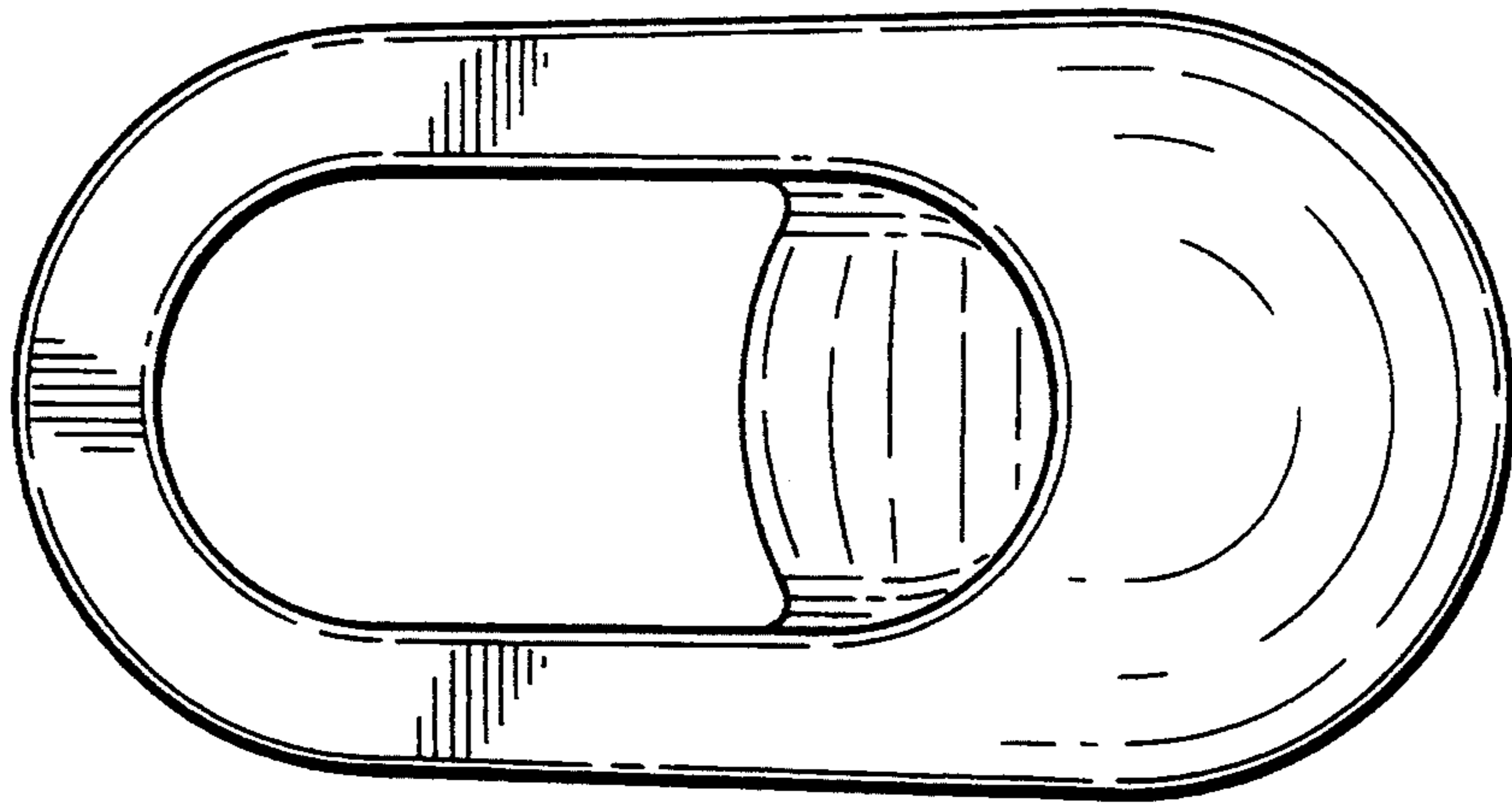


Fig. 5




Fig. 6

Fig. 7

