



US00D357059S

United States Patent [19]

[11] Patent Number: **Des. 357,059**

Kopf

[45] Date of Patent: **** Apr. 4, 1995**

[54] **FLAT SHEET MEMBRANE MASS TRANSFER MODULE**

5,232,589 8/1993 Kopf 210/228
5,342,517 8/1994 Kopf 210/228

[76] Inventor: **Henry B. Kopf**, 108 Coatbridge Cir., Cary, N.C. 27511

FOREIGN PATENT DOCUMENTS

[**] Term: **14 Years**

36926 8/1984 European Pat. Off. .
229603 1/1985 German Dem. Rep. .
2930986 2/1980 Germany .
1392030 4/1975 United Kingdom .
8600237 1/1986 WIPO .

[21] Appl. No.: **19,362**

OTHER PUBLICATIONS

[22] Filed: **Mar. 1, 1994**

[52] U.S. Cl. **D23/209**

[58] Field of Search **D23/209; 210/228, 231, 210/321.70, 650; 435/240, 242, 287**

Prostak™ Bench Top Development System Lit. No. SD200 Aug. 1988.

“Laboratory Ultrafiltration Products for Improved Biologicals Recover” Lit. No. AB841, Oct. 1988.

“Shorten the Race to the Market with Millipore Pilot and Process Systems.” Lit. No. SD100 Jan. 1988.

Minisette^R Systems, Tangential Ultrafiltration and Microfiltration Membrane Cassette Systems for Processing volumes of 1–20 Liter Batches. Product Brochure of Filtron Technology Corporation, 50 Bearfoot Road, Northborough, Mass. 01532, Copr. 1989, Literature No. FPL004.

Microporous Filters, OHV Configuration Installation Instructions, Copr. 1978, Millipore Corporation, Bedford, Mass., Product Literature Part No. 6847.

Primary Examiner—Alan P. Douglas

Assistant Examiner—Antoine D. Davis

[56] References Cited

U.S. PATENT DOCUMENTS

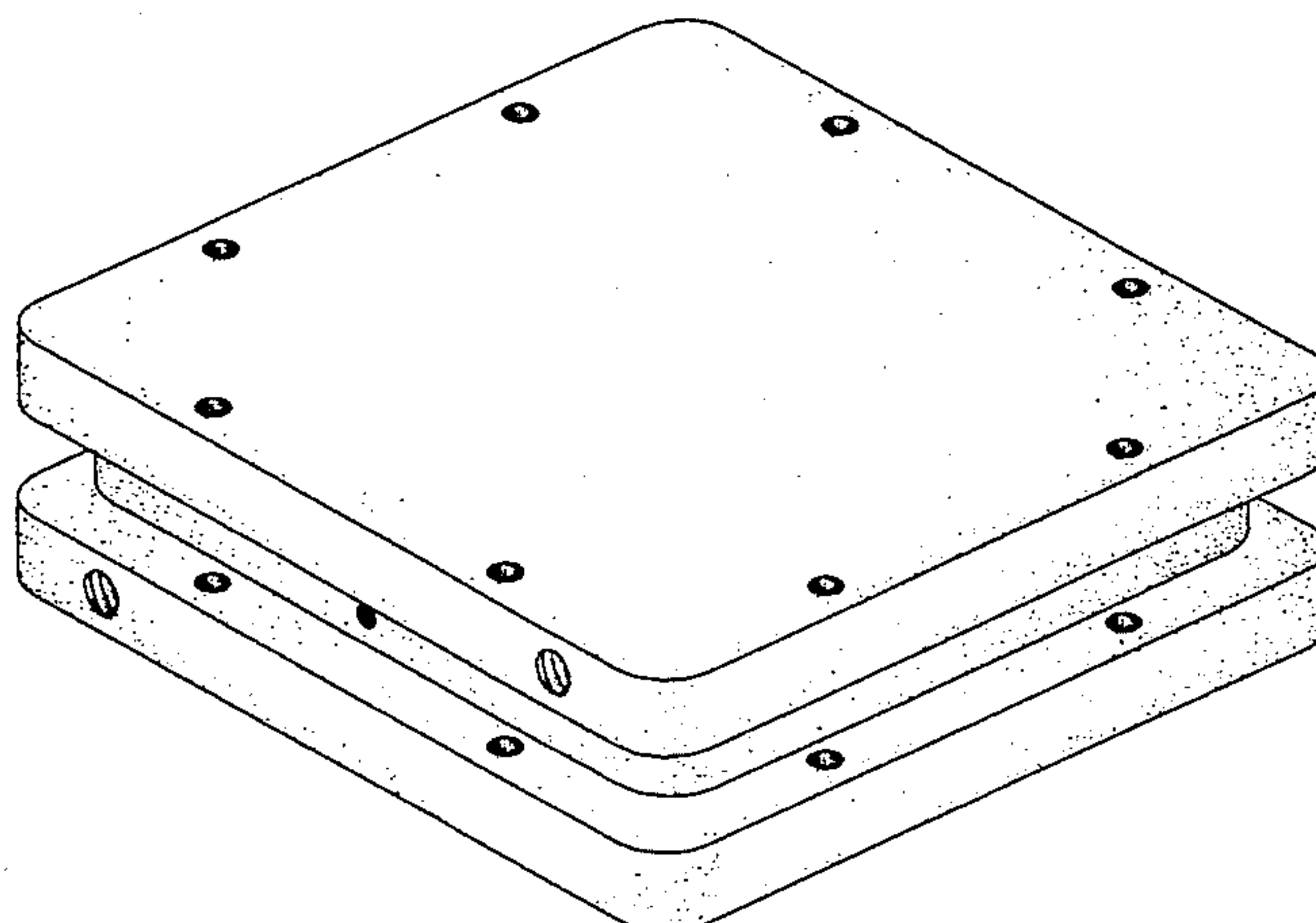
D. 256,943	9/1980	Angelinetta	D23/209
D. 323,202	1/1992	Kopf	D23/209
D. 324,720	3/1992	Kopf	D23/209
D. 327,313	6/1992	Kopf	D23/209
744,761	11/1903	James	.	
802,105	10/1905	Johnson et al.	.	
1,138,251	5/1915	Schaefer	.	
1,282,414	12/1918	Hagstrom	.	
1,540,251	9/1925	Buckley et al.	.	
2,390,628	12/1945	Van Winkle	210/188
2,473,986	9/1949	Booth	210/185
2,590,242	3/1952	Fusco	210/188
3,221,883	12/1965	Lennström	210/228
3,520,803	7/1970	Iaconelli	210/23
3,585,131	6/1971	Esmond	210/321
3,966,612	6/1976	Johansson	210/238
3,988,242	10/1976	Kurita et al.	210/227
4,229,304	10/1980	Fismer	210/231
4,235,721	11/1980	Nakamura et al.	210/227
4,310,416	1/1982	Tanaka et al.	210/321.3
4,411,784	10/1983	Esmond	210/321.1
4,430,218	2/1984	Perl et al.	210/321.3
4,540,492	9/1985	Kessler	216/651
4,543,187	9/1985	Stepacher	210/232
4,624,784	11/1986	Lefebvre	210/321.1
4,735,718	4/1988	Peters	210/321.1
4,750,983	6/1988	Foster et al.	204/301
4,769,140	9/1988	Van Dijk et al.	210/184
4,801,381	1/1989	Niesen	210/321.84
4,816,147	3/1989	Eyben et al.	210/231 X
4,867,876	9/1989	Kopf	210/228
5,049,268	9/1991	Kopf	.	

[57] CLAIM

The ornamental design for a flat sheet membrane mass transfer module, as shown and described.

DESCRIPTION

FIG. 1 is a perspective view of a flat sheet membrane mass transfer module, showing my new design;
FIG. 2 is a top plan view thereof;
FIG. 3 is a bottom plan view thereof;
FIG. 4 is a side elevation view thereof, showing the left-hand side of the module in reference to the top plan view of FIG. 2;
FIG. 5 is a side elevation view thereof, showing the side opposite the side shown in FIG. 4;
FIG. 6 is a front elevation view thereof;
FIG. 7 is a rear elevation view thereof; and,
FIG. 8 is an exploded perspective view thereof.



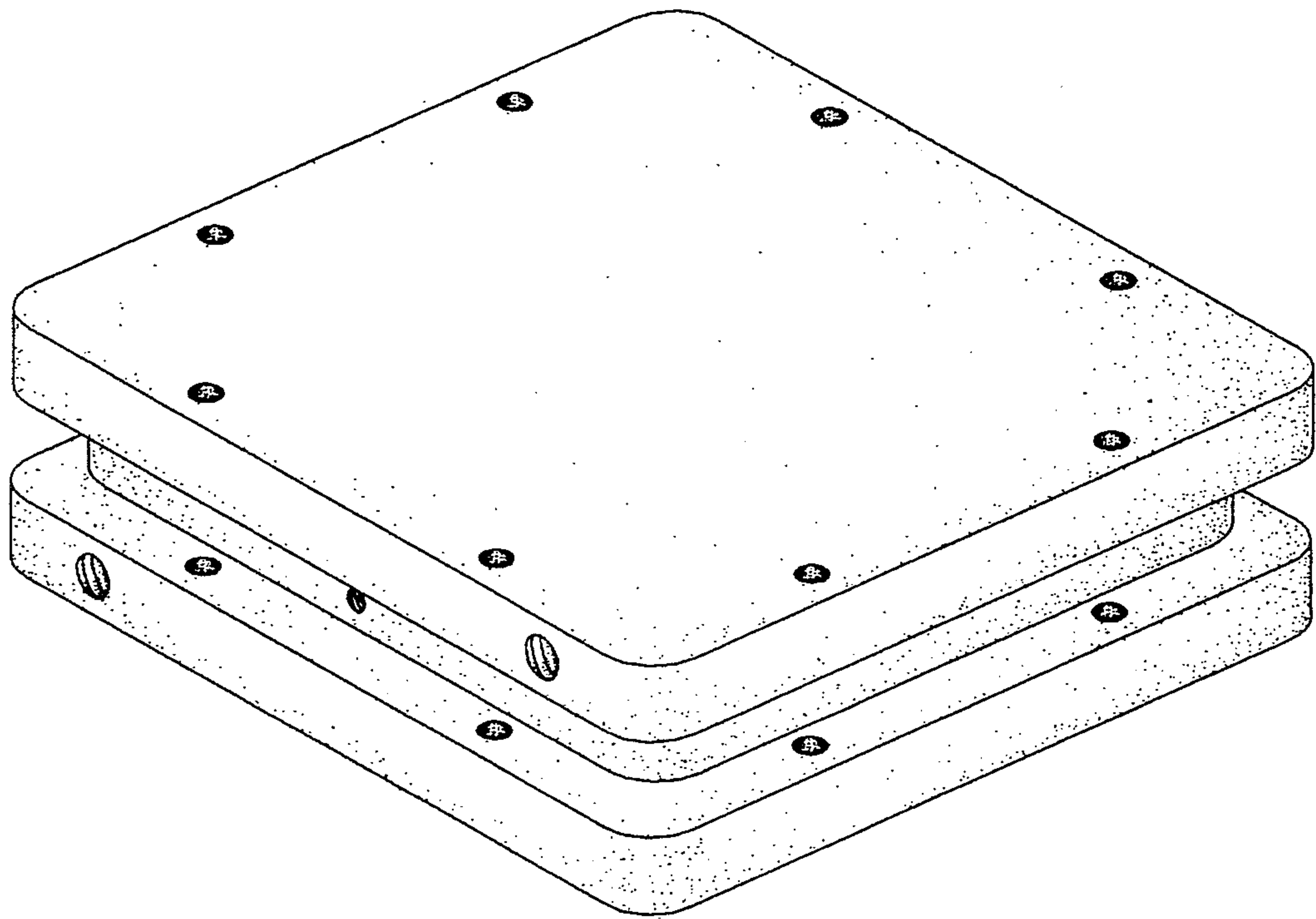


Fig. 1

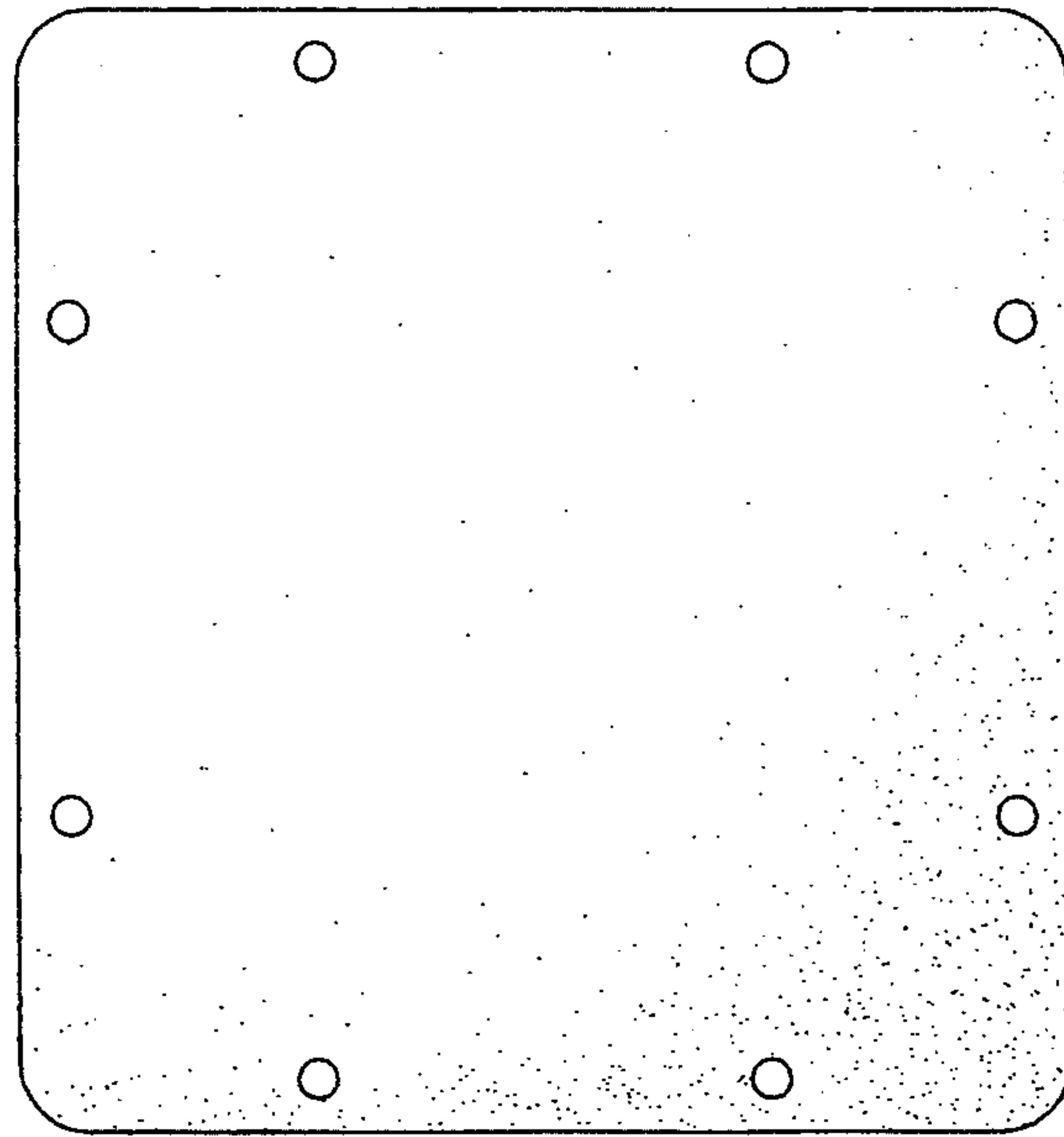


Fig. 2

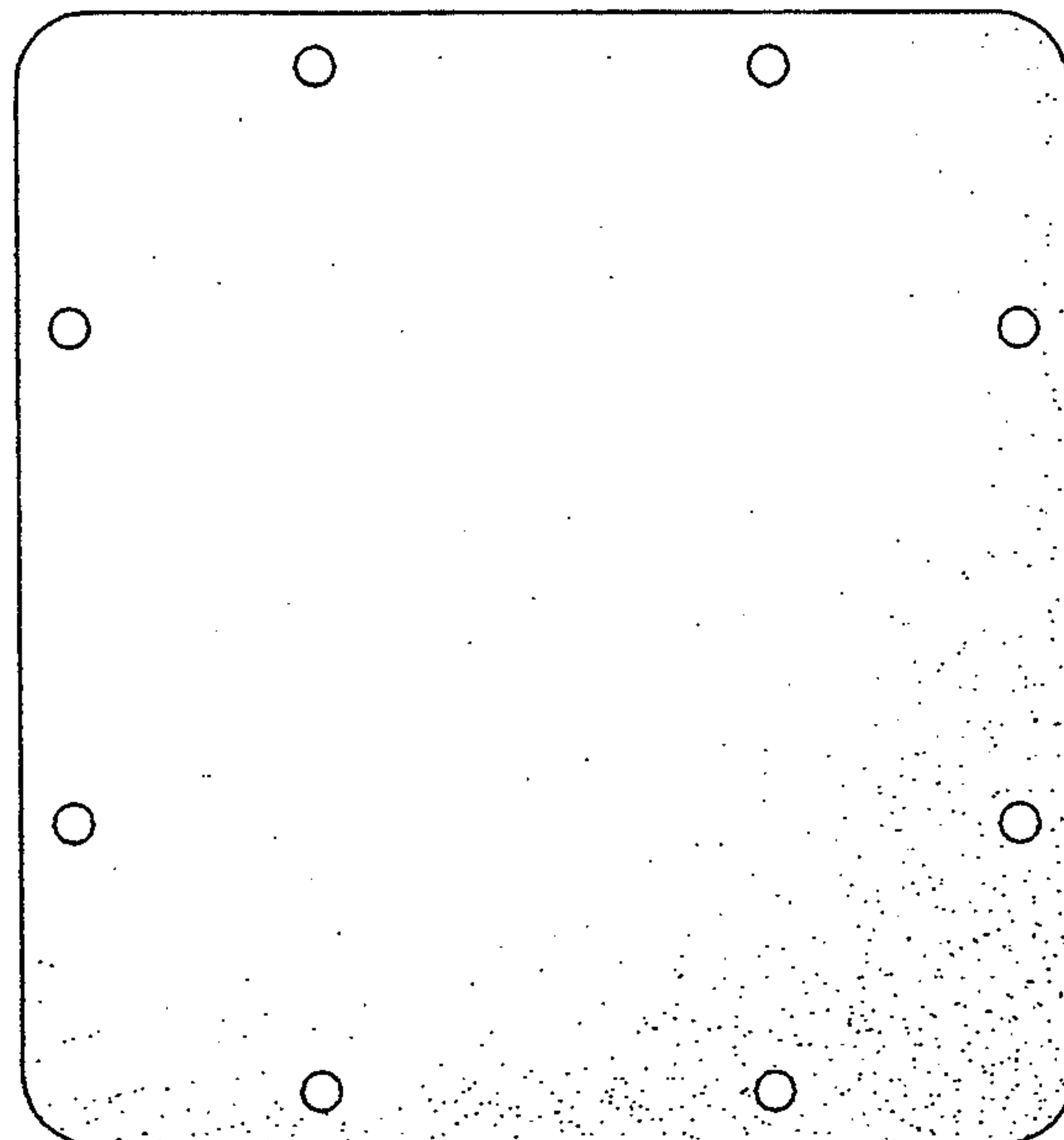


Fig. 3

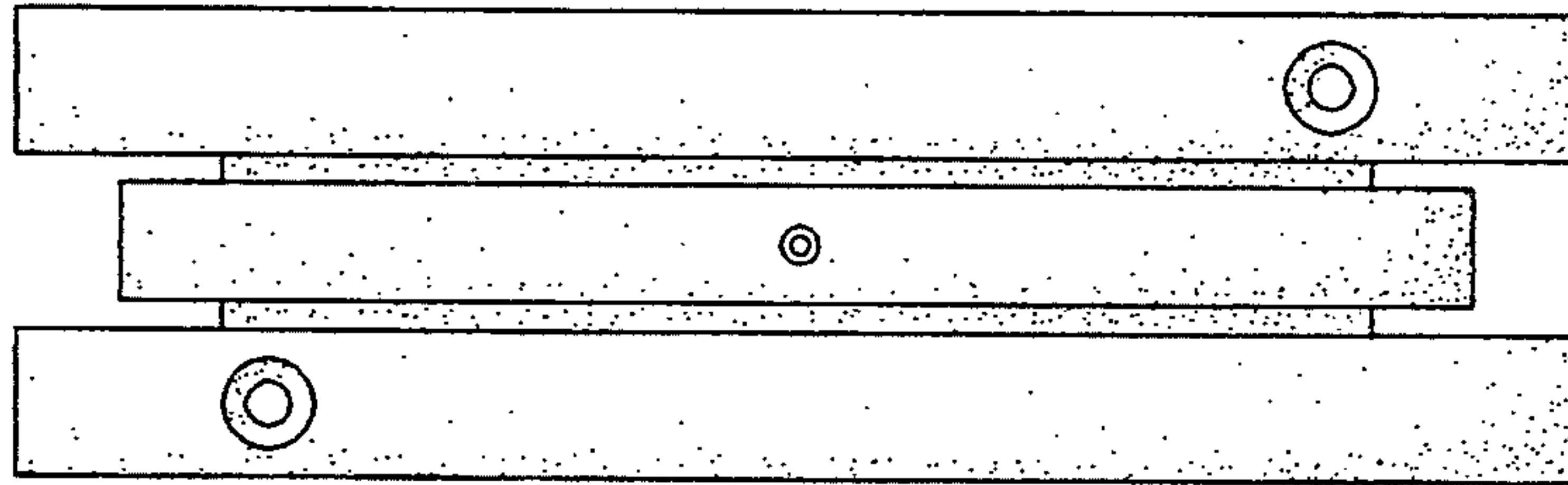


Fig. 4

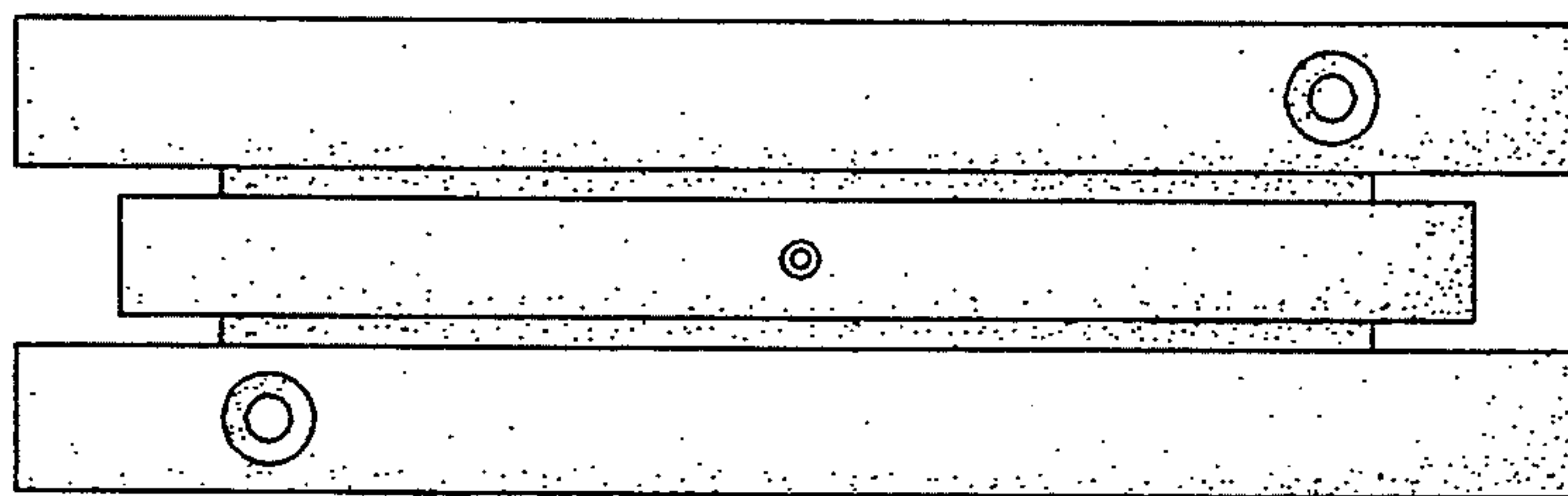


Fig. 5

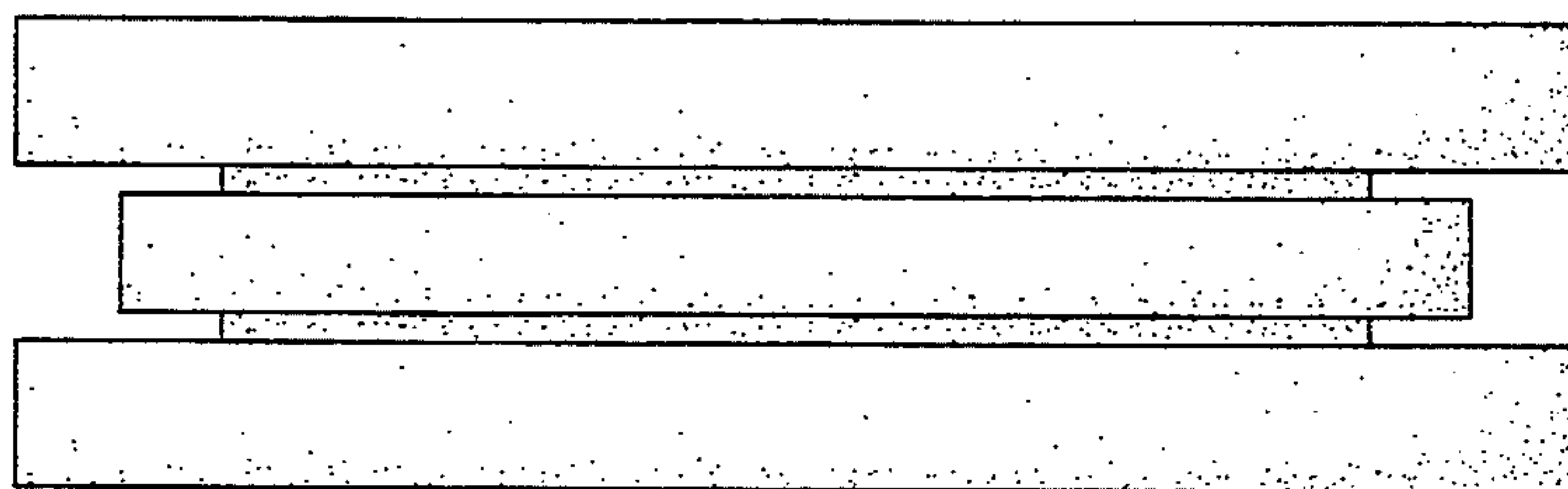


Fig. 6

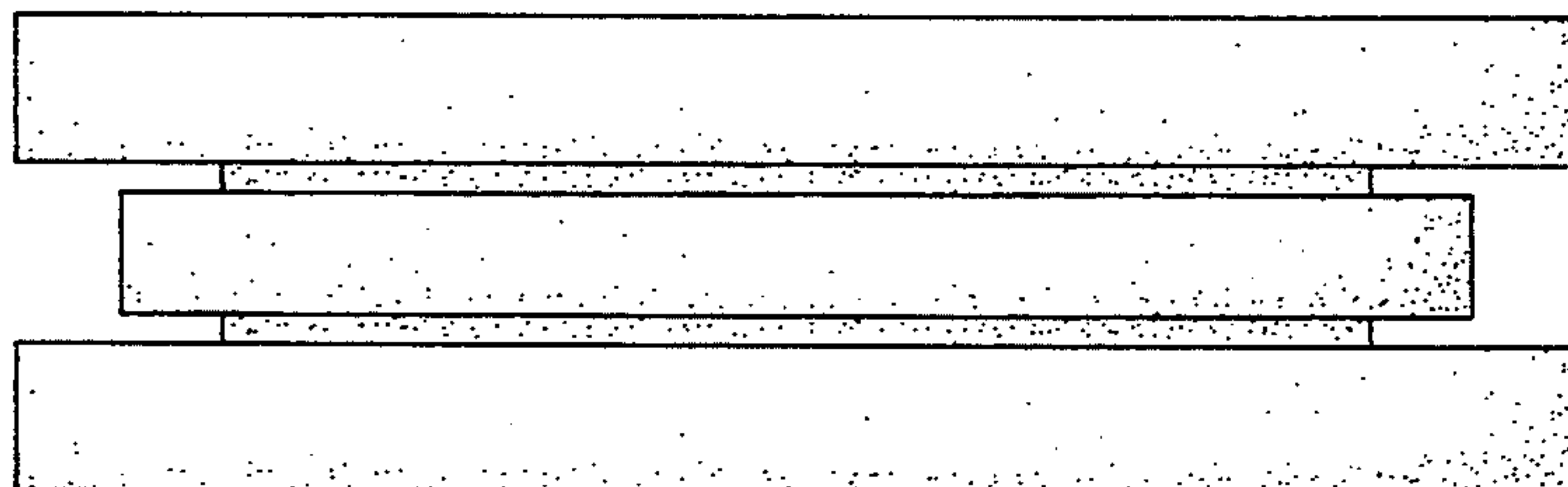


Fig. 7

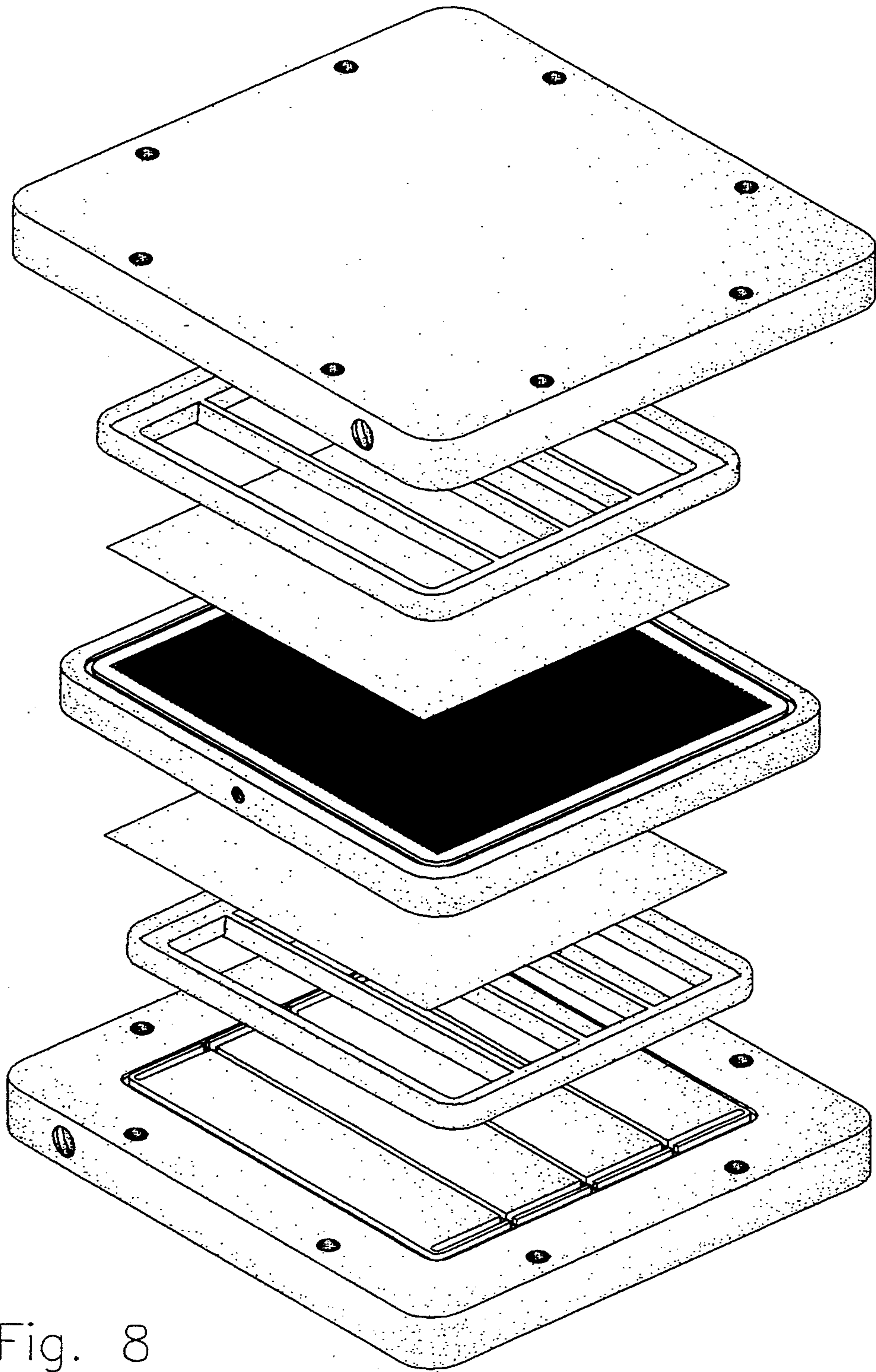


Fig. 8