



US00D357054S

# United States Patent [19]

[11] Patent Number: **Des. 357,054**

Miller et al.

[45] Date of Patent: **\*\* Apr. 4, 1995**

[54] **FISHING LINE SPREADER**

4,989,360 2/1991 Lewis ..... 43/42.74 X  
4,998,374 3/1991 Barnett ..... 43/42.74

[76] Inventors: **Charles C. Miller**, 1691 Fremont Rd., #48, Lathrop, Calif. 95330; **Wallace J. Schissler**, 1668 Murietta Way, Manteca, Calif. 95336

*Primary Examiner*—A. Hugo Word  
*Assistant Examiner*—Doris V. Coles  
*Attorney, Agent, or Firm*—Linval B. Castle

[\*\*] Term: **14 Years**

[57] **CLAIM**

[21] Appl. No.: **5,918**

The ornamental design for a fishing line spreader, as shown and described.

[22] Filed: **Mar. 12, 1993**

[52] U.S. Cl. .... **D22/134**

[58] Field of Search ..... D22/134, 149; 43/42.74, 43/42.06, 43.13, 44.98, 42.51, 44.83, 44.85, 42.49, 44.84, 42.72, 27.4, 42.18

**DESCRIPTION**

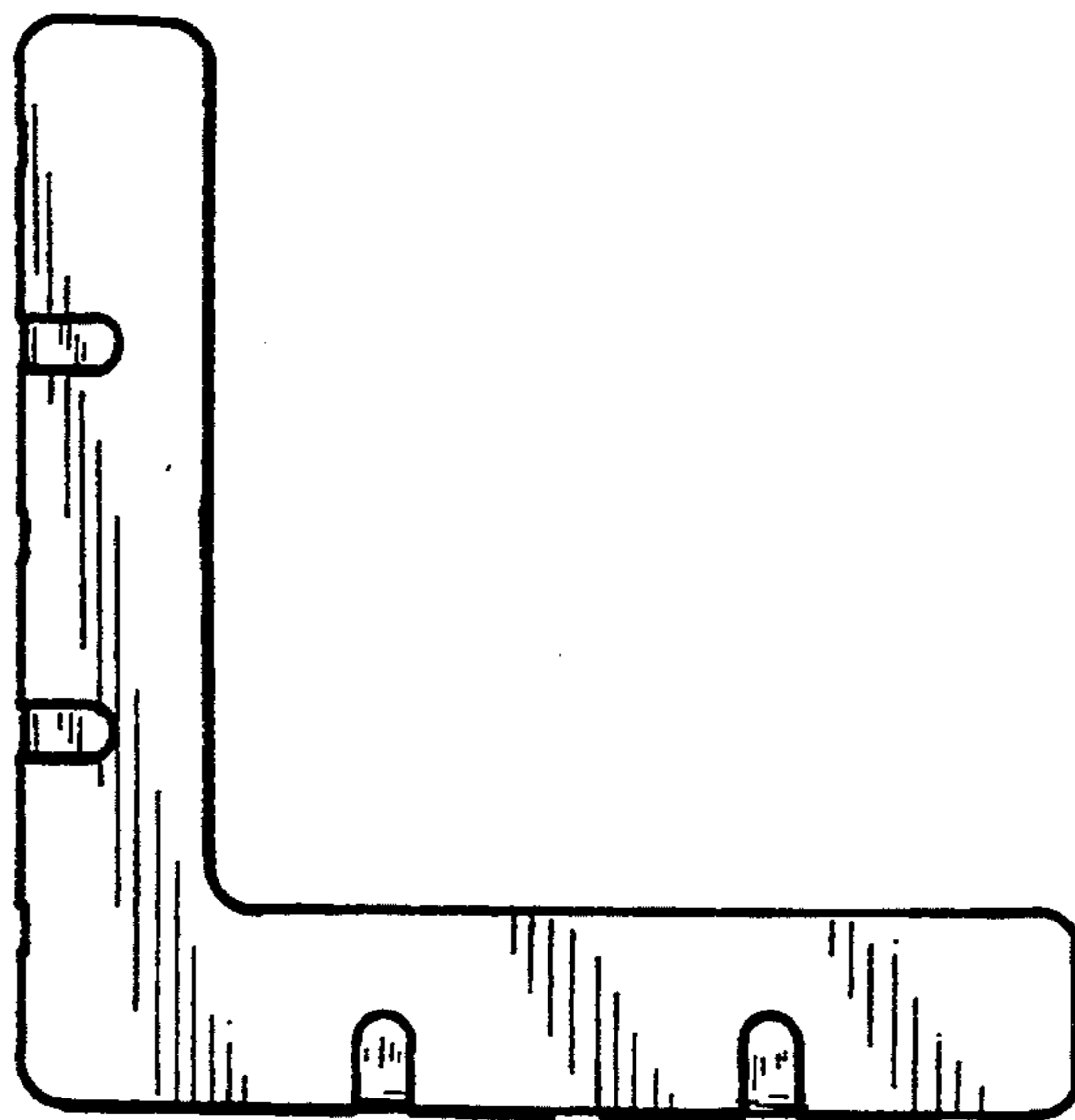
[56] **References Cited**

**U.S. PATENT DOCUMENTS**

2,476,126	7/1949	Weiss	43/44.2
2,632,276	3/1953	Hale	43/42.06
2,733,538	2/1956	Alimas	43/42.18
2,926,452	3/1960	Lewis	43/44.9
4,756,115	7/1988	Reyen	43/42.74

FIG. 1 is a side view of a fishing line spreader showing our new design;  
FIG. 2 is a an opposite side view thereof;  
FIG. 3 is a view of the left edge thereof;  
FIG. 4 is a view of the bottom edge thereof; and,  
FIG. 5 is a view of the right edge thereof, the top edge being identical thereto.

The broken line showing of environment in FIG. 2 is for illustrative purposes only and forms no part of the claimed design.



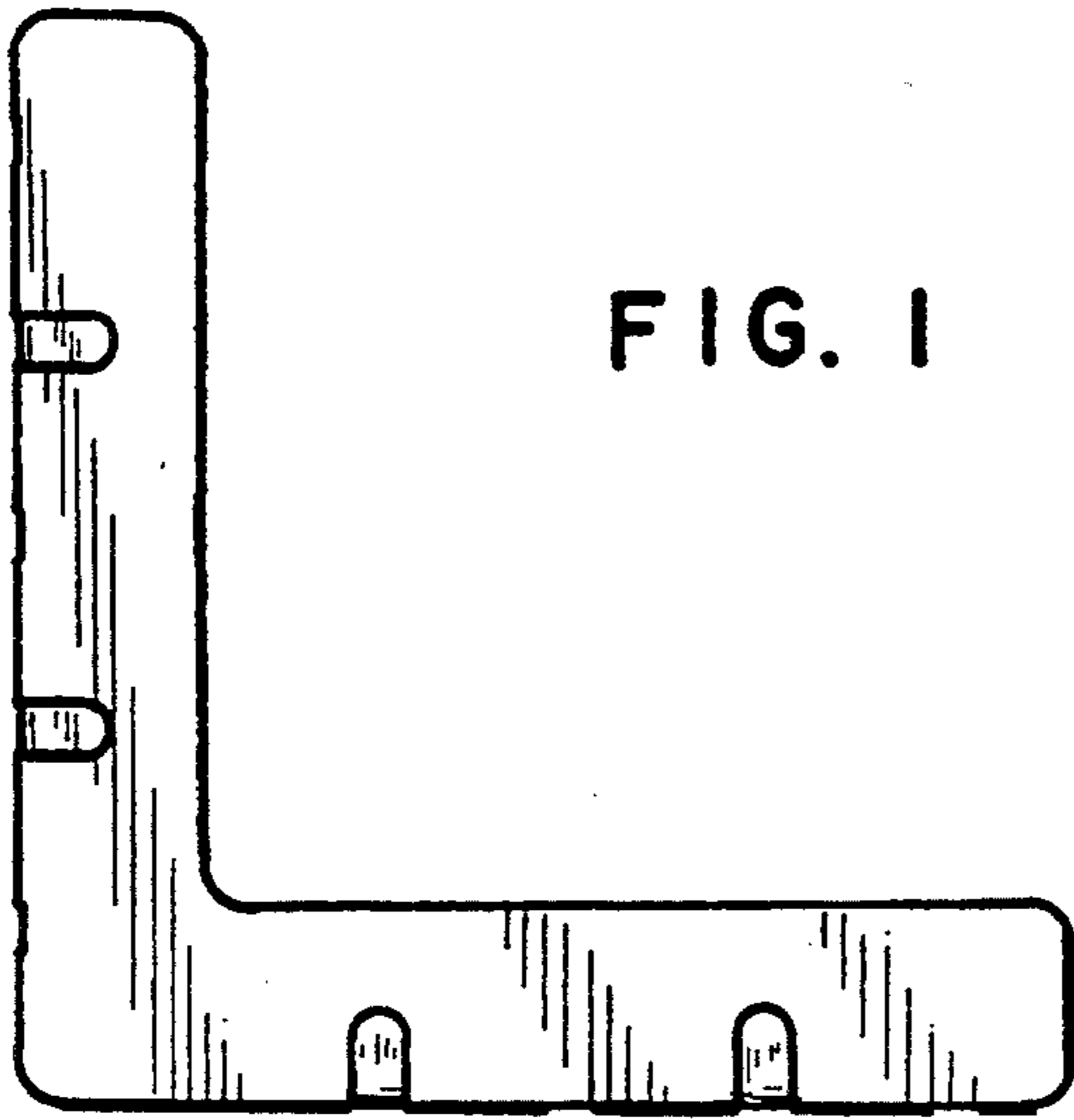


FIG. 1



FIG. 3



FIG. 4

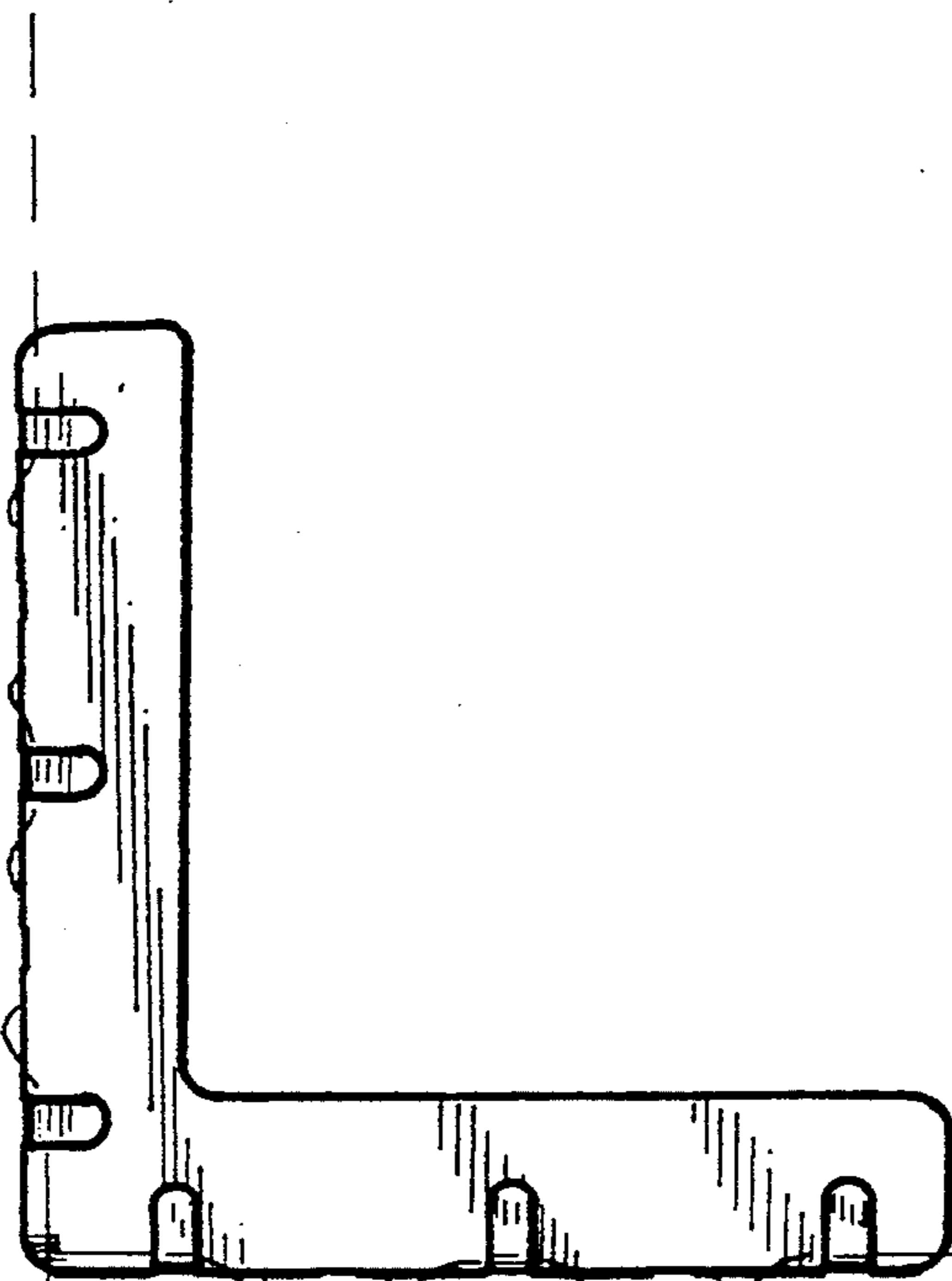


FIG. 2



FIG. 5