



US00D357040S

# United States Patent [19]

[11] Patent Number: **Des. 357,040**

Madrid

[45] Date of Patent: **\*\* Apr. 4, 1995**

[54] **BODY WORN EXERCISE CUSHION**

5,147,267 9/1992 Kunewalder ..... 482/142

[76] Inventor: **Armando F. Madrid**, P.O. Box 1254,  
Farm Road 76 South, Faben, Tex.  
79838

*Primary Examiner*—Bernard Ansher  
*Assistant Examiner*—Philip Hyder  
*Attorney, Agent, or Firm*—Rhodes & Ascolillo

[\*\*] Term: **14 Years**

[57] **CLAIM**

[21] Appl. No.: **16,814**

The ornamental design for a body worn exercise cushion, as shown and described.

[22] Filed: **Dec. 27, 1993**

**DESCRIPTION**

[52] U.S. Cl. .... **D21/191; D2/860**

[58] Field of Search ..... **D21/191; 482/140, 142;**  
**D2/860, 861; D24/188, 189, 190**

FIG. 1 is a perspective view of a body worn exercise cushion showing my new design therefor. The broken line drawing representing a partially clad figure is for purposes of illustration only and forms no part of my design;

[56] **References Cited**

**U.S. PATENT DOCUMENTS**

D. 45,444	3/1914	Aiken .....	D2/860
4,752,067	6/1988	Colonello .....	482/140
4,833,730	5/1989	Nelson .....	2/44
4,848,742	7/1989	Lindley et al. ....	482/142
4,902,003	2/1990	Buoni .....	482/140
5,033,742	7/1991	Johson et al. ....	482/140

FIG. 2 is a bottom plan view shown in a flattened position;

FIG. 3 is a rear elevational view;

FIG. 4 is a left side elevational view, the right side elevational view being a mirror image thereof;

FIG. 5 is a front elevational view; and,

FIG. 6 is a top plan view.

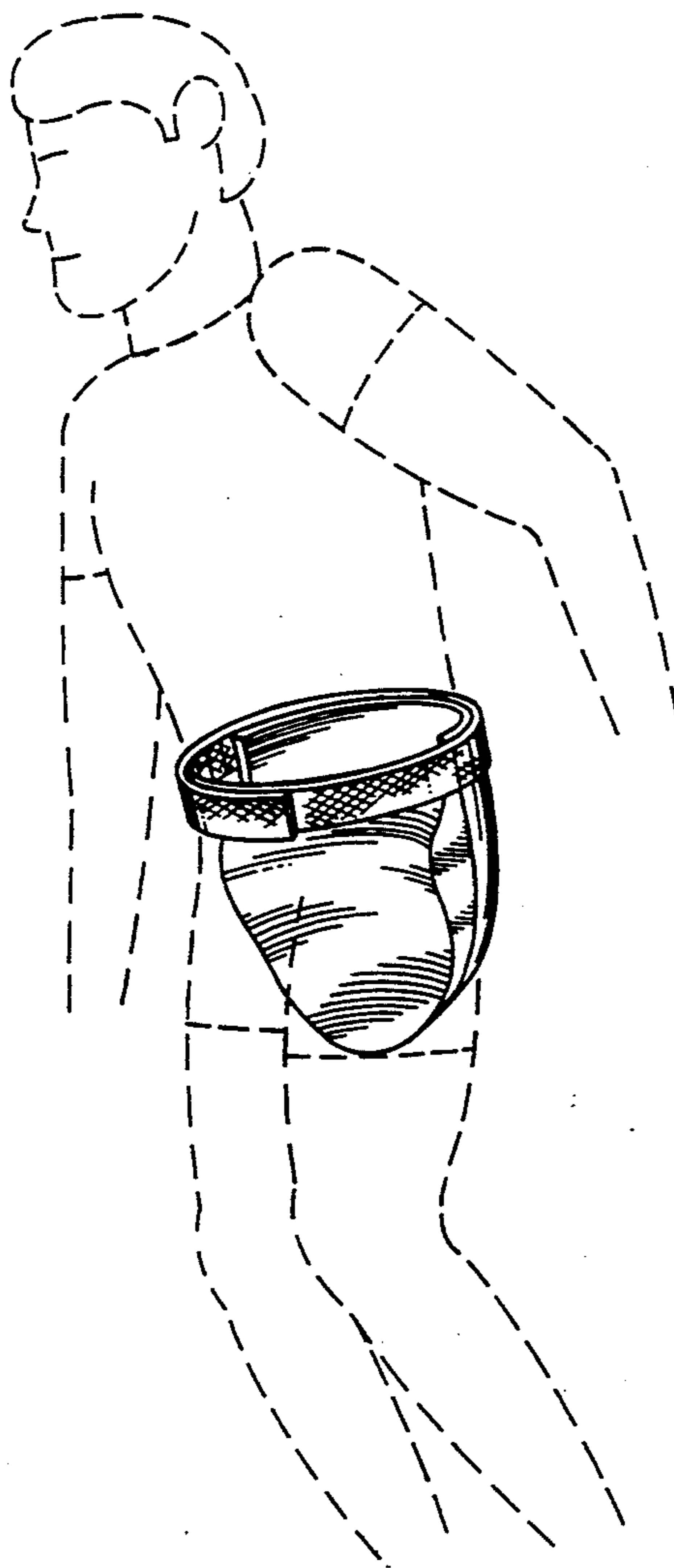


FIG. 1

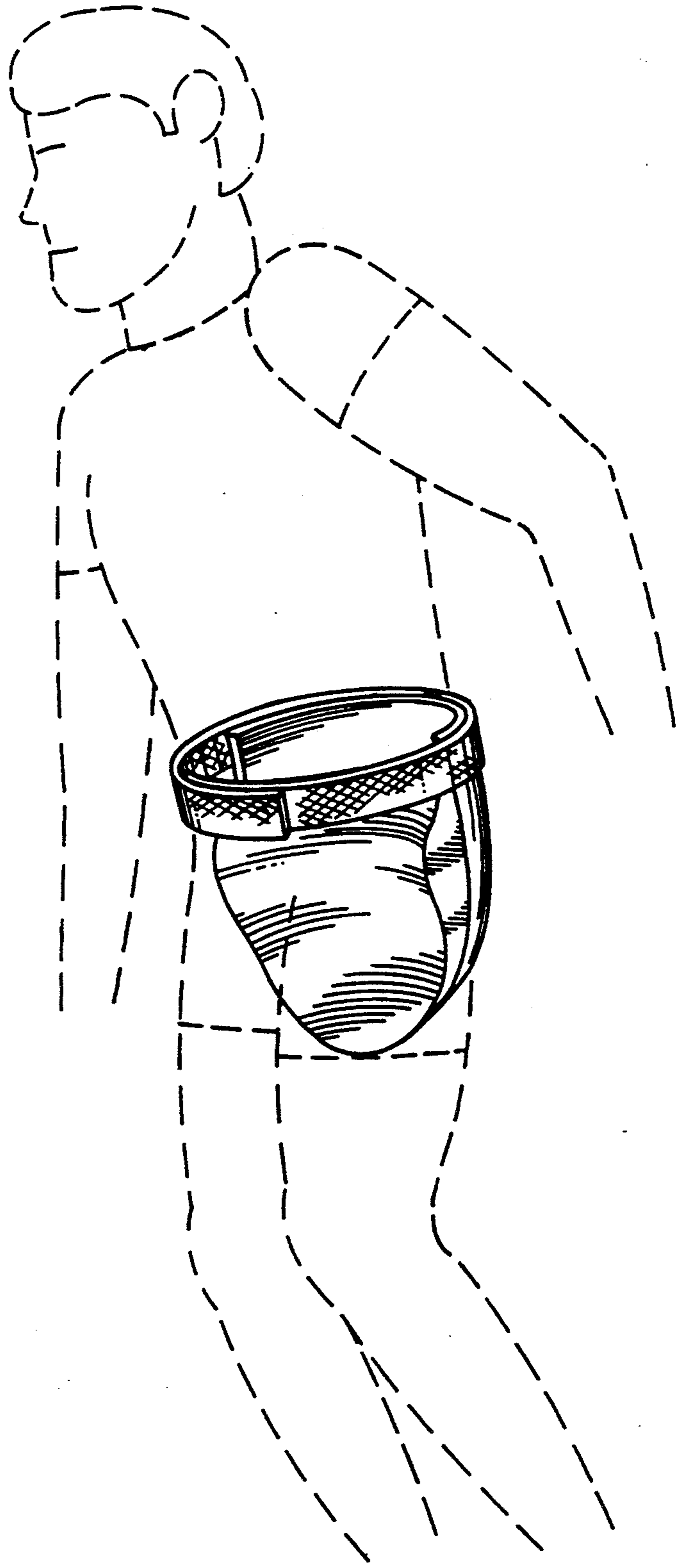


FIG. 2




FIG. 3




FIG. 4



FIG. 5

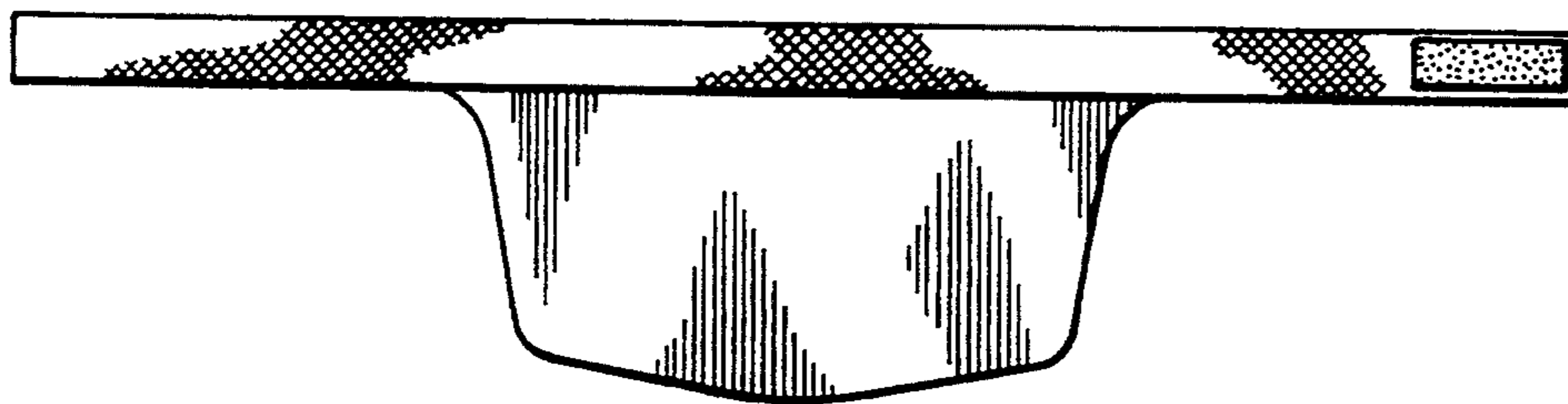


FIG. 6

