



US00D357033S

United States Patent [19]

[11] Patent Number: **Des. 357,033**

Kenney

[45] Date of Patent: **** Apr. 4, 1995**

[54] **PAWL AND RATCHET FOR ALIGNING CONTINUOUS FEED PAPER IN A PRINTER AND EMBOSSER**

4,734,716	3/1988	Silverberg et al.	346/1.1
4,791,433	12/1988	Mallicoat	346/136
5,137,382	8/1992	Miyajima	400/202

[75] Inventor: **Raymond W. Kenney, Tulsa, Okla.**

FOREIGN PATENT DOCUMENTS

[73] Assignee: **Sandco, Inc., Tulsa, Okla.**

0057685	4/1982	Japan	400/641
0130962	6/1987	Japan	400/641
766108	1/1957	United Kingdom	346/136
990385	4/1965	United Kingdom	101/228

[*] Notice: The portion of the term of this patent subsequent to May 24, 2008 has been disclaimed.

[**] Term: **14 Years**

OTHER PUBLICATIONS

[21] Appl. No.: **905,844**

IBM Technical Disclosure Bulletin; Jan. 1981; p. 3585; Paper Feed Roller.

[22] Filed: **Mar. 26, 1992**

IBM Technical Disclosure Bulletin; Nov. 1989; p. 291; Barrel Rolls for Document Alignment.

[52] U.S. Cl. **D18/56**

[58] Field of Search 400/641, 202; 346/1.1, 346/136; D18/56; 101/232, 228

Primary Examiner—Cathy Anne MacCormac
Attorney, Agent, or Firm—W. Dennis Drehkoff

[56] References Cited

[57] CLAIM

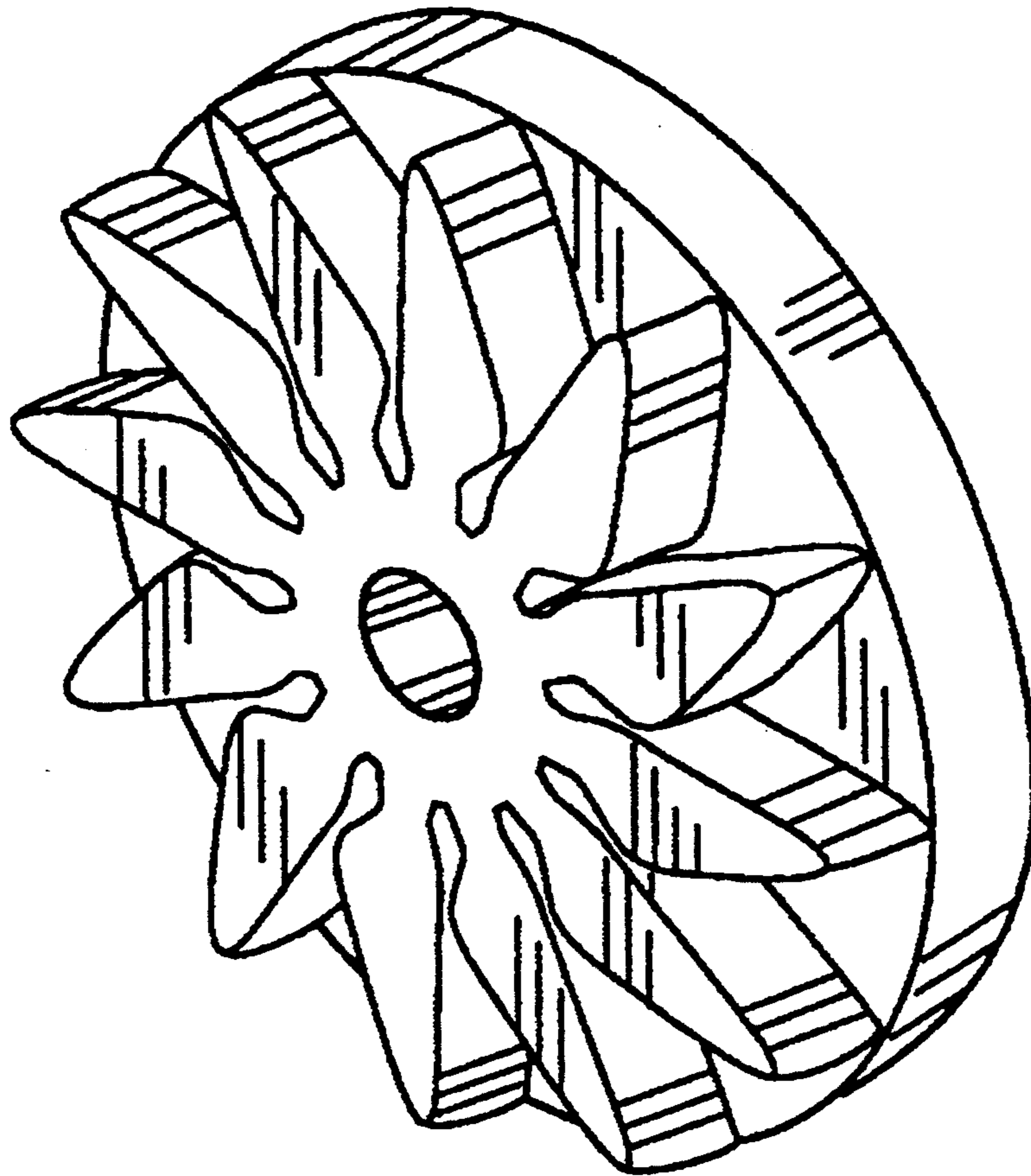
U.S. PATENT DOCUMENTS

1,118,101	11/1914	Brown	400/641
1,142,005	6/1915	Yaw	400/641
1,675,045	6/1928	Ohmer et al.	101/228
2,140,834	12/1938	Gazette	101/228
2,405,373	8/1946	Seeley	101/228
3,049,078	8/1962	Smith, Jr.	101/228
3,902,418	9/1975	Morishita et al.	101/278
4,475,457	10/1984	Davison	101/278

The ornamental design for a pawl and ratchet for aligning continuous feed paper in a printer and embosser, as shown.

DESCRIPTION

FIG. 1 is a perspective view;
FIG. 2 is a top plan view;
FIG. 3 is a side elevational view; and,
FIG. 4 is a back view.



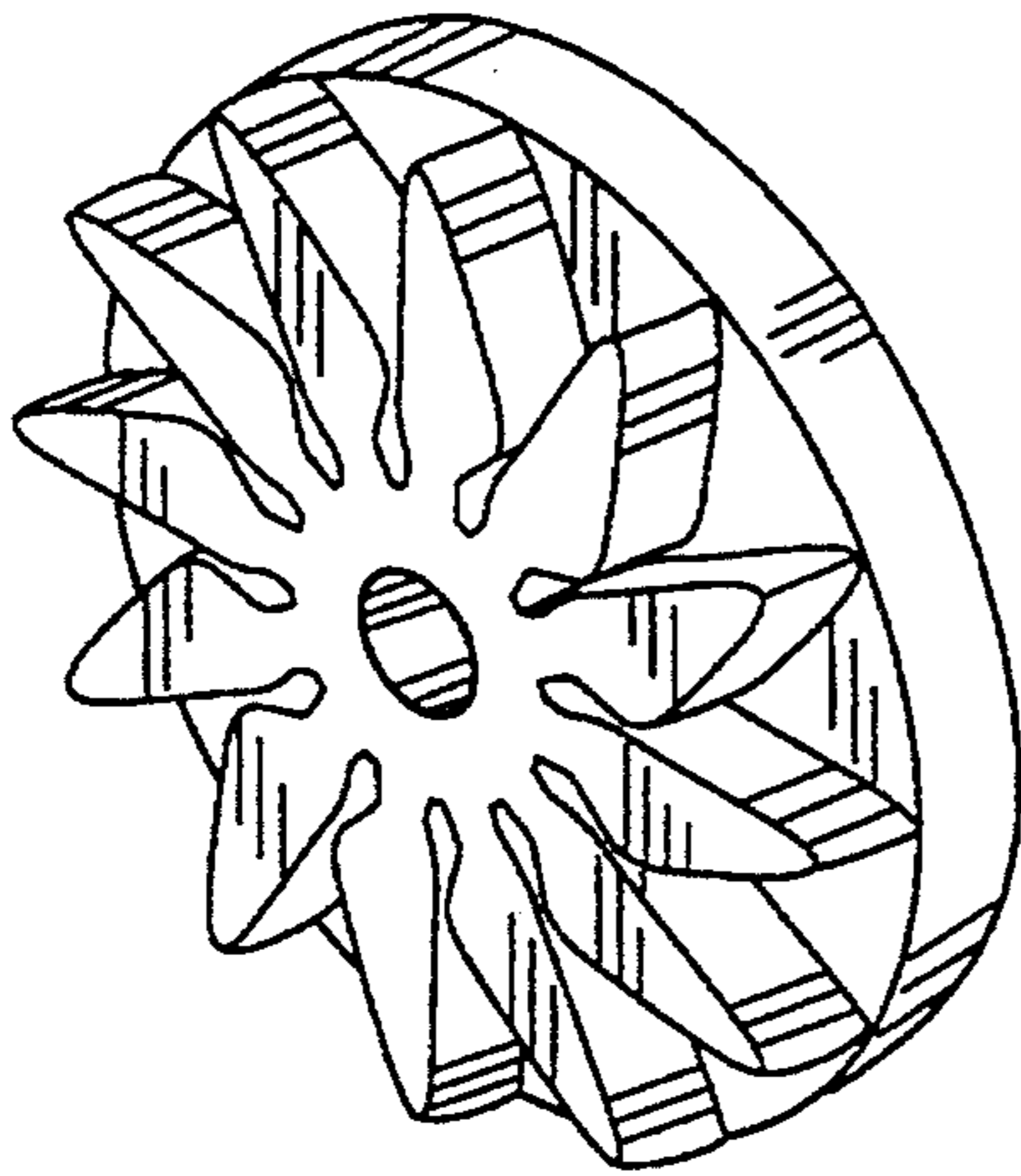


FIG 1

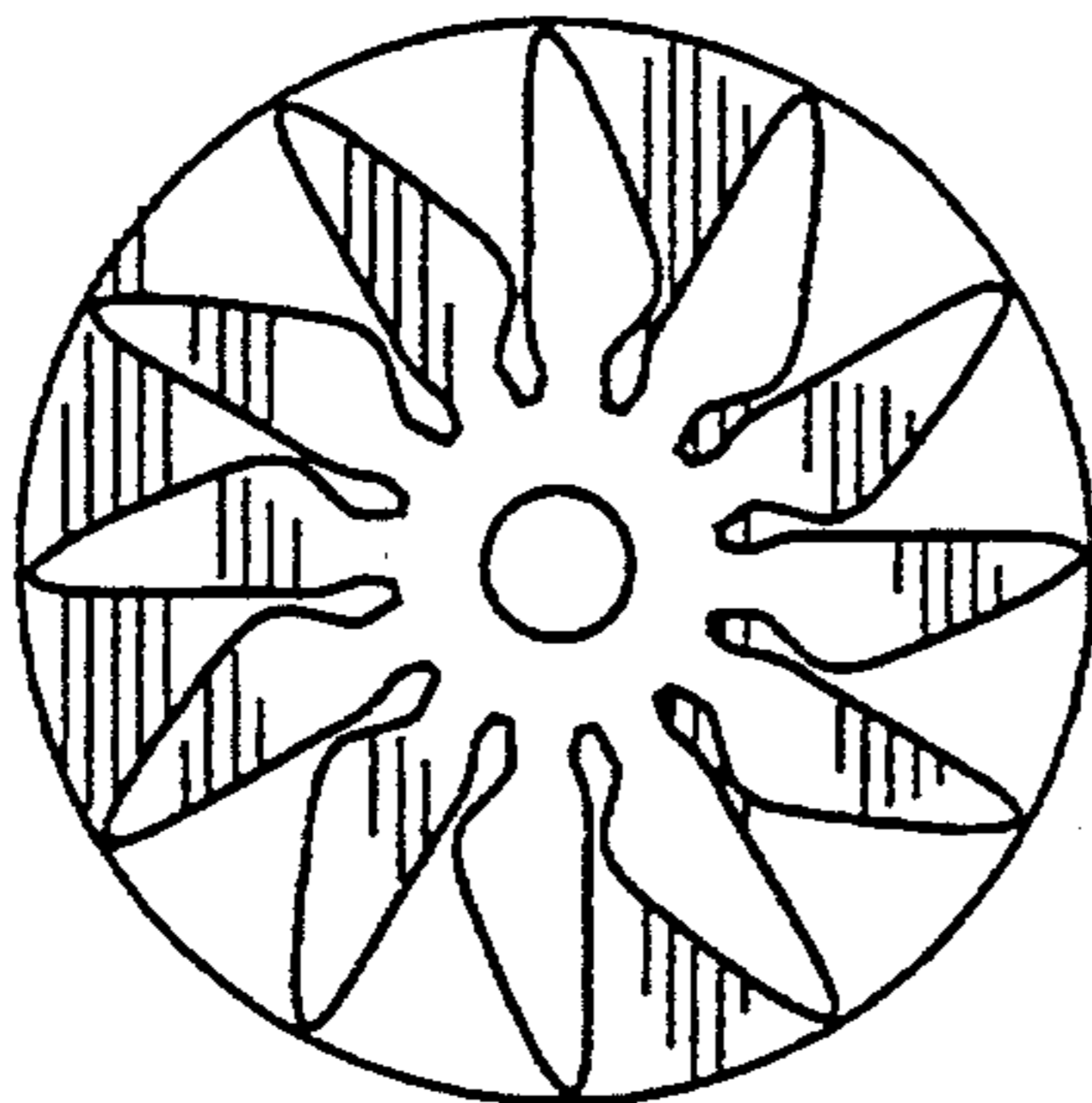


FIG 2



FIG 3

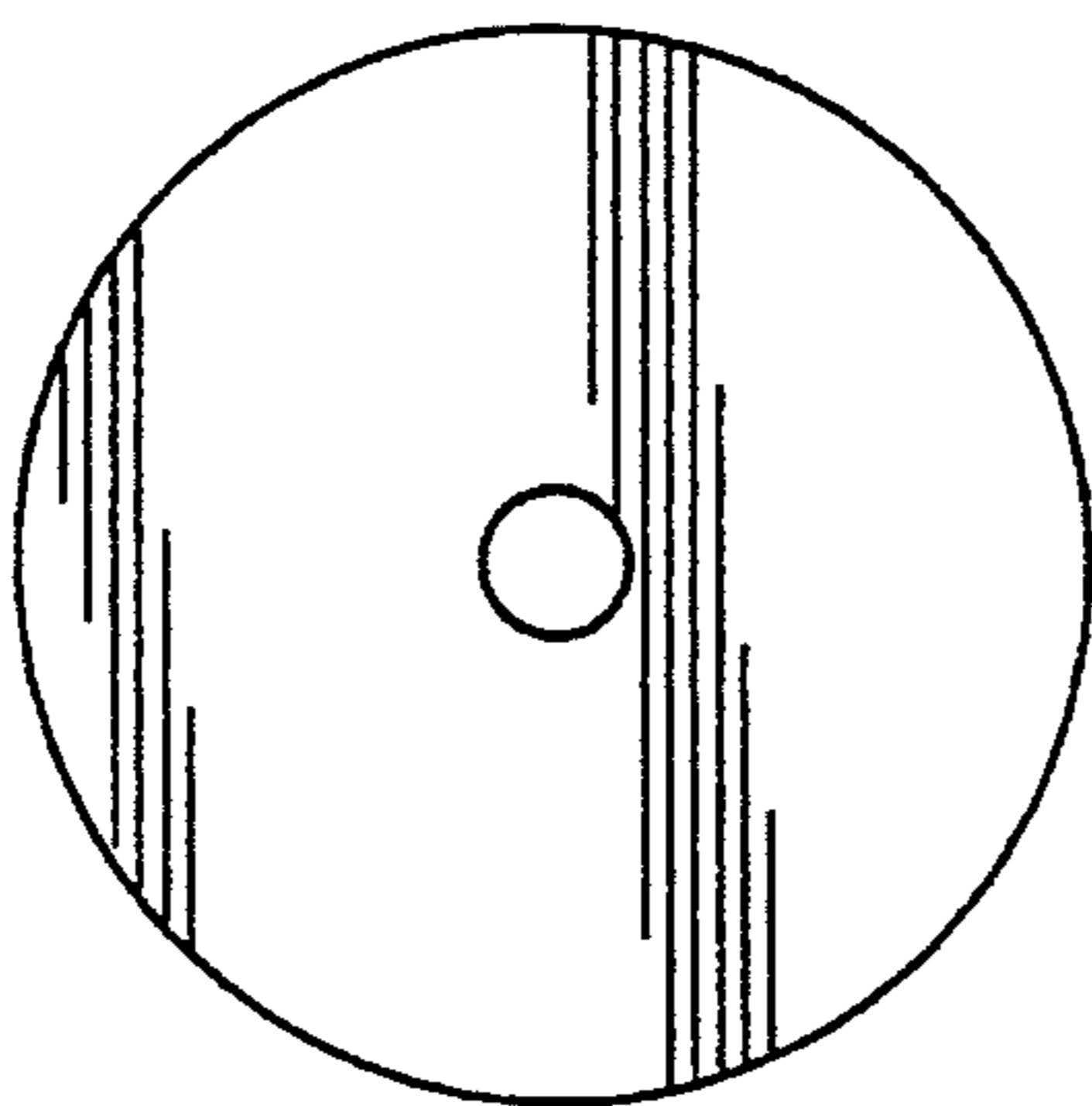


FIG 4