



US00D357010S

# United States Patent [19]

Dickerson et al.

[11] Patent Number: Des. 357,010

[45] Date of Patent: \*\* Apr. 4, 1995

[54] ROLLING WRIST SUPPORT FOR USE WITH A COMPUTER MOUSE

[75] Inventors: Lynn R. Dickerson, Hephzibah, Ga.;  
Bret P. Pool, Santa Ana, Calif.

[73] Assignee: Shadowtech International, Inc.,  
Lawton, Okla.

[\*\*] Term: 14 Years

[21] Appl. No.: 24,996

[22] Filed: Jun. 24, 1994

## Related U.S. Application Data

[62] Division of Ser. No. 5,510, Mar. 4, 1993.

[52] U.S. Cl. .... D14/114

[58] Field of Search ..... D14/100, 114, 116;  
D18/12; 248/118, 118.3, 346, 489, 917-924;  
400/689-693, 715; D6/601; 2/16, 161 A, 162;  
273/54 B, 189 A; D29/20; D24/190-192

Primary Examiner—James M. Gandy

Assistant Examiner—M. H. Tung

Attorney, Agent, or Firm—Mary M. Lee

[57] CLAIM

The ornamental design for a rolling wrist support for use with a computer mouse, as shown and described.

## DESCRIPTION

FIG. 1 is a top plan view of a rolling wrist support for use with a computer mouse showing my new design;

FIG. 2 is a front view thereof;

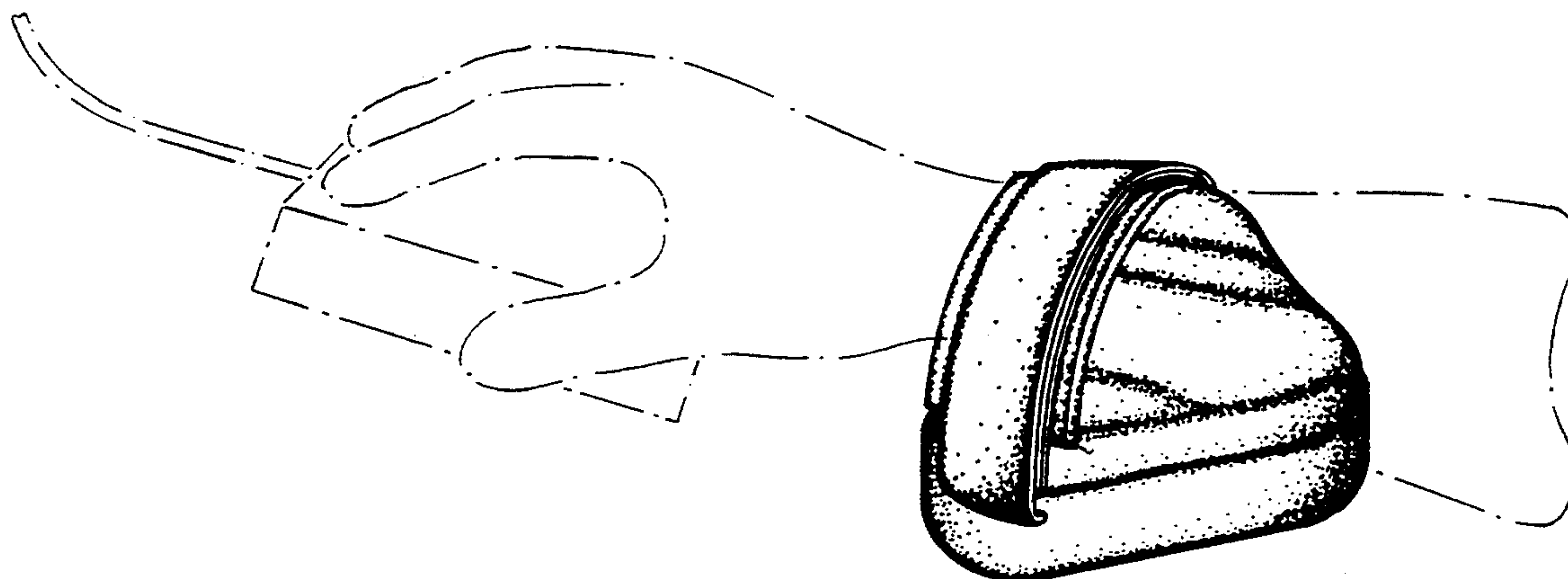
FIG. 3 is a rear view thereof;

FIG. 4 is a side view thereof;

FIG. 5 is a side view thereof showing the side opposite that shown in FIG. 4;

FIG. 6 is a bottom plan view thereof; and,

FIG. 7 is a perspective view thereof, the broken line drawing of a forearm, hand and mouse is for illustrative purposes only, and forms no part of the claimed design.



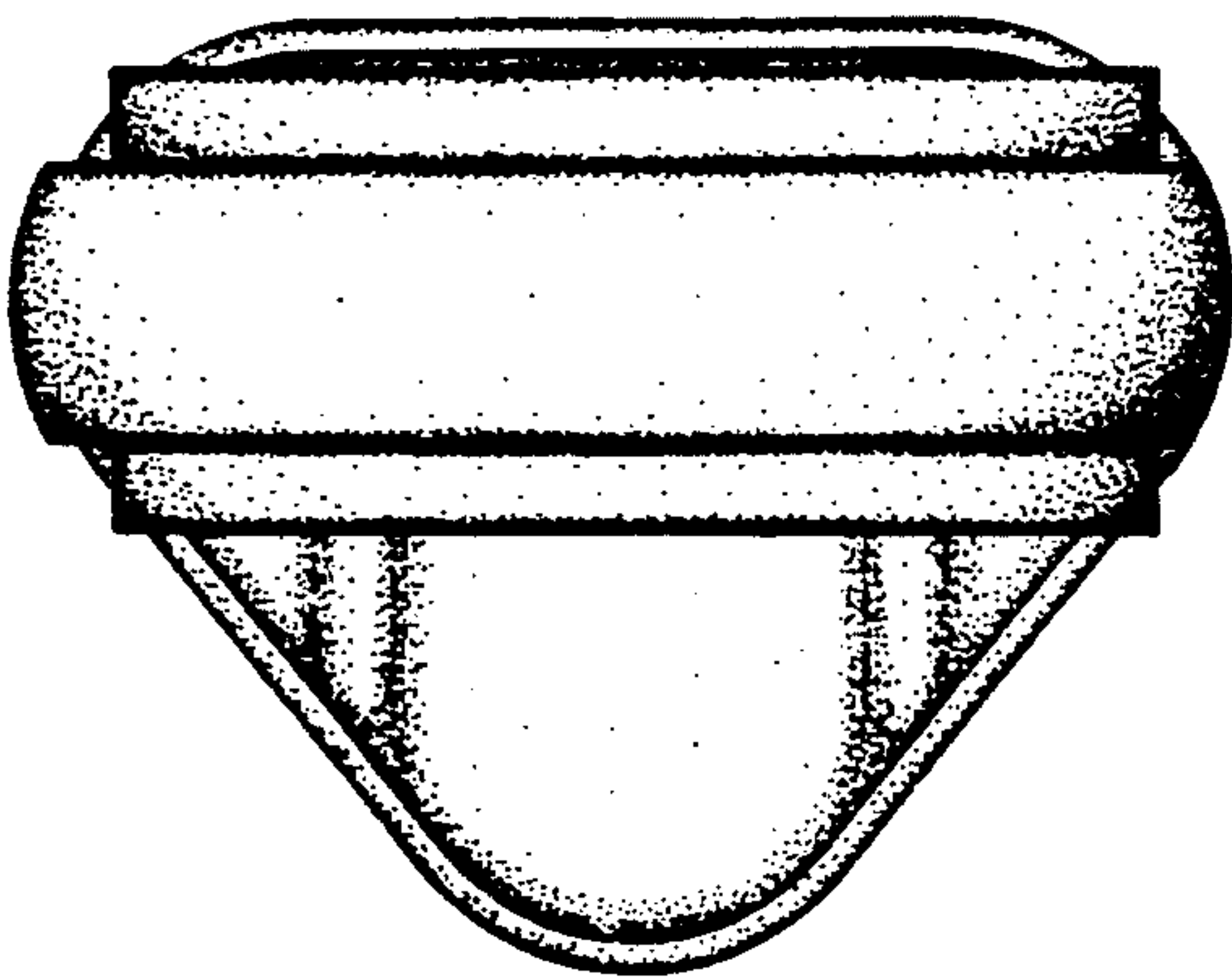


FIG. 1

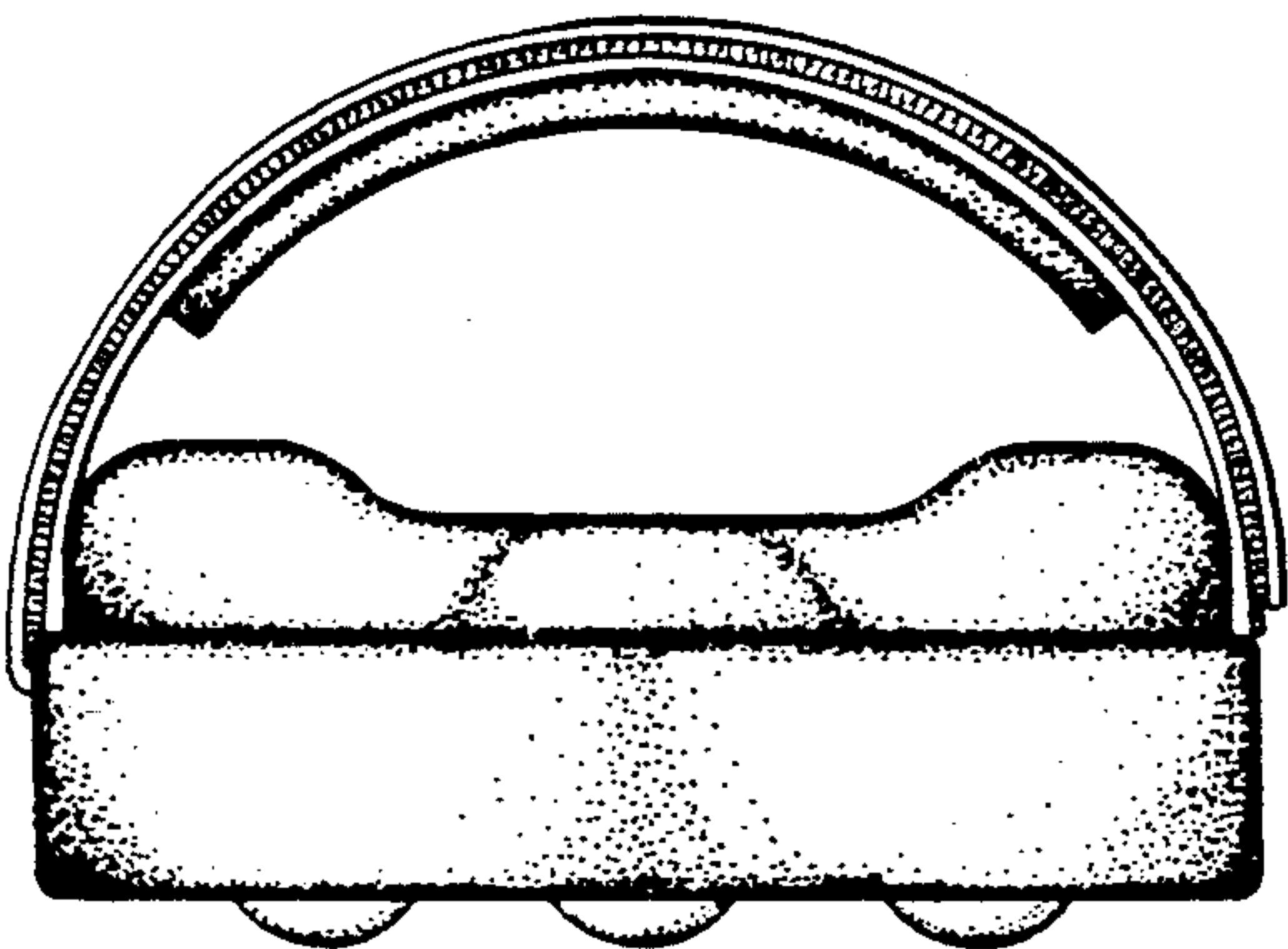


FIG. 2




FIG. 3




FIG. 4




FIG. 5

