



US00D356992S

United States Patent [19]

[11] Patent Number: **Des. 356,992**

Dilgard

[45] Date of Patent: **** Apr. 4, 1995**

- [54] **EXTERNAL BATTERY PACK FOR A PORTABLE COMPUTER**
- [75] Inventor: **Robert E. Dilgard**, Cincinnati, Ohio
- [73] Assignee: **Technoggin Inc.**, Cincinnati, Ohio
- [**] Term: **14 Years**
- [21] Appl. No.: **23,114**
- [22] Filed: **May 18, 1994**
- [52] U.S. Cl. **D13/103**
- [58] Field of Search **D13/103; D14/114; 429/96, 97, 98, 99, 100, 153, 163; 320/2; 361/383; 364/708.1**

- 5,058,045 10/1991 Ma D13/103 X
- 5,225,293 7/1993 Mitchell et al. 429/97
- 5,227,260 7/1993 Rose et al. 429/153 X
- 5,300,372 4/1994 Aksoy et al. 429/99 X

Primary Examiner—Joel Sincavage
Attorney, Agent, or Firm—Wood, Herron & Evans

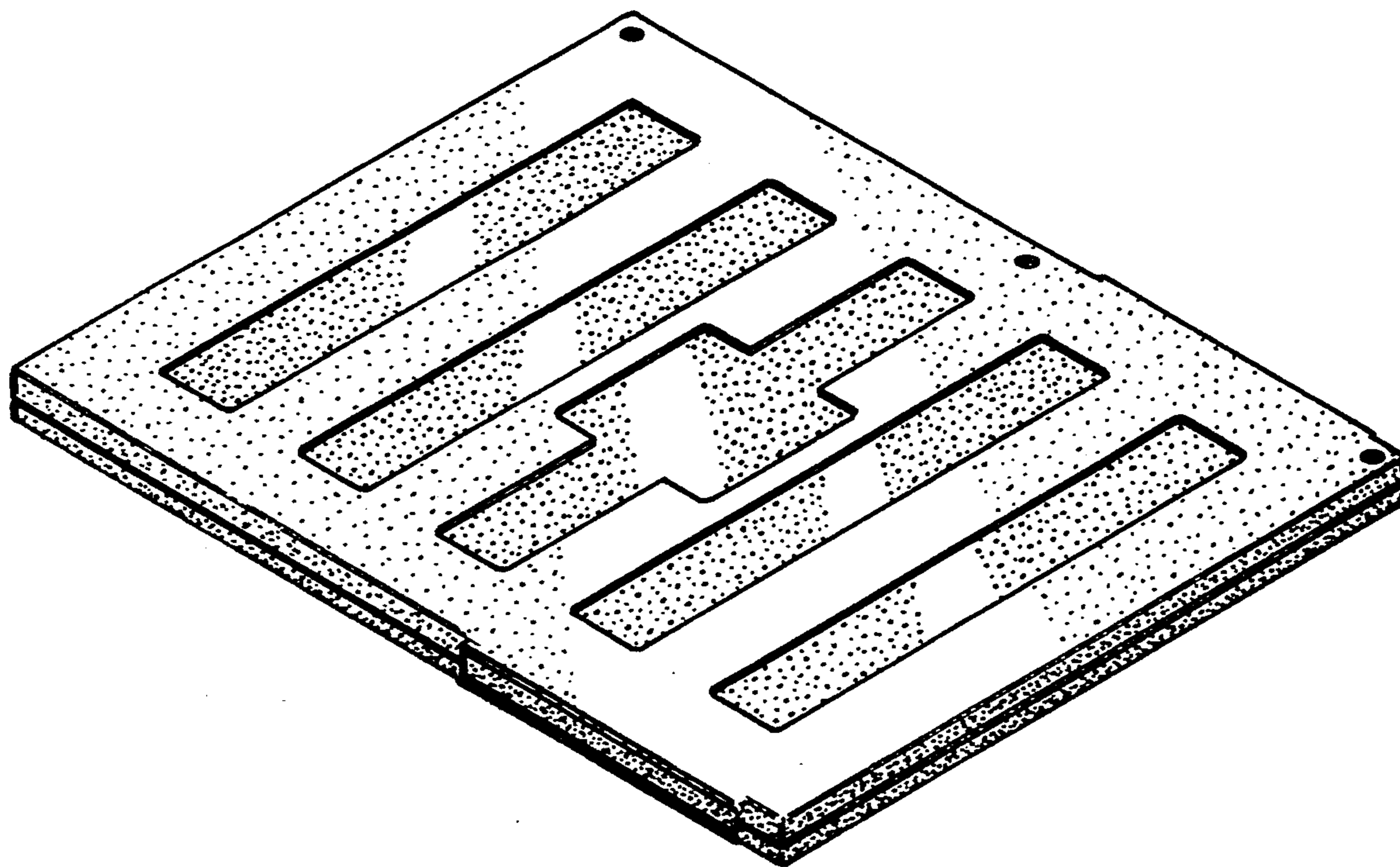
[57] CLAIM

The ornamental design for an external battery pack for a portable computer, as shown and described.

DESCRIPTION

FIG. 1 is a perspective view of the design of this invention for an external battery pack for a portable computer, depicting the top, front and right side; FIG. 2 is a top plan view thereof; FIG. 3 is a front elevational view thereof; FIG. 4 is a right side elevational view thereof, with the left side elevational view being a mirror image; FIG. 5 is a rear elevational view thereof; and, FIG. 6 is a bottom plan view thereof.

- [56] **References Cited**
- U.S. PATENT DOCUMENTS**
- D. 236,493 8/1975 Kaye D13/103
- D. 342,478 12/1993 Brunner et al. D13/103
- 4,246,324 1/1981 De Nora et al. 429/96 X
- 4,842,966 6/1989 Omori et al. 429/100 X



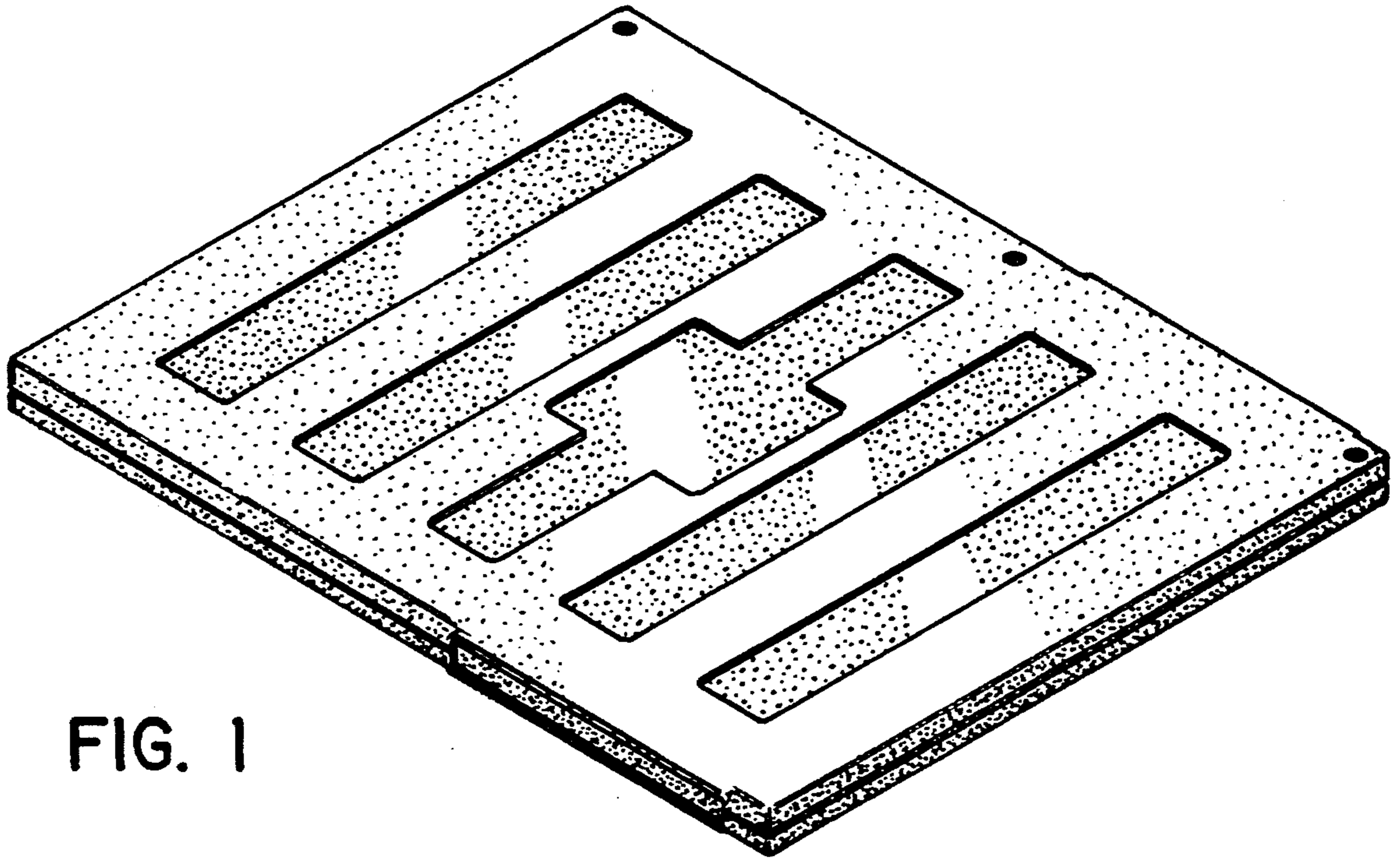


FIG. 1

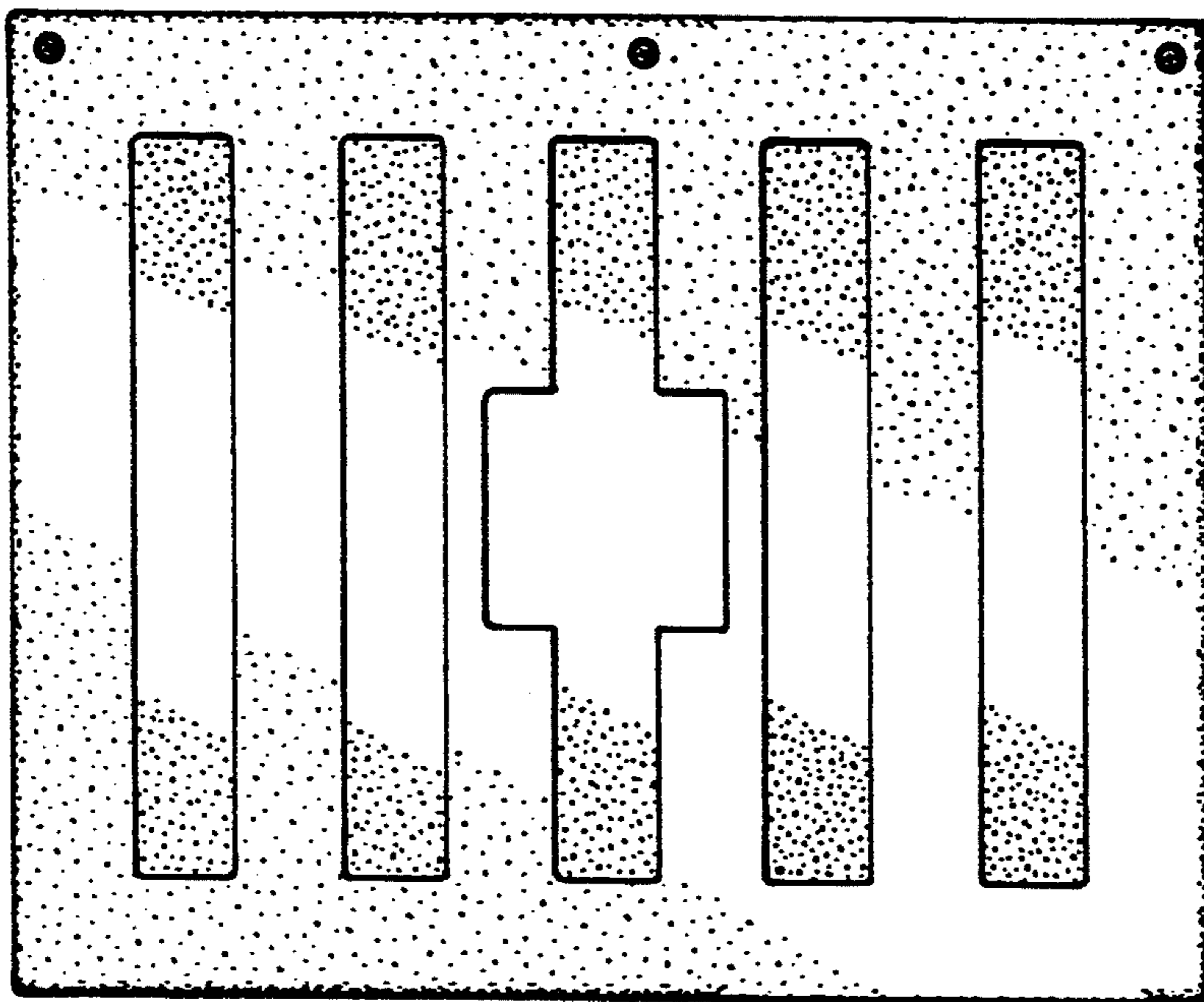


FIG. 2



FIG. 4




FIG. 3



FIG. 5

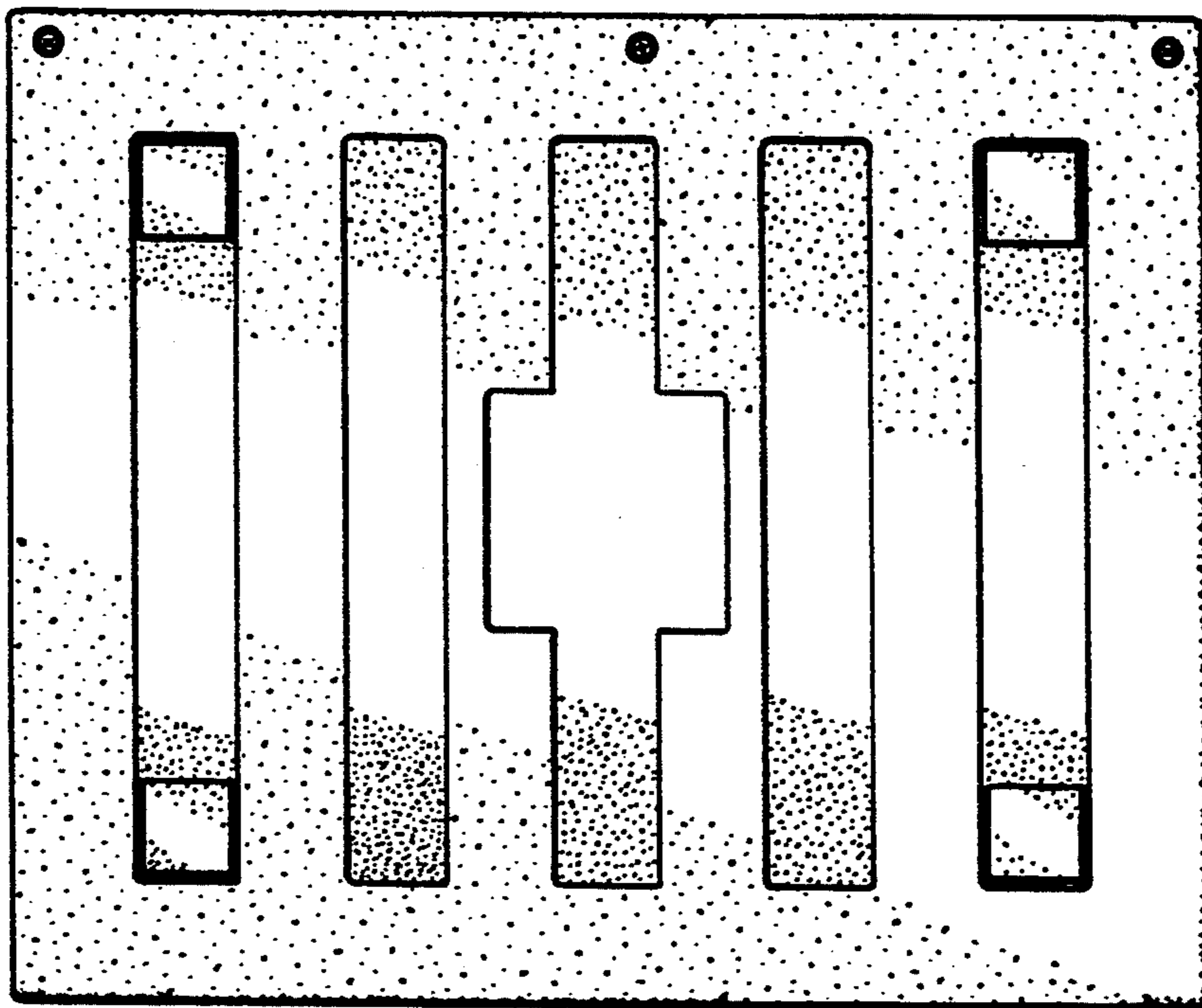


FIG. 6