



US00D356981S

# United States Patent [19]

[11] Patent Number: **Des. 356,981**

**Bennett**

[45] Date of Patent: **\*\* Apr. 4, 1995**

[54] **HAULER**

[76] Inventor: **Nancy Bennett**, 153 Bishops Land, Southampton, N.Y. 11968

[\*\*] Term: **14 Years**

[21] Appl. No.: **20,671**

[22] Filed: **Mar. 30, 1994**

[52] U.S. Cl. .... **D12/11; D34/12**

[58] Field of Search ..... **D12/11; D34/12, 24, D34/27; 280/18, 19, 20, 652**

[56] **References Cited**

**U.S. PATENT DOCUMENTS**

D. 317,734	6/1991	Cunha et al. ....	D12/11
D. 333,899	3/1993	Caceres .....	D34/12
2,783,052	2/1957	Wall .....	280/20
3,863,946	2/1975	Dotson .....	280/652
3,938,819	2/1976	Martin .....	280/19
4,173,351	11/1979	Hetland .....	280/19
5,211,434	5/1993	Lanava .....	280/19

*Primary Examiner*—Kay H. Chin  
*Attorney, Agent, or Firm*—Michael I. Kroll

[57] **CLAIM**

The ornamental design for a hauler, as shown and described.

**DESCRIPTION**

FIG. 1 is a front and bottom perspective view of a hauler in a closed condition showing my new design, the broken lines are for illustrative purposes only and form no part of the claimed design;

FIG. 2 is a rear perspective view thereof;

FIG. 3 is a front elevational view thereof;

FIG. 4 is a rear elevational view thereof;

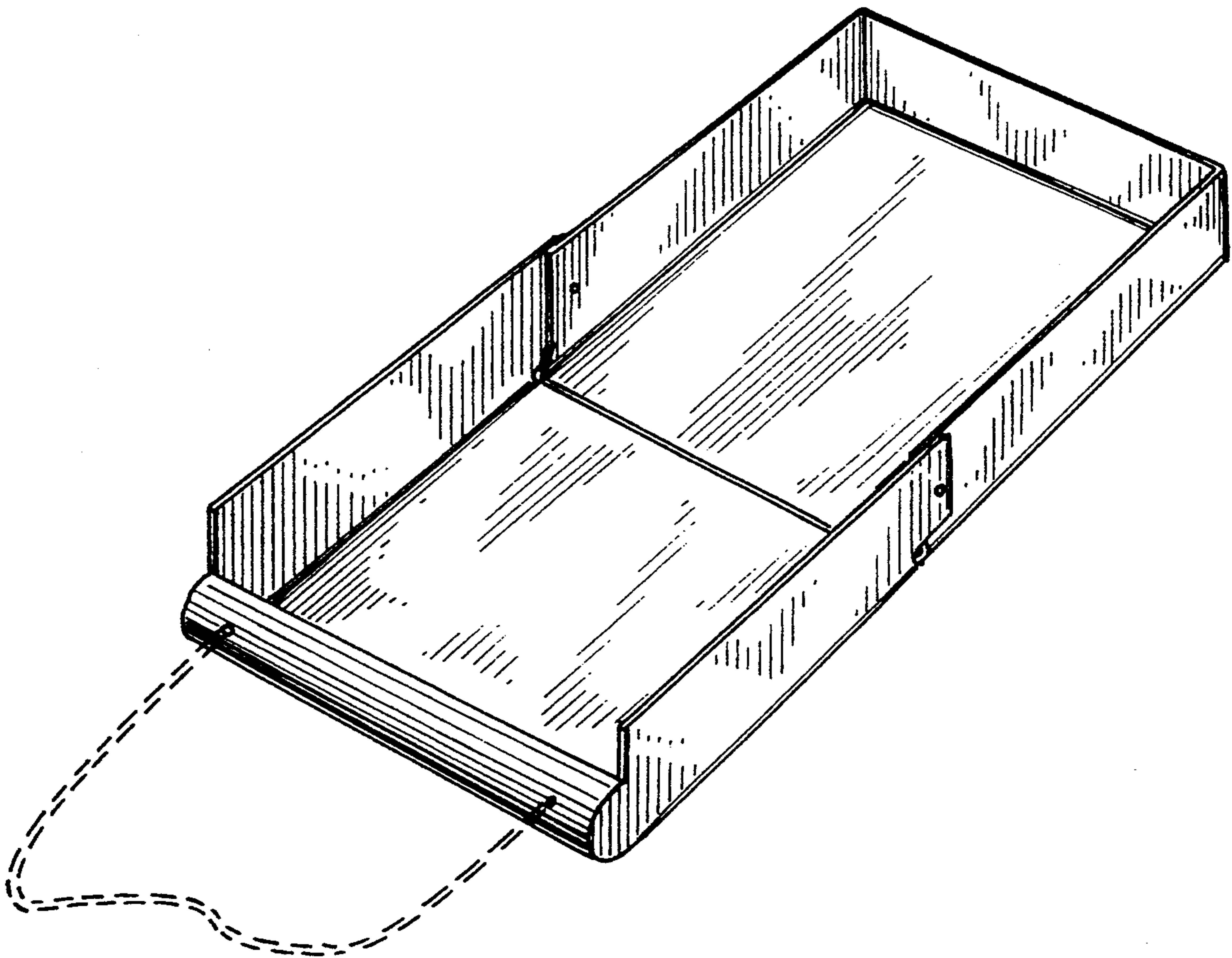
FIG. 5 is a side elevational view thereof, the opposite side view being identical;



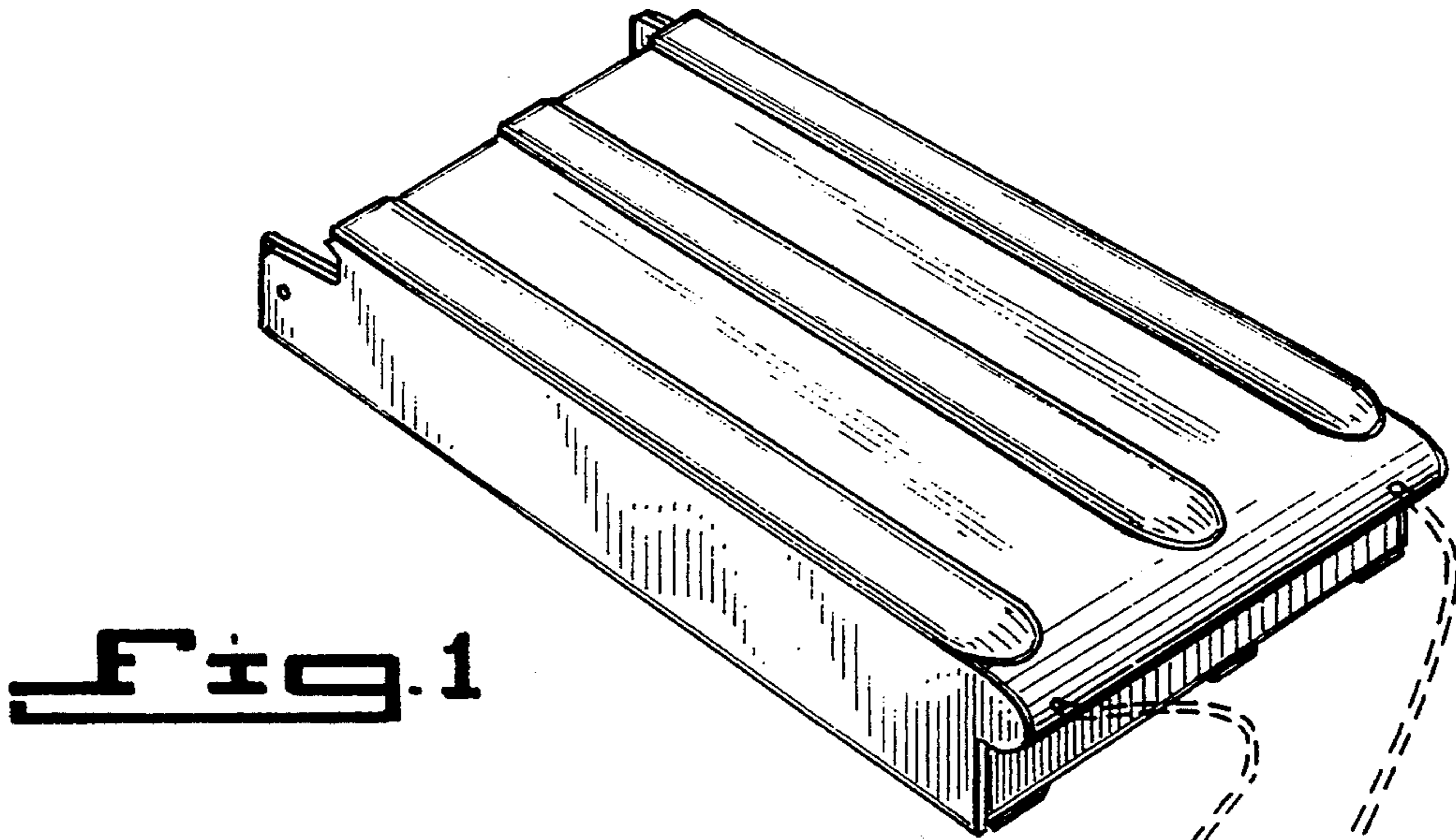
FIG. 6 is a front and bottom perspective view of the hauler in an open condition;

FIG. 7 is a front elevational view of FIG. 6;

FIG. 8 is a rear elevational view of FIG. 6; and,

FIG. 9 is a front and top perspective view of FIG. 6.








Fig. 6




Fig. 7



Fig. 8

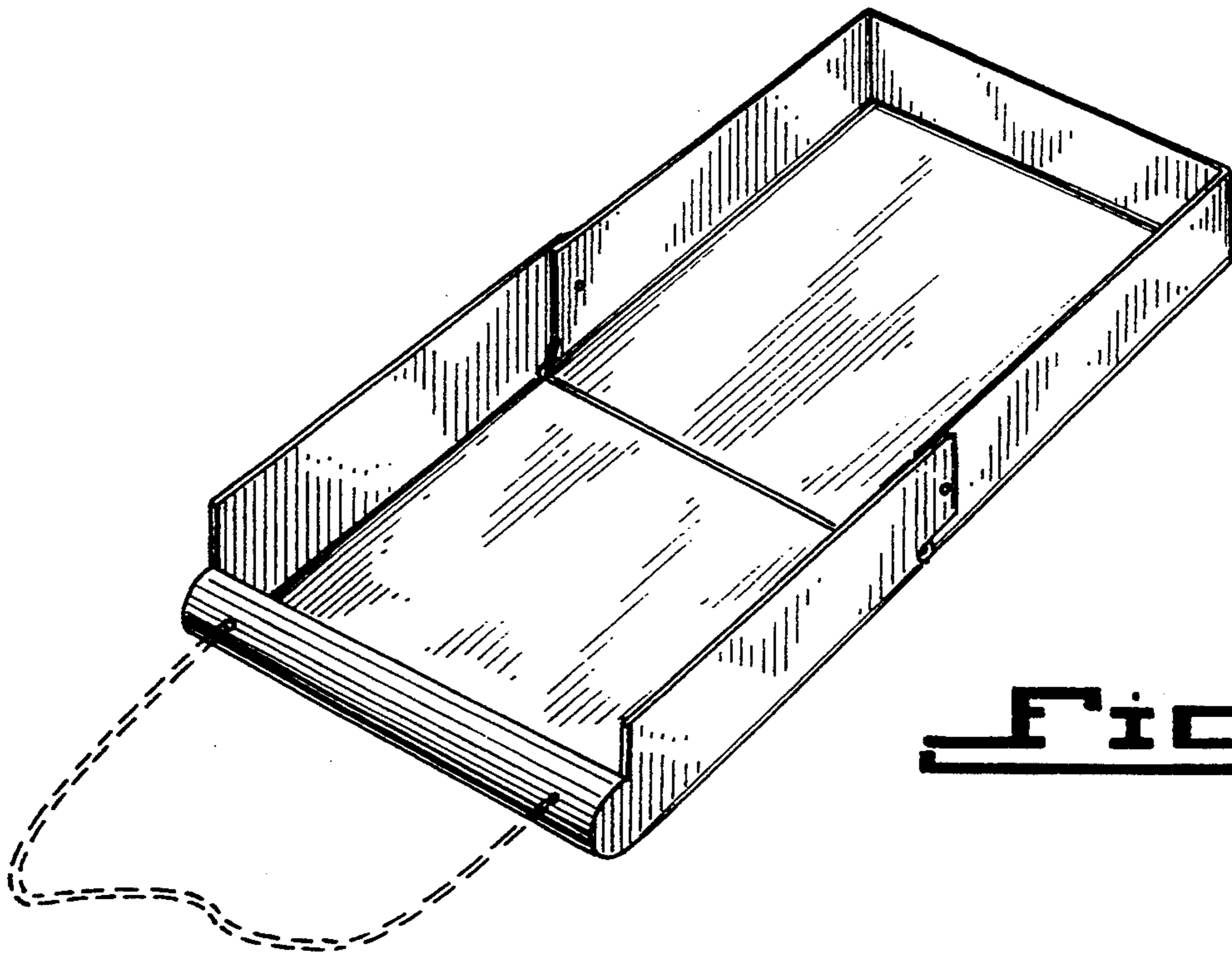


Fig. 9