



US00D356979S

United States Patent [19]

[11] Patent Number: **Des. 356,979**

Rahr

[45] Date of Patent: **** Apr. 4, 1995**

[54] VASE

[56] References Cited

[76] Inventor: **Peter N. Rahr**, 19 Corinne Road,
Tufnell Park, London, England, N19
5EZ

U.S. PATENT DOCUMENTS

D. 287,821	1/1987	Holewinski et al.	D9/455 X
3,992,811	11/1976	Yellin	47/69
4,035,951	7/1977	Dedolph	47/66 MD
4,075,786	2/1978	Vanzyl	D11/145 X
4,176,620	12/1979	Kassos	47/69 X

[**] Term: **14 Years**

FOREIGN PATENT DOCUMENTS

1196189 11/1985 Canada 47/79

[21] Appl. No.: **15,686**

Primary Examiner—Louis S. Zarfaz
Assistant Examiner—Monica A. Hannon
Attorney, Agent, or Firm—Warren L. Franz; James H.
Beusse

[22] Filed: **Nov. 24, 1993**

[57] **CLAIM**

The ornamental design for a vase, as shown and described.

[30] **Foreign Application Priority Data**

May 26, 1993 [GB] United Kingdom 2031326

[52] U.S. Cl. **D11/155; D11/143**

[58] **Field of Search** D7/509, 523, 547;
D9/452, 453, 454, 455, 456; D11/143, 145, 146,
148, 152, 153, 154, 155, 156, 164; 47/41.11,
41.12, 41.13, 41.14, 41.15, 66 A, 66 B, 66 C, 66
D, 66 I, 66 MD, 69 T, 79; 362/161, 162, 163;
431/126, 288, 289, 291; D26/9, 11

DESCRIPTION

FIG. 1 is a front elevational view of a vase showing my new design, the rear, right side and left side elevational views thereof being identical;

FIG. 2 is a perspective view thereof;

FIG. 3 is a top plan view thereof; and,

FIG. 4 is a bottom plan view thereof.

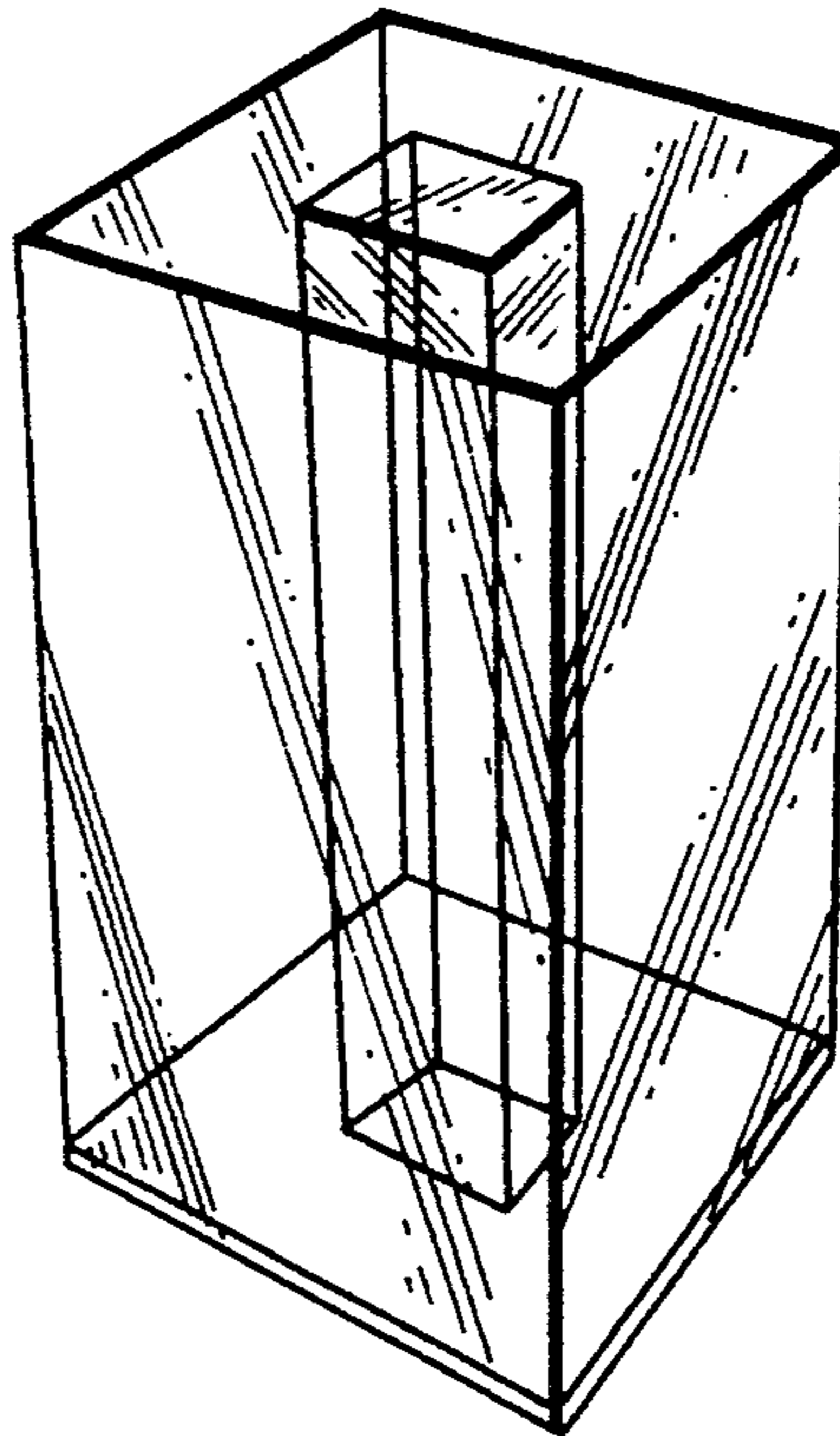


FIG. 1

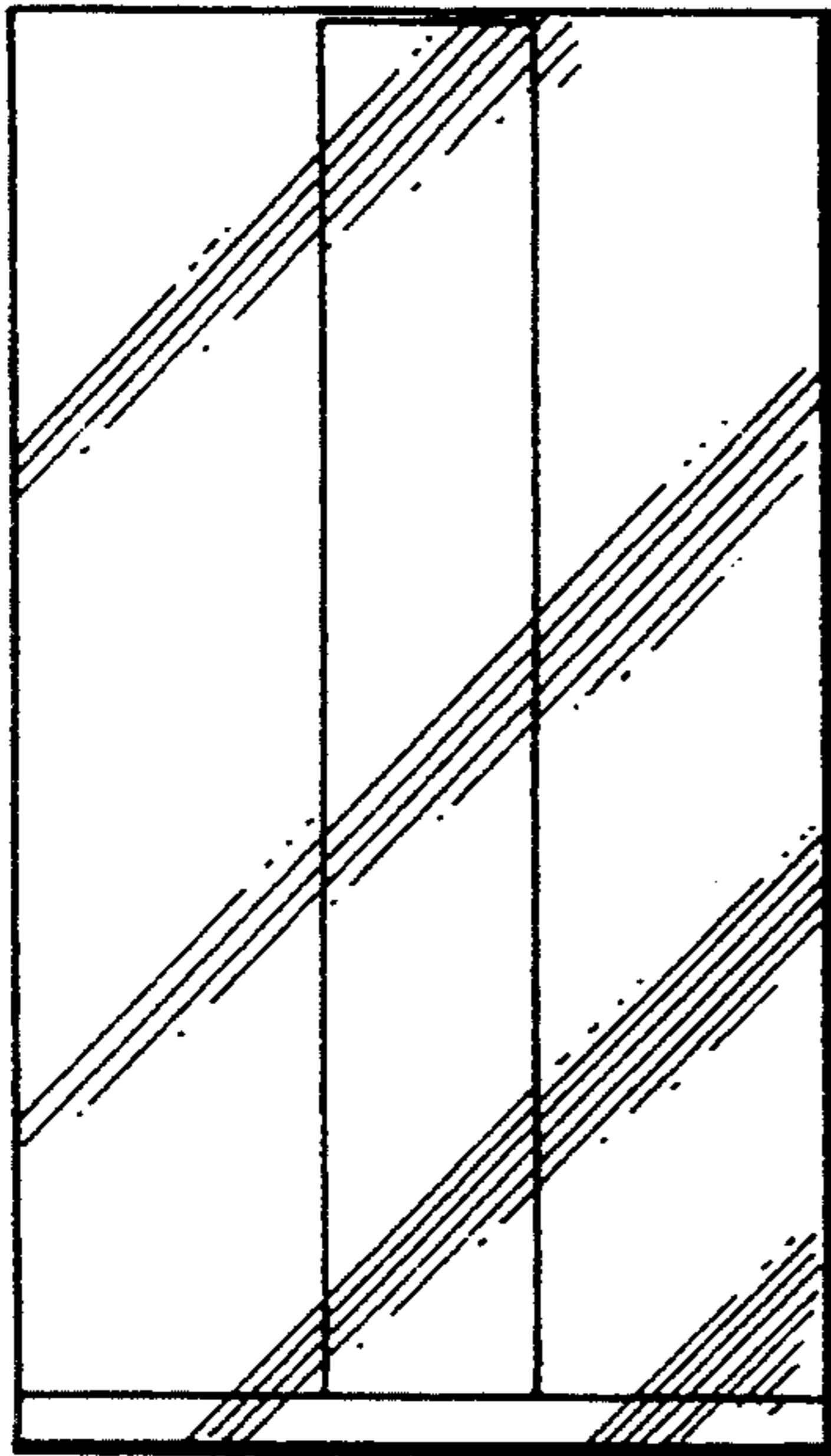


FIG. 2

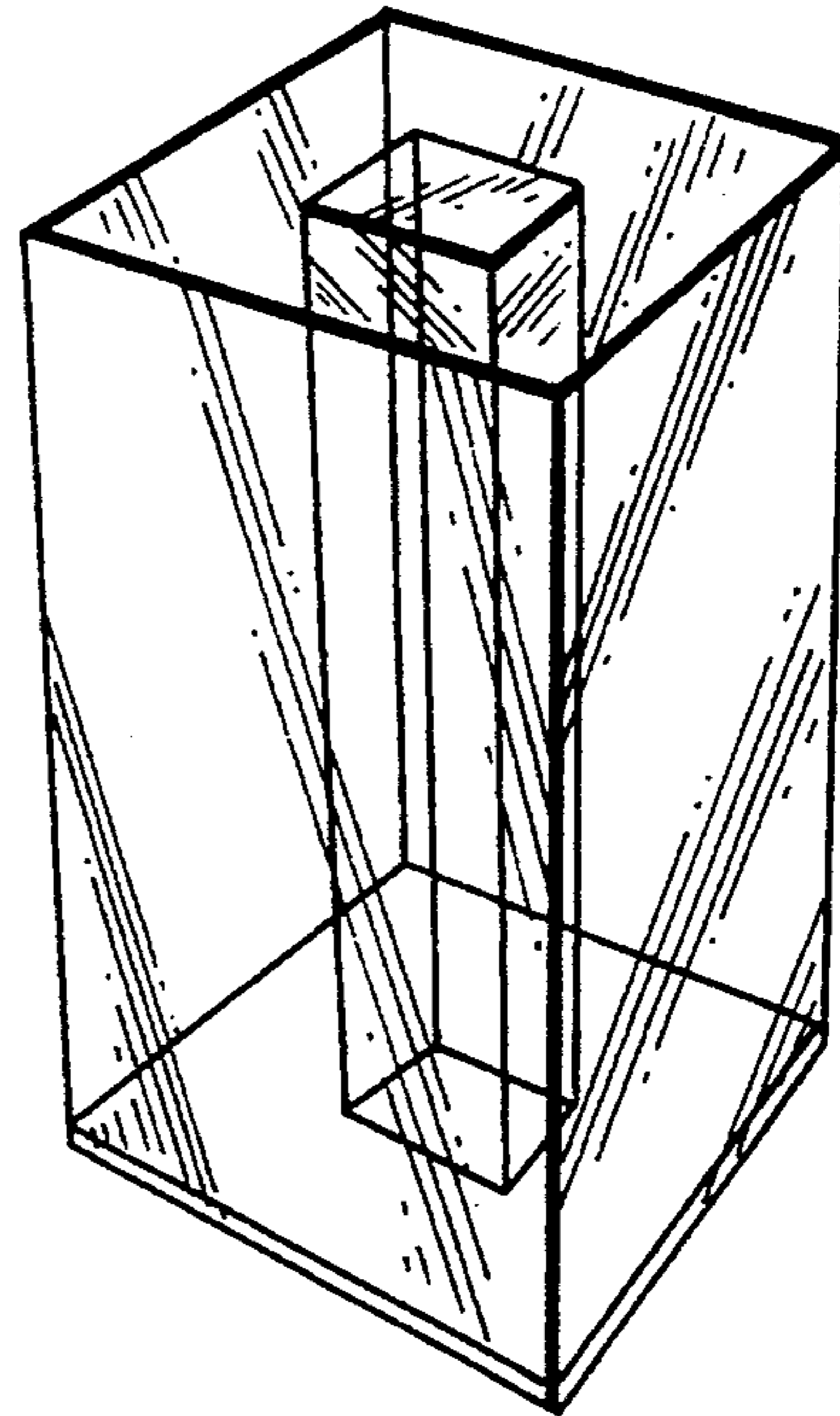


FIG. 3

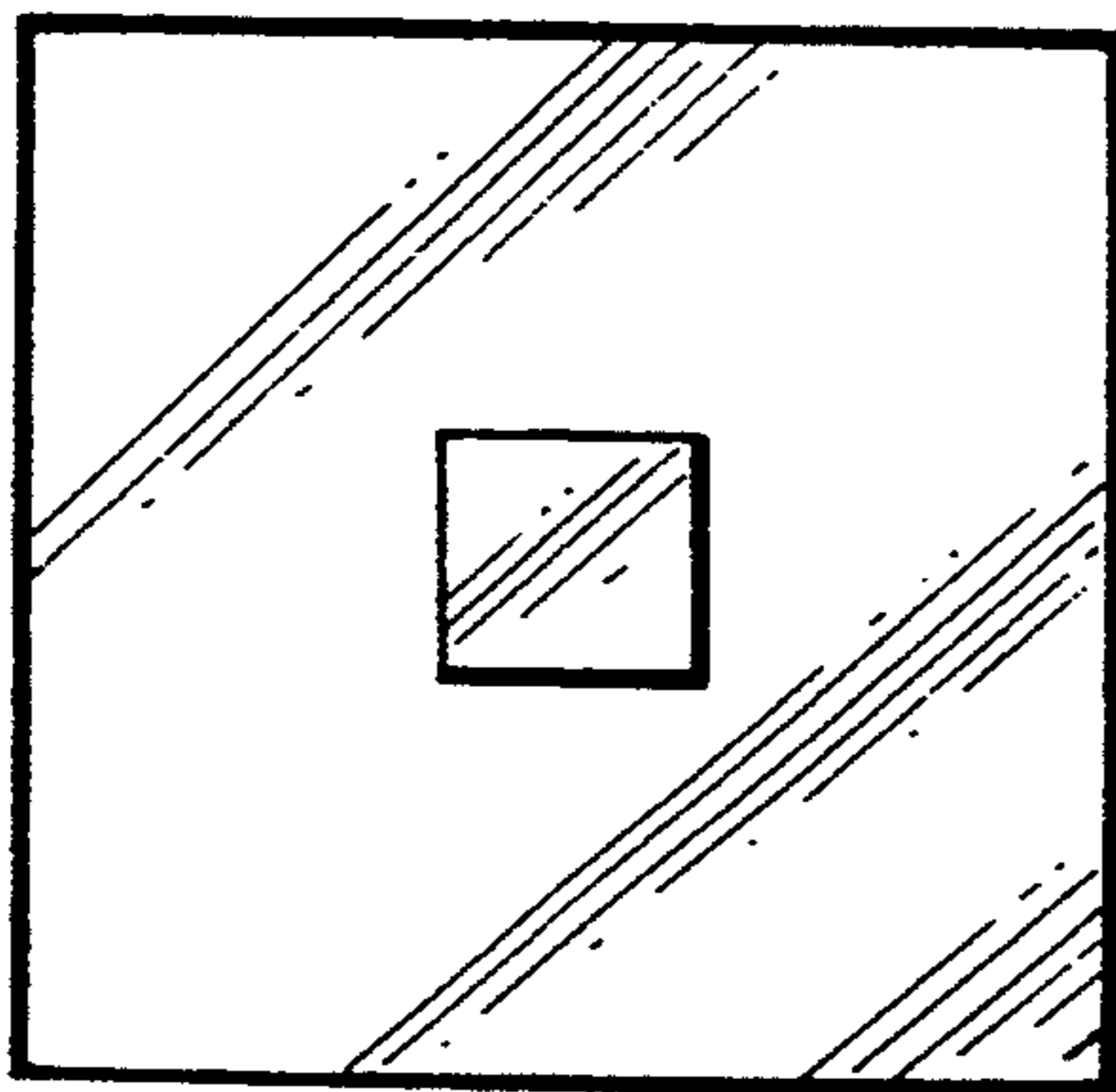


FIG. 4

