



US00D356975S

# United States Patent [19]

[11] Patent Number: **Des. 356,975**

McNally

[45] Date of Patent: **\*\* Apr. 4, 1995**

[54] **EXPANSION BRACELET**

[75] Inventor: **John J. McNally, Warwick, R.I.**

[73] Assignee: **Textron Inc., Providence, R.I.**

[\*\*] Term: **14 Years**

[21] Appl. No.: **20,685**

[22] Filed: **Mar. 31, 1994**

[52] U.S. Cl. .... **D11/24**

[58] Field of Search ..... **D11/1-3, D11/12, 19-25, 202, 93; 59/78-82, 84, 90-92, 79-81; D10/30-39; 63/1.1-11, 26**

D. 217,280 4/1970 Poon ..... D11/21  
 D. 304,432 11/1989 Cowan ..... D11/25  
 D. 349,866 8/1944 McNally ..... D11/24

*Primary Examiner*—Ralf T. Seifert  
*Attorney, Agent, or Firm*—Samuels, Gauthier & Stevens

### [57] CLAIM

The ornamental design for an expansion bracelet, as shown and described.


### DESCRIPTION


FIG. 1 is a top plan view of an expansion bracelet showing my new design;  
 FIG. 2 is a bottom plan view thereof;  
 FIG. 3 is a side elevational view thereof;  
 FIG. 4 is an enlarged end view thereof; and,  
 FIG. 5 is a partial enlarged top plan view showing several adjacent top shells thereof.

[56] **References Cited**


**U.S. PATENT DOCUMENTS**

45,064 12/1913 Heilborn ..... D11/202  
 D. 168,240 11/1952 Rodriguez ..... D11/24





*FIG. 1*

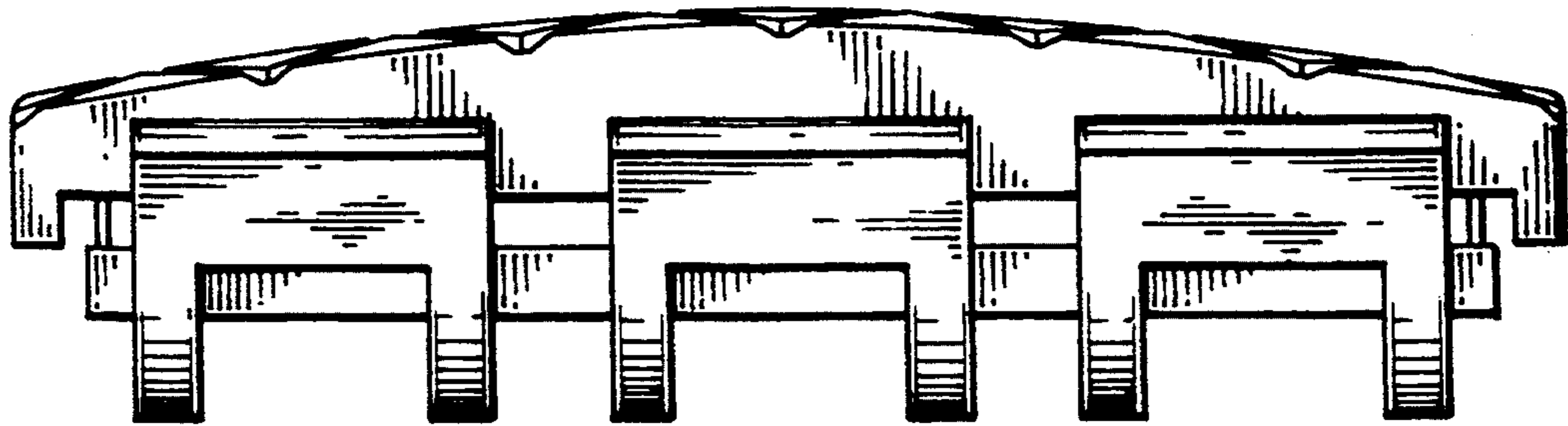


*FIG. 2*




*FIG. 3*





*FIG. 4*



*FIG. 5*