



US00D356974S

United States Patent [19]

[11] Patent Number: **Des. 356,974**

Morelli et al.

[45] Date of Patent: **** Apr. 4, 1995**

[54] **EXPANSION BRACELET**

D. 167,990	10/1952	Krust	D11/21
D. 168,597	1/1953	Saccone	D11/21
D. 335,103	4/1993	Bichi	D11/19
2,338,332	1/1944	Jaten	63/5.1

[75] Inventors: **Francesco C. Morelli, Milano, Italy;**
George T. Butler, Warwick, R.I.

[73] Assignee: **Swatch Ltd., Switzerland**

Primary Examiner—Ralf T. Seifert
Attorney, Agent, or Firm—Samuels, Gauthier & Stevens

[**] Term: **14 Years**

[57] **CLAIM**

[21] Appl. No.: **20,029**

The ornamental design for an expansion bracelet, as shown and described.

[22] Filed: **Mar. 16, 1994**

[52] U.S. Cl. **D11/23; D11/19**

DESCRIPTION

[58] **Field of Search** **D11/1-6,**
D11/12-25, 93-94; D10/30-39; 63/1.1, 2, 3, 4,
5.1, 5.2, 6, 7; 59/80-88, 90; 224/171, 173, 175

FIG. 1 is a top plan view of an expansion bracelet showing my new design;

FIG. 2 is a bottom plan view thereof;

FIG. 3 is a side elevational view thereof;

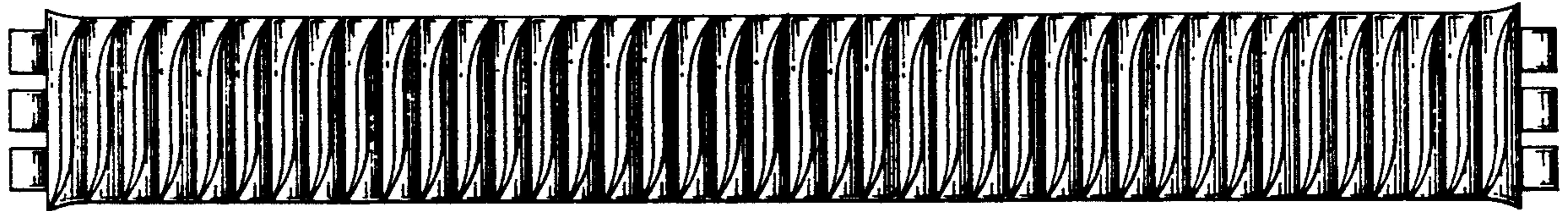
FIG. 4 is an enlarged end view thereof; and,

FIG. 5 is a partial enlarged top plan view showing several adjacent top shells thereof.

[56] **References Cited**

U.S. PATENT DOCUMENTS

D. 161,963 2/1951 Ritter D11/22






FIG. 1




FIG. 2



FIG. 3




FIG. 4

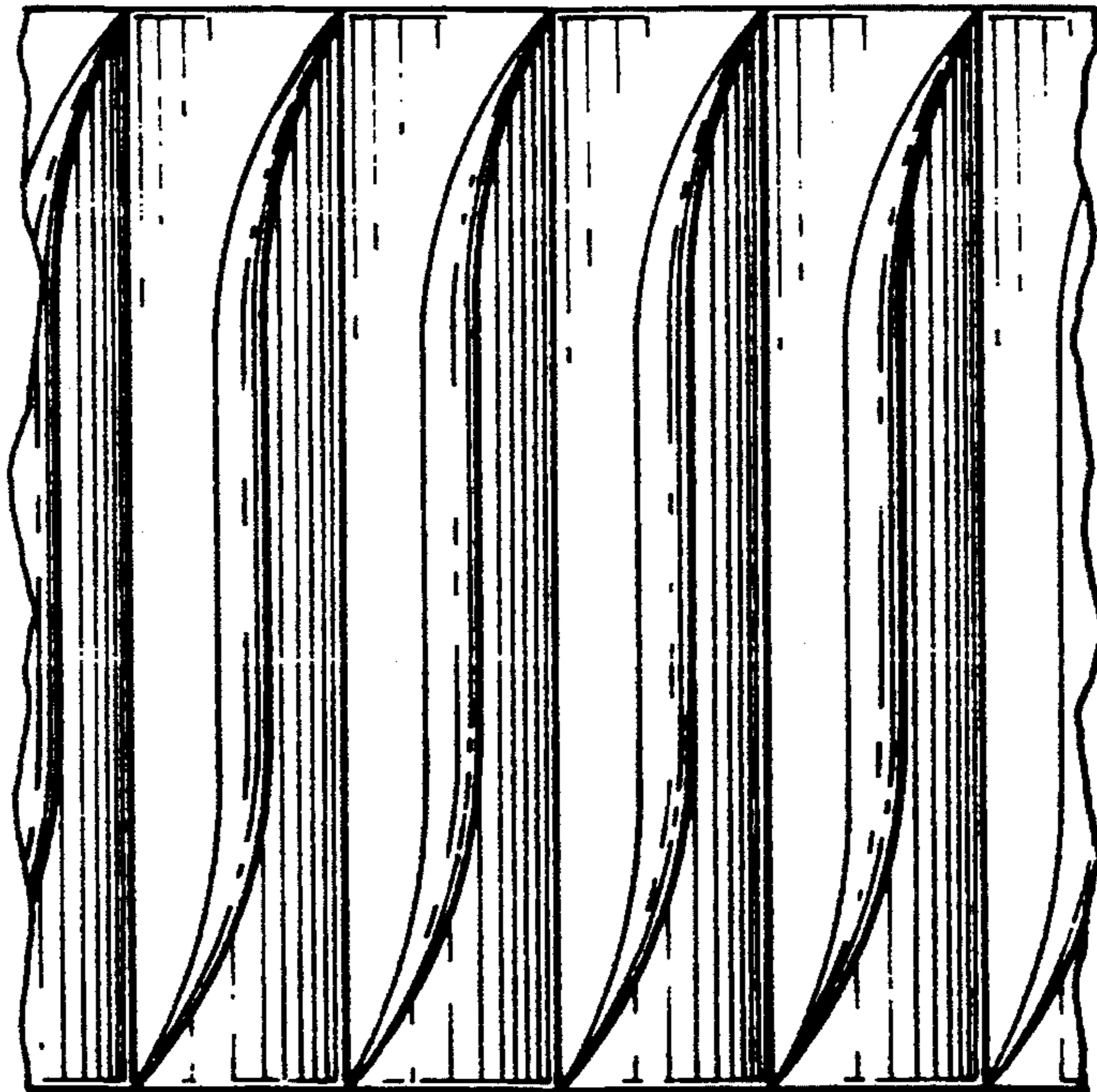


FIG. 5