



US00D356971S

# United States Patent [19]

[11] Patent Number: **Des. 356,971**

Newman

[45] Date of Patent: **\*\* Apr. 4, 1995**

[54] WATCH BEZEL

D. 315,319	3/1991	Schoepfer	.....	D10/128
D. 327,660	7/1992	Waugh	.....	D11/26 X
880,897	3/1908	Lloyd	.....	368/294

[75] Inventor: **Martin Newman**, New Rochelle, N.Y.

[73] Assignee: **Gruen Marketing Corporation**, Exeter, Pa.

[\*\*] Term: **14 Years**

[21] Appl. No.: **756,149**

[22] Filed: **Sep. 6, 1991**

[52] U.S. Cl. .... **D10/128; D10/122**

[58] Field of Search ..... **D11/1-13, D11/15-18, 26; D10/1-40, 122-132; 368/82-84, 223-238, 239-242, 276, 277, 280-282, 285, 294, 318, 322, 323**

### OTHER PUBLICATIONS

Swiss Watch and Jewelry Journal, Jan. 1986, p. 35, see circled watch-page center.

Vogue Magazine, Oct. 1986, see circled watch upper right.

*Primary Examiner*—Martie Thompson

*Attorney, Agent, or Firm*—Steven H. Bazerman

### [57] CLAIM

The ornamental design for a watch bezel, as shown and described.

### DESCRIPTION

FIG. 1 is a top plan view of a watch bezel showing my new design;

FIG. 2 is a typical side elevational view;

FIG. 3 is a bottom plan view; and,

FIG. 4 is an enlarged, fragmentary cross-sectional view taken in the direction of arrows 4—4 in FIG. 1.

### [56] References Cited

#### U.S. PATENT DOCUMENTS

D. 168,209	11/1952	Bulova	.....	D10/39 X
D. 262,198	12/1981	Barr	.....	D10/38 X
D. 265,637	8/1982	Barr	.....	D11/6

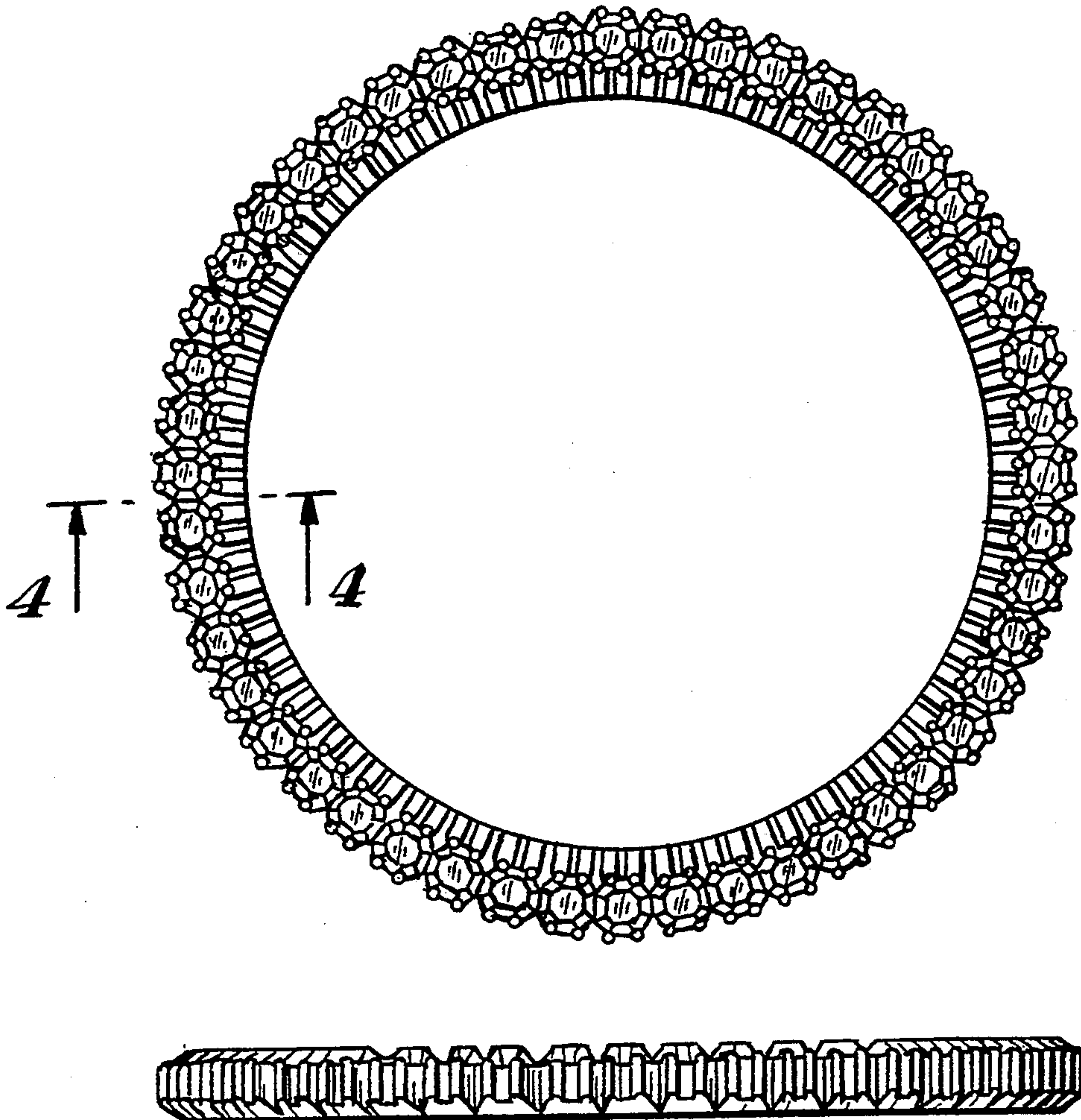


FIG. 1

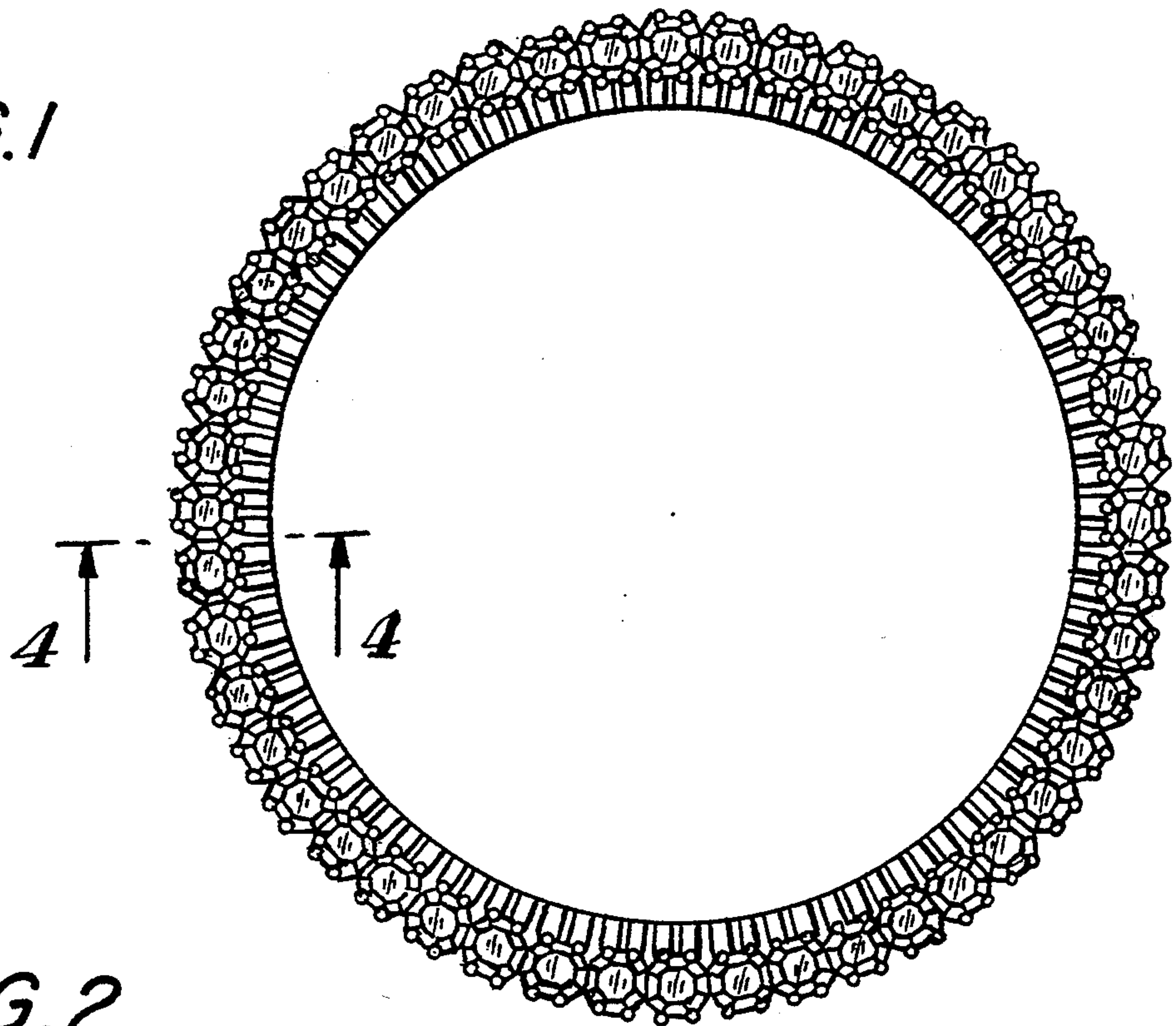


FIG. 2



FIG. 3

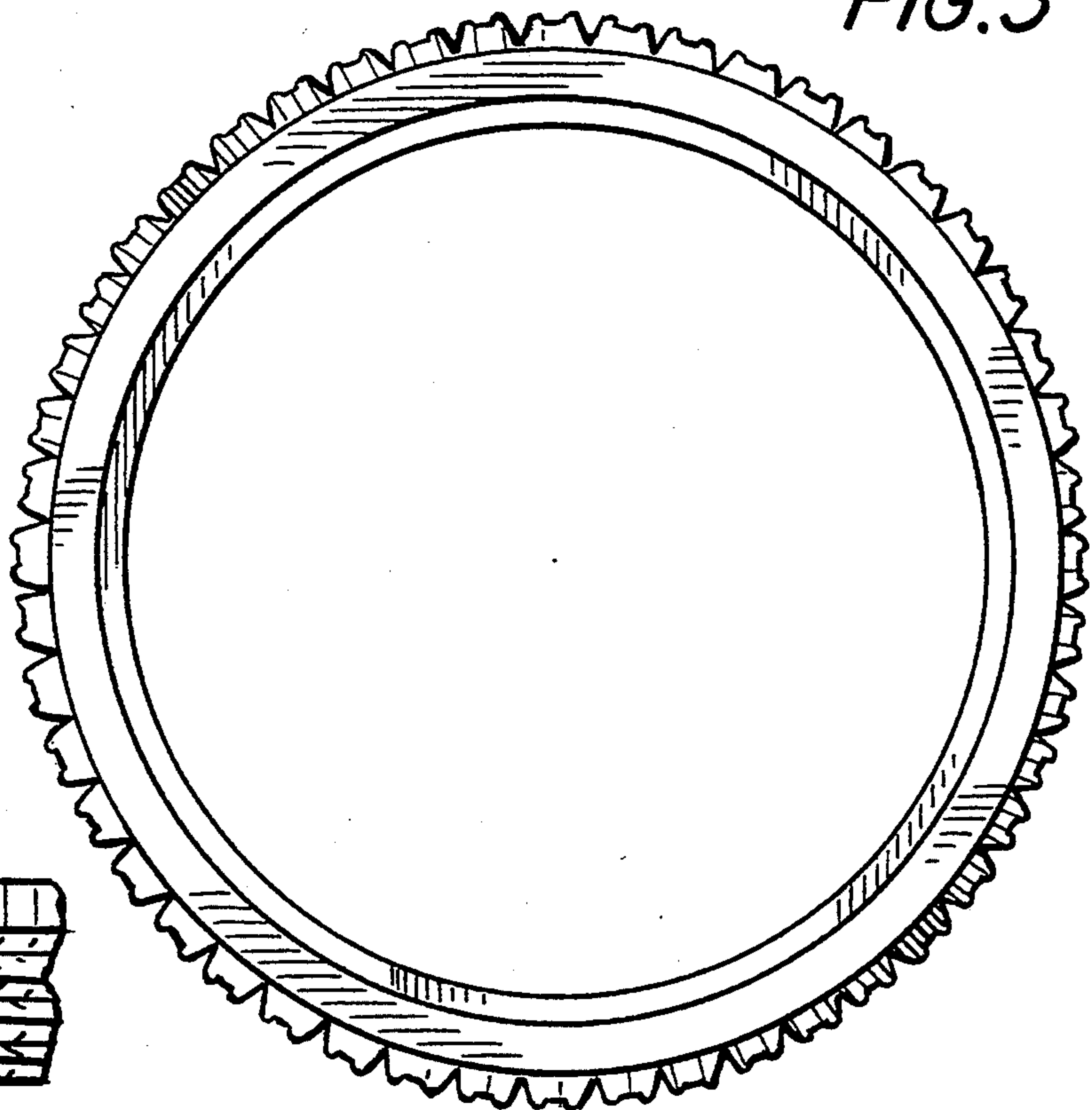


FIG. 4

