



US00D356960S

# United States Patent [19]

[11] Patent Number: **Des. 356,960**

**Courteault**

[45] Date of Patent: **\*\* Apr. 4, 1995**

## [54] WATCH WITH BAND PORTIONS

[75] Inventor: **M. Pascal Courteault**, Paris, France

[73] Assignee: **Societe Nouvelle Chaumet S.A.**, Paris, France

[\*\*] Term: **14 Years**

[21] Appl. No.: **4,360**

[22] Filed: **Feb. 3, 1993**

[52] U.S. Cl. .... **D10/39**

[58] Field of Search ..... **D10/1-40, D10/122-132; 368/280-282, 276-277, 285**

### [56] References Cited

#### U.S. PATENT DOCUMENTS

D. 173,724 12/1954 Ducommun ..... D10/30

#### OTHER PUBLICATIONS

*Swiss Watch & Jewelry Journal*—Feb. 1989 p. 565—  
Watch at Bottom Right.

*European Jeweler*—(G.Z.)—un. 1983—p. 47—Watch-  
/Dial at Bottom Right.

*Swiss Watch & Jewelry Journal*—Feb. 1989 p. 569—  
Watch at Bottom Right.

*Swiss Watch & Jewelry Journal*—Feb. 1989 p. 475—All  
Watches.

*Primary Examiner*—Nelson C. Holtje  
*Attorney, Agent, or Firm*—Steven H. Bazerman

### [57] CLAIM

The ornamental design for a watch with band portions,  
as shown and described.

### DESCRIPTION

FIG. 1 is a front plan view of the watch with band  
portions bearing my ornamental design;


FIG. 2 is a back plan view of the watch bearing my  
ornamental design;

FIG. 3 is a side view of the watch bearing my ornamen-  
tal design;


FIG. 4 is an opposite side view of the watch bearing my  
ornamental design;

FIG. 5 is a front perspective view of the watch bearing  
my ornamental design; and,

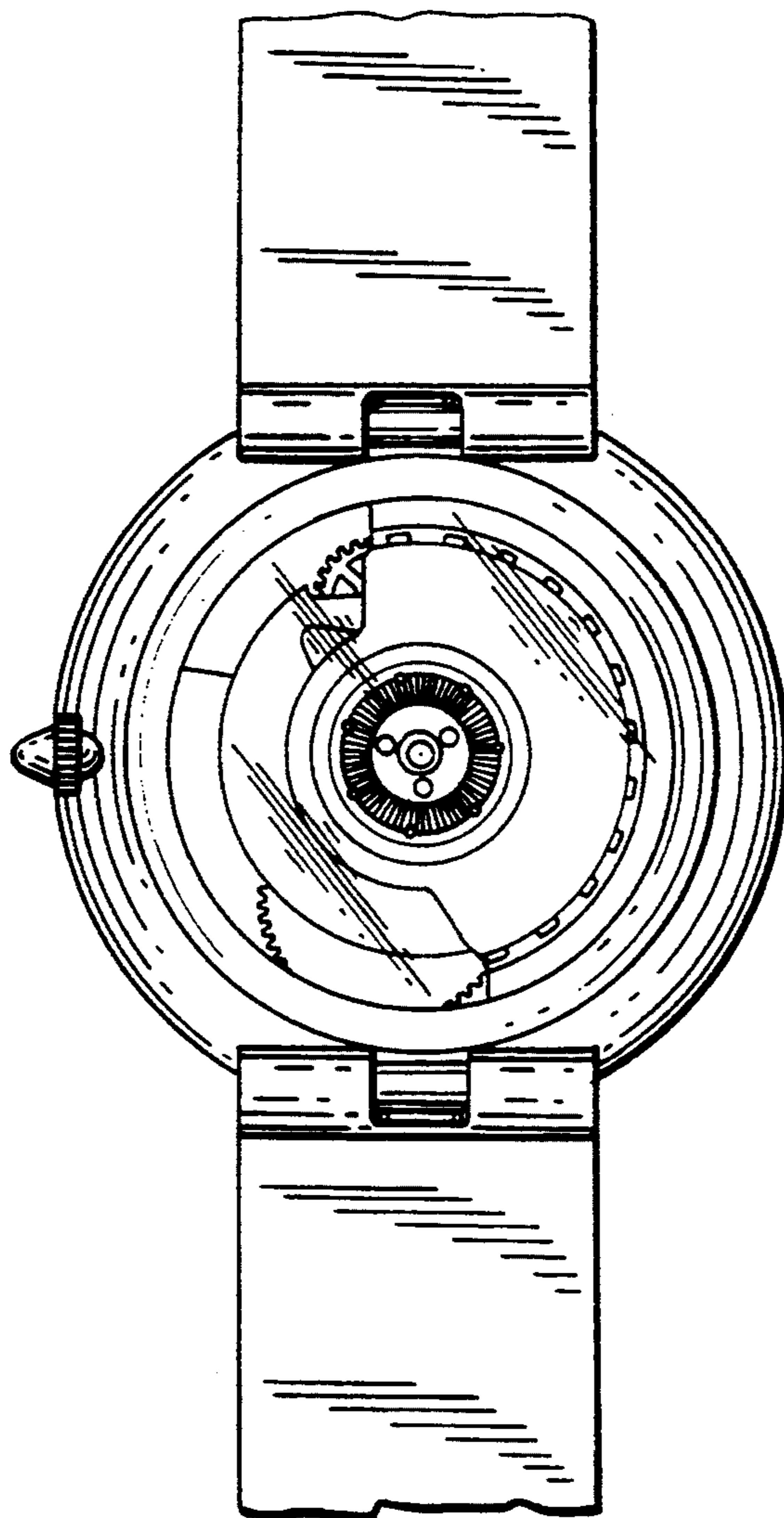
FIG. 6 is a side perspective view of the watch bearing  
my ornamental design.



*FIG. 1*




*FIG. 2*




*FIG. 3*



*FIG. 4*



*FIG. 5*



*FIG. 6*

