



US00D356957S

United States Patent [19]

[11] Patent Number: **Des. 356,957**

Burgener

[45] Date of Patent: **** Apr. 4, 1995**

[54] **WRISTWATCH**

[75] Inventor: **Eddy Burgener**, Moutier, Switzerland

[73] Assignee: **Roventa-Henex SA**, Bienne, Switzerland

[**] Term: **14 Years**

[21] Appl. No.: **9,020**

[22] Filed: **Jun. 3, 1993**

[30] **Foreign Application Priority Data**

Dec. 9, 1992 [CH] Switzerland 120147

[52] U.S. Cl. **D10/32; D10/126**

[58] Field of Search D10/1-40,
D10/122-132; 368/223, 228, 232, 276-277,
280, 282, 285; D11/1-3, 5-7, 16-19; 63/1.1, 2.5

[56] **References Cited**

U.S. PATENT DOCUMENTS

D. 172,992 9/1954 Schwankhaus D10/38

D. 251,055 2/1979 Sulek D10/38

D. 315,104 3/1991 Sugano D10/30

D. 321,835 11/1991 Hirabayashi D10/39

D. 327,851 7/1992 Bizsson D10/39

D. 337,277 7/1993 Scarinzi D10/39

OTHER PUBLICATIONS

European Jeweler (U.Z.)—Sep. 1986—p. 32—Watch at bottom-left.

Hong Kong Enterprise—Mar. 1987—p. 86—Watch/bands at center and right.

Swiss Watch & Jewelry Journal—Jun. 1979, p. 545—Watch.

Jeweler's Circular-Keystone—Feb. 1982, p. 41—Watch W/Band at center-right.

Primary Examiner—Nelson C. Holtje

Attorney, Agent, or Firm—Bacon & Thomas

[57] **CLAIM**

The ornamental design for a wristwatch, as shown and described.

DESCRIPTION

FIG. 1 is a front perspective view of a wristwatch showing my new design;

FIG. 2 is a front elevational view thereof;

FIG. 3 is a rear elevational view thereof;

FIG. 4 is a right side elevational view thereof;

FIG. 5 is a left side elevational view thereof;

FIG. 6 is a bottom plan view thereof; and,

FIG. 7 is a top plan view thereof.






FIG. 1




FIG. 2

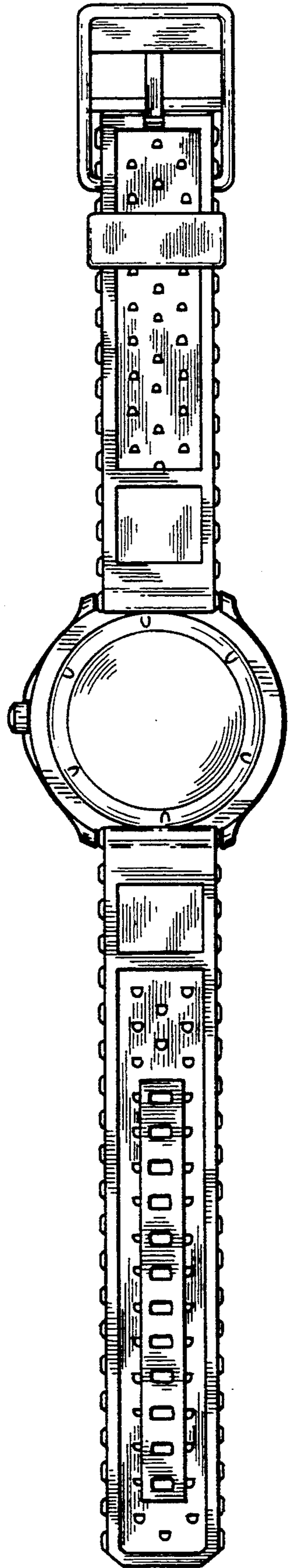


FIG. 3

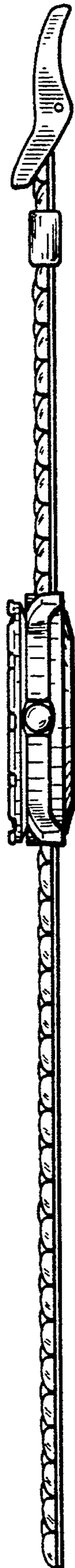


FIG. 4



FIG. 5



FIG. 6



FIG. 7