



US00D356953S

# United States Patent [19]

[11] Patent Number: **Des. 356,953**

**Nakamura**

[45] Date of Patent: **\*\* Apr. 4, 1995**

[54] BOTTLE

*Attorney, Agent, or Firm—Oliff & Berridge*

[75] Inventor: **Yoshinori Nakamura, Ueda, Japan**

[57] **CLAIM**

[73] Assignee: **Nissei ASB Machine Co., Ltd., Nagano, Japan**

The ornamental design for a bottle, as shown and described.

[\*\*] Term: **14 Years**

### DESCRIPTION

[21] Appl. No.: **2,373**

FIG. 1 is a front view of the inventive design for a bottle;

[22] Filed: **Dec. 10, 1992**

FIG. 2 is a rear view of the bottle of FIG. 1;

### [30] Foreign Application Priority Data

Jun. 19, 1992 [JP] Japan ..... 4-18185

[52] U.S. Cl. .... **D9/560; D9/567; D9/570**

FIG. 3 is a top plan view of the bottle of FIG. 1;

FIG. 4 is a bottom view of the bottle of FIG. 1;

FIG. 5 is a left side view of the bottle of FIG. 1;

FIG. 6 is a right side view of the bottle of FIG. 1;

[58] Field of Search ..... **D9/570, 567, 554, 557, D9/560, 307; 215/1 R, 1 C**

FIG. 7 is a cross-sectional view of the bottle of FIG. 1 taken along the line 7—7 of FIG. 1;

FIG. 8 is a cross sectional view of the bottle of FIG. 1 taken along line 8—8 of FIG. 1;

FIG. 9 is a front view of another embodiment of the inventive design for a bottle;

### [56] References Cited

#### U.S. PATENT DOCUMENTS

D. 241,317 9/1976 Brackman ..... D9/307

D. 268,324 3/1983 Gautier ..... D9/570 X

D. 327,012 6/1992 Gavala, Jr. et al. .... D9/570 X

FIG. 10 is a rear view of the bottle of FIG. 9;

FIG. 11 is a top plan view of the bottle of FIG. 9;

FIG. 12 is a bottom view of the bottle of FIG. 9;

FIG. 13 is a left side view of the bottle of FIG. 9;

FIG. 14 is a right side view of the bottle of FIG. 9;

FIG. 15 is a cross-sectional end view of the bottle of FIG. 9 taken along the line 15—15 of FIG. 9; and,

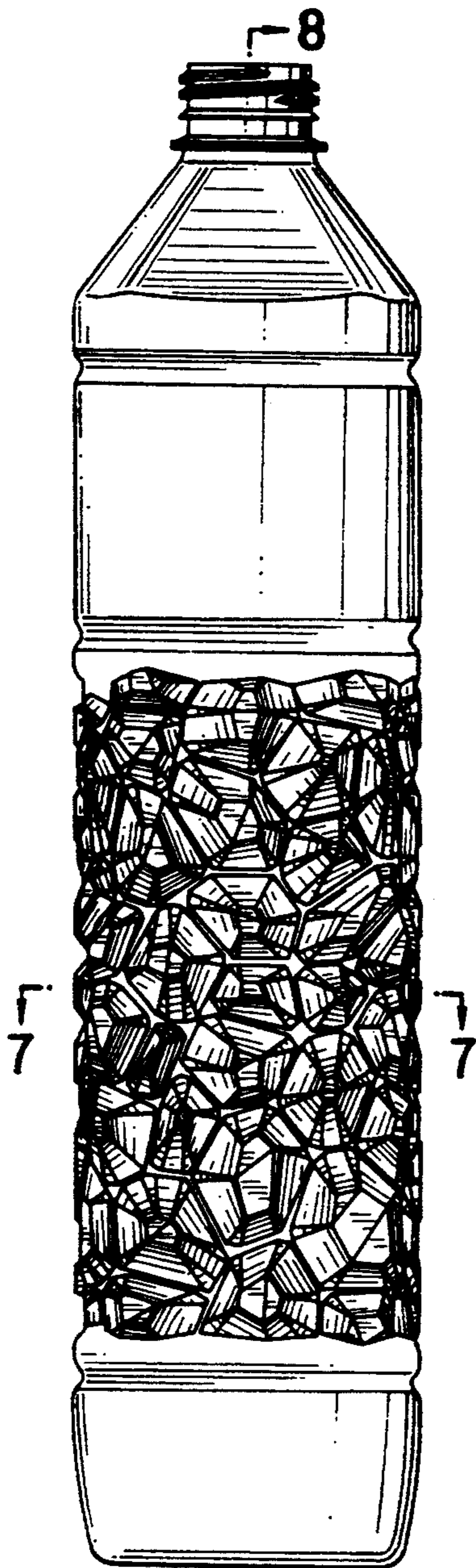
FIG. 16 is a cross sectional view of the bottle of FIG. 9 taken along the line 16—16 of FIG. 9.

#### OTHER PUBLICATIONS

Drug & Cosmetic Industry, Feb. 1983, p. 106, textured bottle, top row, 3rd from right.

*Primary Examiner—Lucy J. Lieberman*





8  
FIG. 1

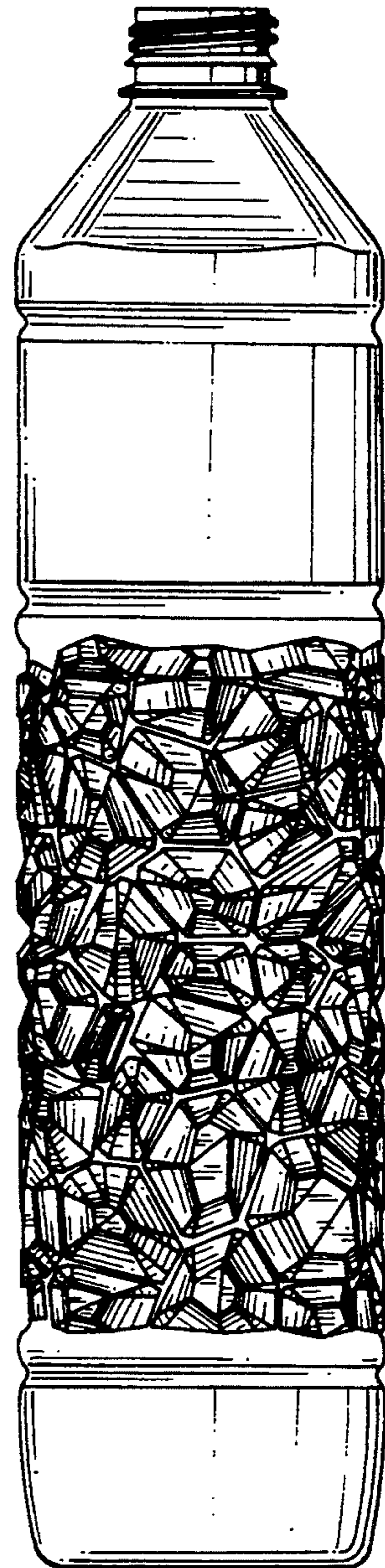


FIG. 2




FIG. 3




FIG. 4




FIG. 5



FIG. 6

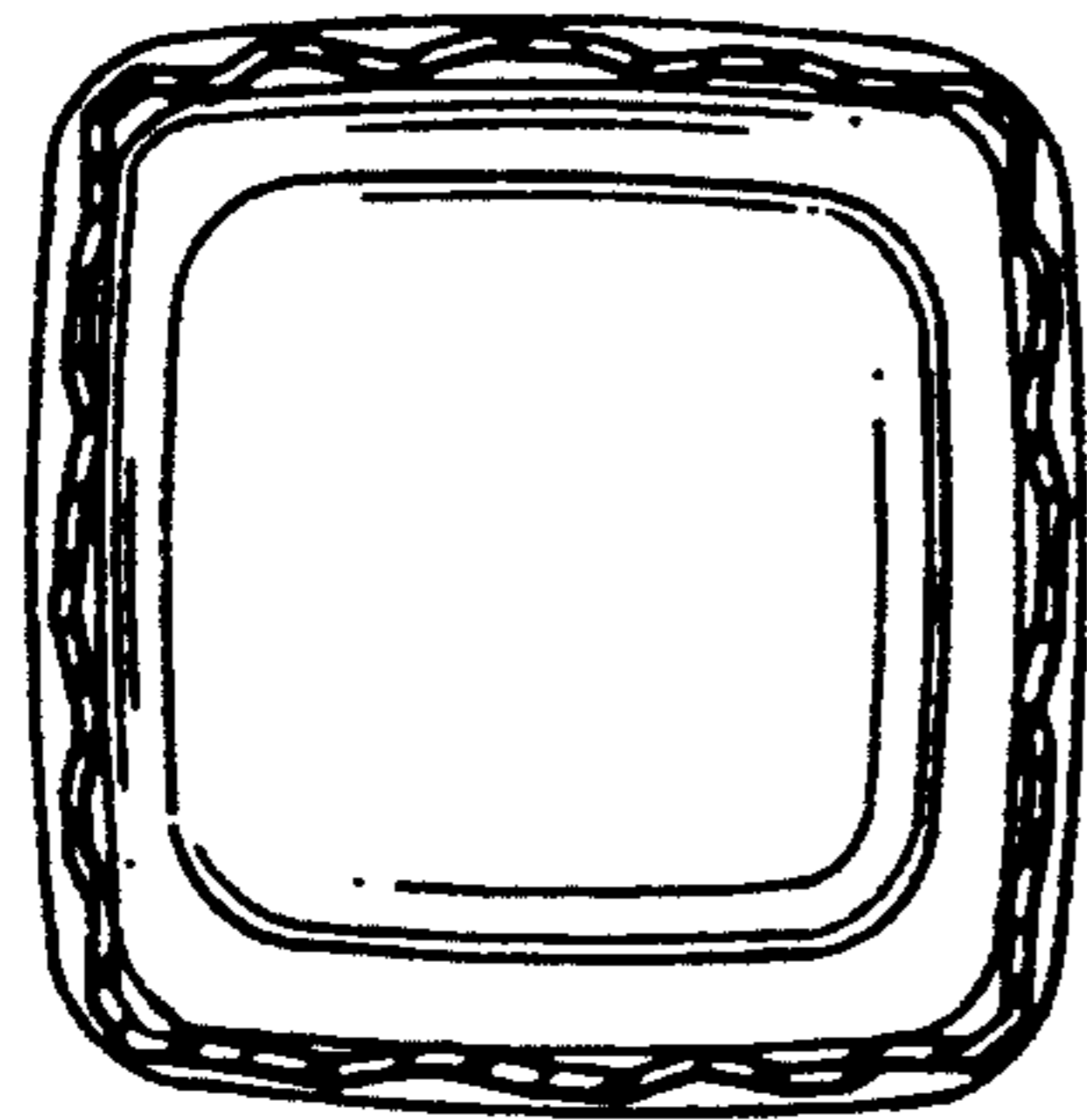


FIG. 7




FIG. 8

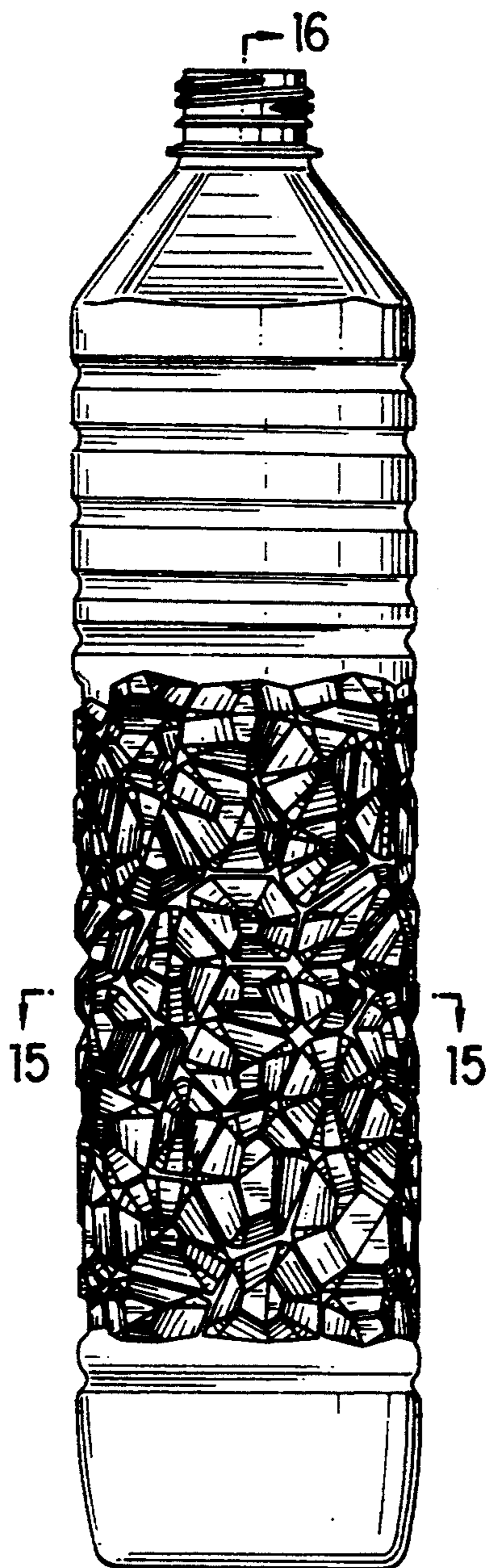


FIG. 9



FIG. 10




FIG. 11




FIG. 12



FIG. 13



FIG. 14




FIG. 15



FIG. 16