



US00D356947S

# United States Patent [19]

Mueller

[11] Patent Number: **Des. 356,947**

[45] Date of Patent: **\*\* Apr. 4, 1995**

[54] **DISPENSER**

4,889,262 12/1989 Toms ..... 222/384 X  
4,958,752 9/1990 Maerte et al. .... 222/321

[75] Inventor: **Ellen Mueller, New York, N.Y.**

[73] Assignee: **L'Oreal S.A., Paris, France**

[\*\*] Term: **14 Years**

[21] Appl. No.: **14,689**

[22] Filed: **Oct. 28, 1993**

[52] U.S. Cl. .... **D9/300**

[58] Field of Search ..... **D9/300, 500, 558, 545,  
D9/529, 503; D28/76, 91.1, 77, 5; 215/1 R, 1  
C; 222/321, 383, 400.5**

### OTHER PUBLICATIONS

Avon, pp. 24-25, "Enhancing Liquid" bottle.

*Primary Examiner*—Theodore M. Shooman

*Assistant Examiner*—Cheri Cohen

*Attorney, Agent, or Firm*—Brumbaugh, Graves,  
Donohue & Raymond

### [57] CLAIM

The ornamental design for a dispenser, as shown and described.

### [56] References Cited

#### U.S. PATENT DOCUMENTS

D. 213,355	2/1969	Kneapler	.....	D9/558
D. 219,126	11/1970	Gortz	.....	D9/300
D. 281,670	12/1985	Thieffry	.....	D9/503
D. 296,077	6/1988	Bouaziz	.....	D9/503
D. 333,619	3/1993	Lemahieu	.....	D9/544 X
D. 342,902	1/1994	Granai	.....	D9/529

### DESCRIPTION

FIG. 1 is a front elevation view of a dispenser showing my new design;


FIG. 2 is a top plan view thereof;

FIG. 3 is a left side elevation view thereof;

FIG. 4 is a right side elevation view thereof;

FIG. 5 is a rear elevation view thereof; and,

FIG. 6 is a bottom plan view thereof.



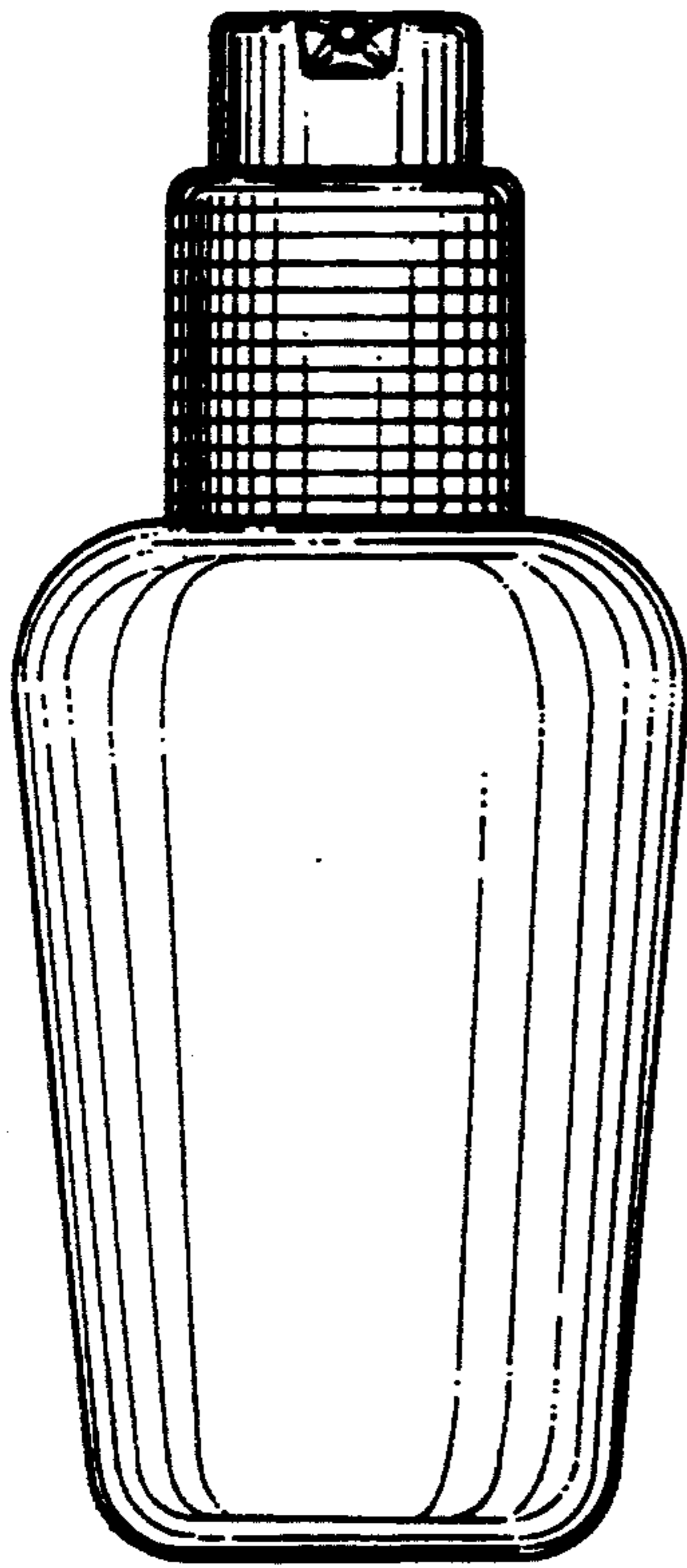


FIG. 1

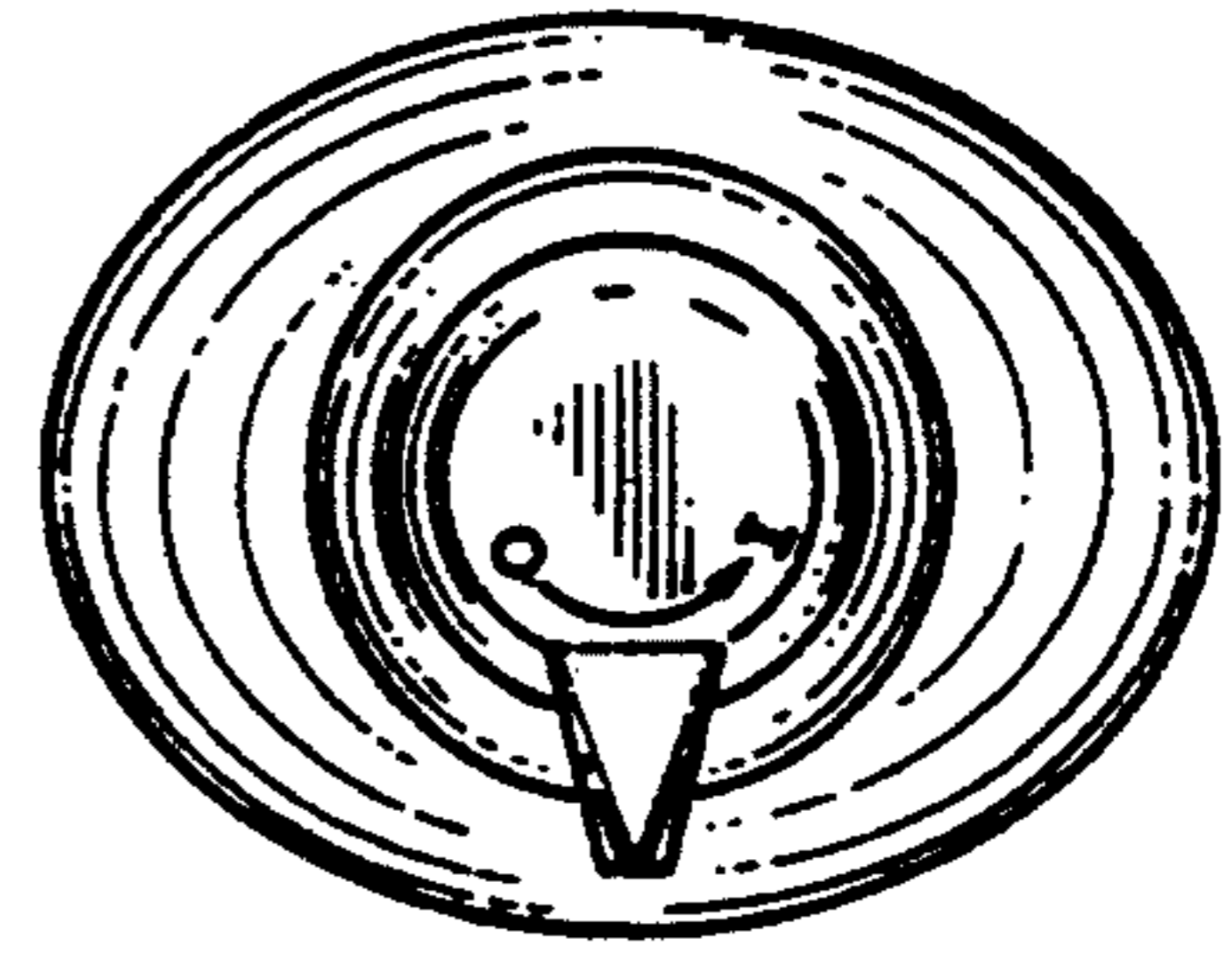


FIG. 2

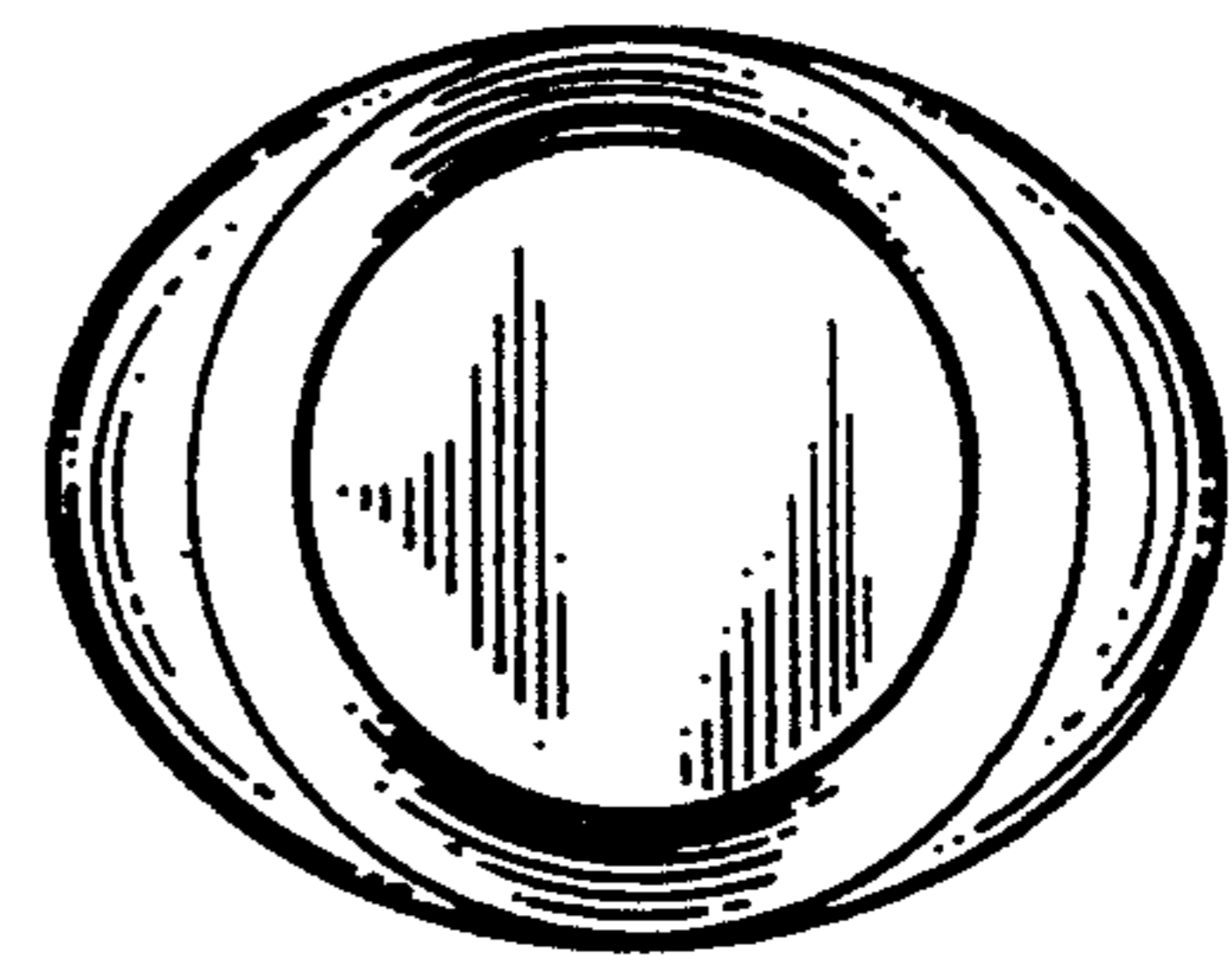


FIG. 6




FIG. 3

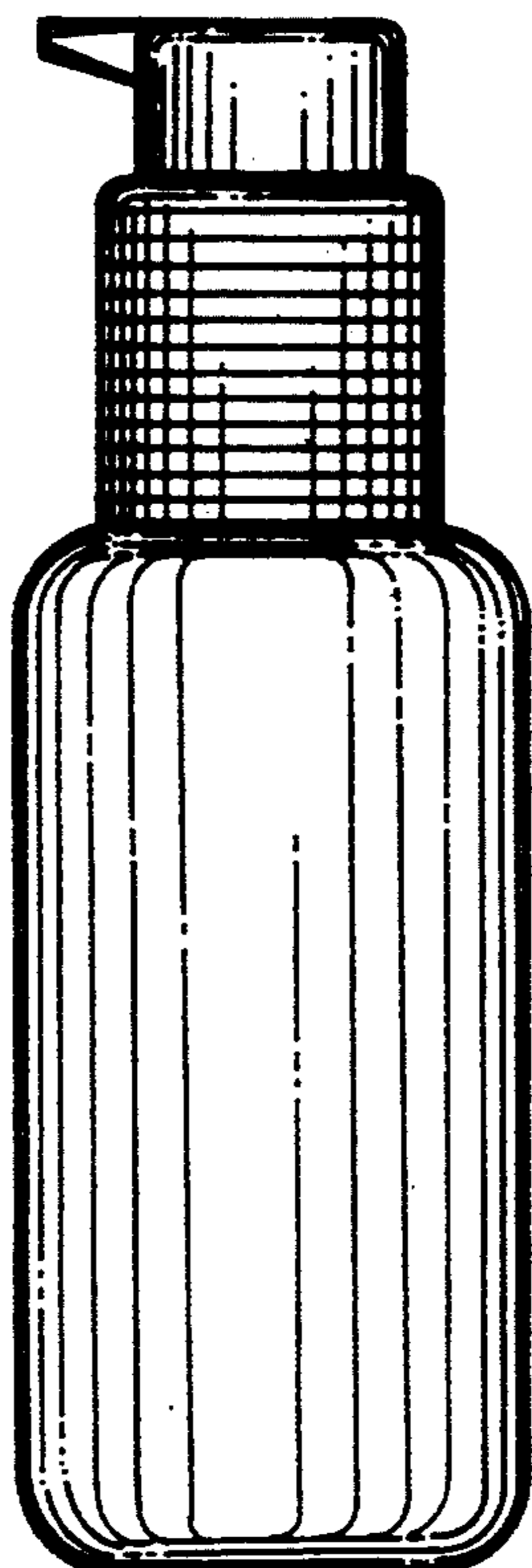


FIG. 4



FIG. 5