



US00D356931S

# United States Patent [19]

[11] Patent Number: **Des. 356,931**

Dishaw

[45] Date of Patent: **\*\* Apr. 4, 1995**

[54] **STONE CUTTING CHAIN SAW**

*Primary Examiner*—Alan P. Douglas  
*Assistant Examiner*—J. H. Musgrove  
*Attorney, Agent, or Firm*—Hugh E. Smith

[76] Inventor: **Robert J. Dishaw**, Rte. 2, Box 254,  
Potsdam, N.Y. 13676

[57] **CLAIM**

[\*\*] Term: **14 Years**

The ornamental design for a stone cutting chain saw, as shown and described.

[21] Appl. No.: **20,880**

**DESCRIPTION**

[22] Filed: **Apr. 5, 1994**

FIG. 1 is a front elevational of a stone cutting chain saw showing my new design, the broken line showing of the handle and motor housing is for illustrative purpose and form no part of the claimed design;

[52] U.S. Cl. .... **D8/65; D8/70**

FIG. 2 is a rear elevational view thereof;

[58] Field of Search ..... **D8/70, 65; 51/135 R, 51/170 EB; 30/383, 384; 125/21, 22**

FIG. 3 is a left side elevational view thereof;

FIG. 4 is a right side elevational view thereof;

[56] **References Cited**

**U.S. PATENT DOCUMENTS**

5,136,783	8/1992	Bell et al. ....	125/21
5,184,598	2/1993	Bell .....	125/21

FIG. 5 is a top plan view thereof; and,

FIG. 6 is a bottom plan view thereof.

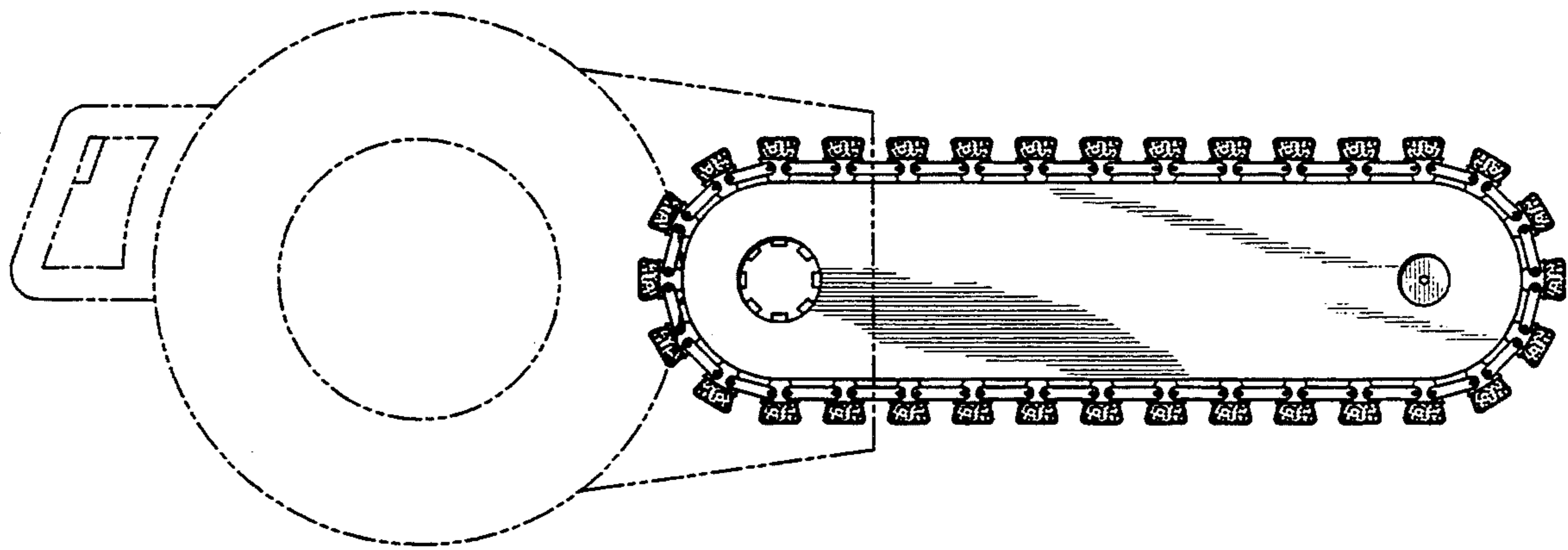


FIG. 1

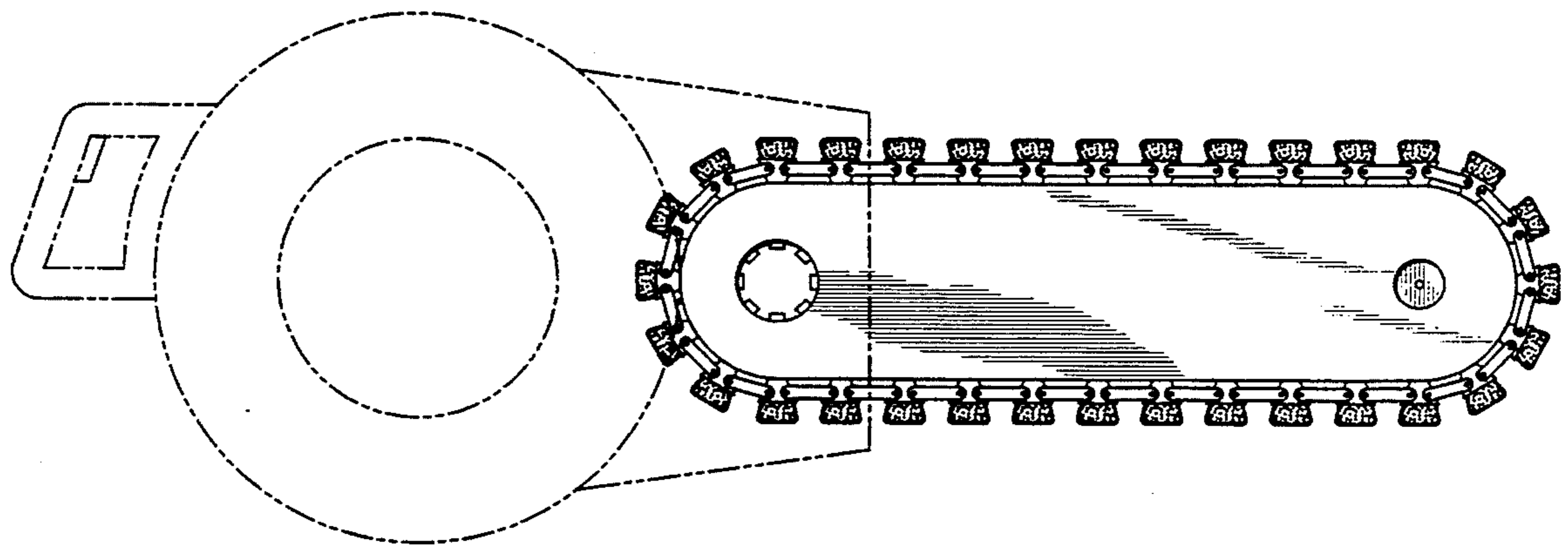

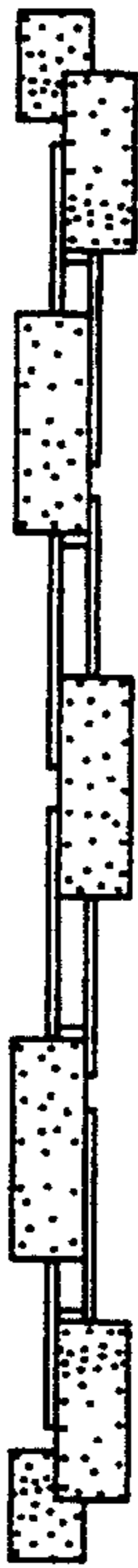


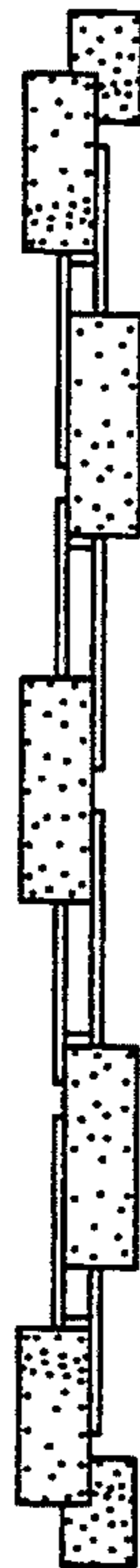
FIG. 2



*FIG. 3*



*FIG. 4*



*FIG. 5*



*FIG. 6*

