



US00D356929S

United States Patent [19]

[11] Patent Number: **Des. 356,929**

Lee

[45] Date of Patent: **** Apr. 4, 1995**

[54] COMBINED PICKER AND FORK

FOREIGN PATENT DOCUMENTS

[76] Inventor: **Chih C. Lee**, 436 Windflower La.,
Placentia, Calif. 92670

121954 6/1948 Sweden 172/375

[**] Term: **14 Years**

OTHER PUBLICATIONS

Zabarte Tools Catalog, Jan. 12, 1987, p. 2, pick, circled
at right of page.

[21] Appl. No.: **19,143**

Primary Examiner—James M. Gandy
Assistant Examiner—H. Baynham

[22] Filed: **Feb. 24, 1994**

[57] CLAIM

[52] U.S. Cl. **D8/9**

The ornamental design for a combined picker and fork,
as shown and described.

[58] Field of Search **D8/1, 9, 11;**
172/371-372, 375-376; 7/114-116

DESCRIPTION

[56] References Cited

U.S. PATENT DOCUMENTS

| | | | | |
|------------|---------|---------|-------|---------|
| D. 43,153 | 10/1912 | Moore | | D8/11 |
| D. 300,109 | 3/1989 | Zabarte | | D8/11 |
| D. 303,341 | 9/1989 | Zabarte | | D8/11 |
| 1,277,894 | 9/1918 | Forsyth | | 172/375 |
| 1,280,465 | 10/1918 | Herron | | 172/375 |
| 1,369,835 | 3/1921 | Ninman | | 172/375 |

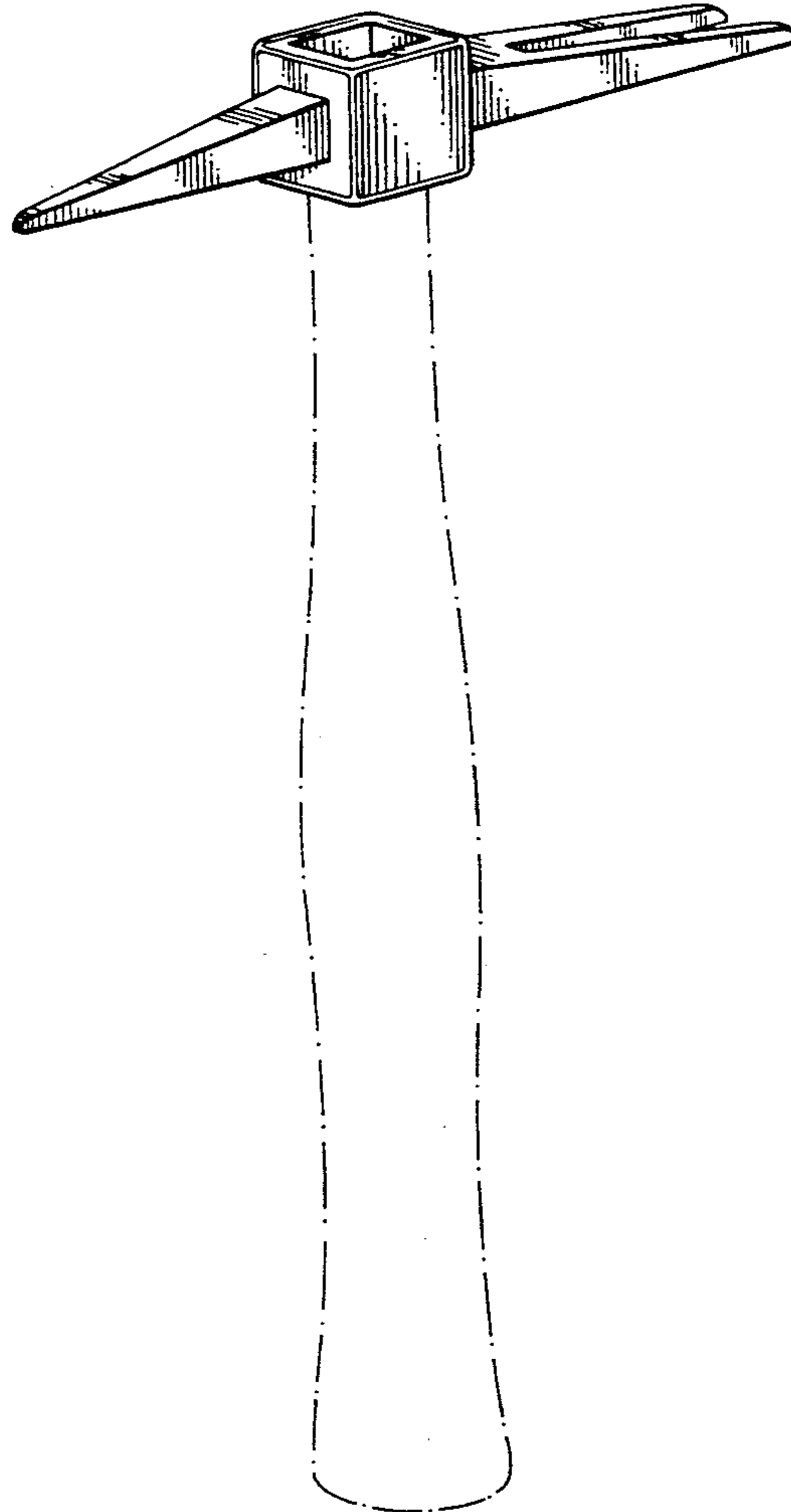
FIG. 1 is a perspective view of a combined picker and
fork showing my new design;

FIG. 2 is a bottom plan view thereof;

FIG. 3 is a side elevational view thereof with the oppo-
site view being a mirror image thereof; and,

FIG. 4 is a top plan view thereof.

The broken line showing of a handle in FIG. 1 is for
illustrative purposes only and forms no part of the
claimed design.



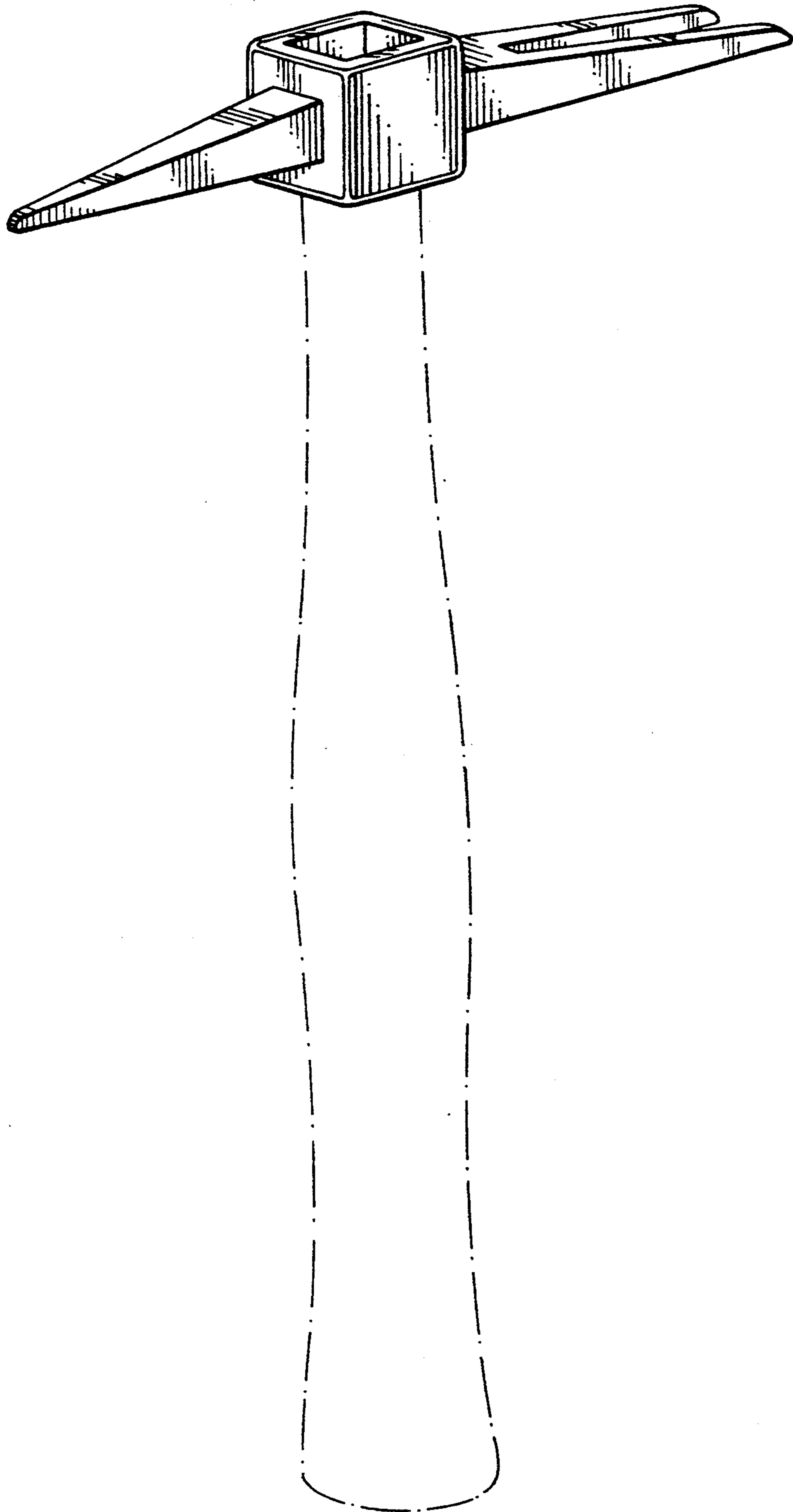


FIG. 1




FIG. 2

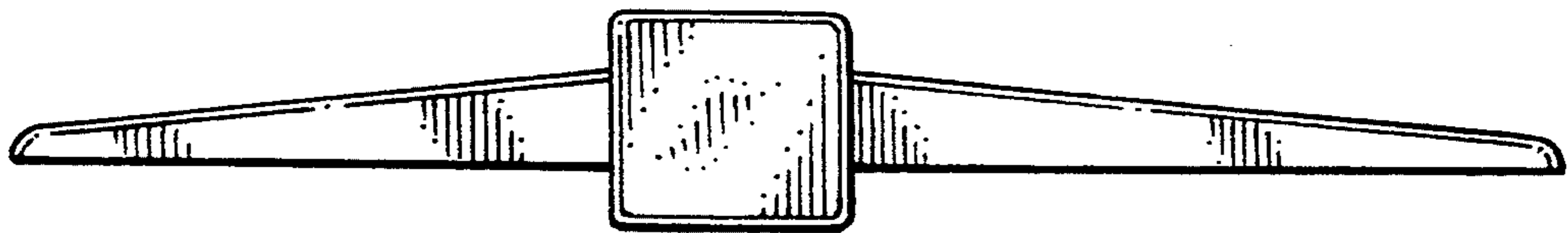


FIG. 3




FIG. 4