



US00D356926S

United States Patent [19]

[11] Patent Number: **Des. 356,926**

Wonder

[45] Date of Patent: **** Apr. 4, 1995**

[54] PLATE

[75] Inventor: **Edwin C. Wonder, Wales, N.Y.**

[73] Assignee: **Oneida Ltd., Oneida, N.Y.**

[**] Term: **14 Years**

[21] Appl. No.: **12,075**

[22] Filed: **Aug. 23, 1993**

[52] U.S. Cl. **D7/585; D7/588**

[58] Field of Search **D7/562, 565, 560, 568, D7/570, 575, 572, 584, 585, 586, 588, 396.5, 396.4**

D. 112,921	1/1939	Buma	D7/575
D. 277,065	1/1985	Chen	D7/585
D. 312,754	12/1990	Unger	D7/585
D. 342,185	12/1993	Frere	D7/560 X
2,657,558	11/1953	Cowan	D7/570 X

Primary Examiner—Alan P. Douglas
Assistant Examiner—M. N. Pandozzi
Attorney, Agent, or Firm—Harris Beach & Wilcox

[57] CLAIM

The ornamental design for a plate, as shown and described.

DESCRIPTION

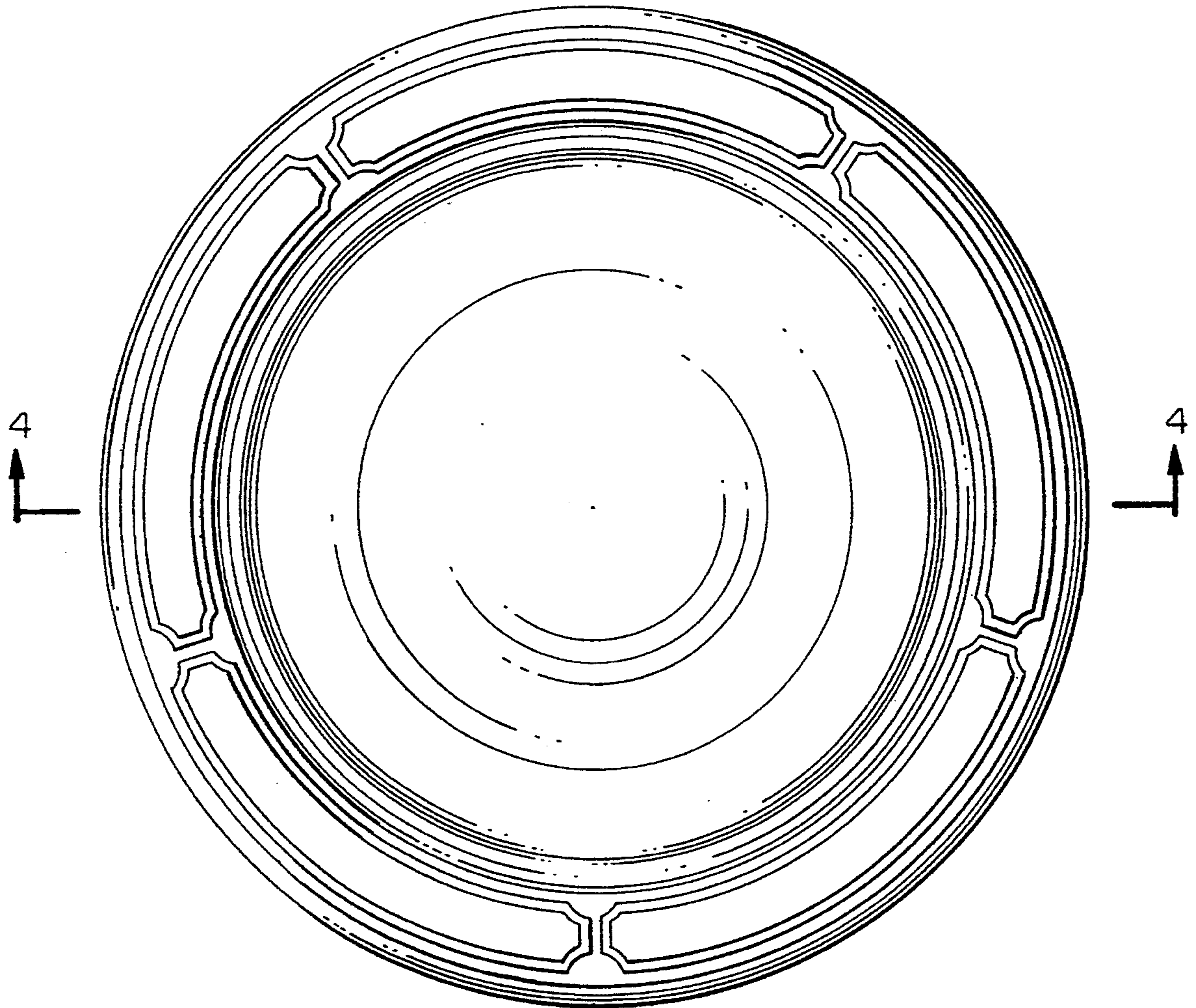
FIG. 1 is a top plan view of a plate, illustrating my new design;
FIG. 2 is a bottom plan view of the plate of FIG. 1;
FIG. 3 is a side elevational view of the plate of FIG. 1;
FIG. 4 is a cross sectional view taken along line 4—4 of FIG. 1; and,
FIG. 5 is an enlarged fragmentary perspective view in section of a portion of one of the sculptured areas of FIG. 1.

[56]

References Cited

U.S. PATENT DOCUMENTS

D. 25,404	4/1896	Laubinger	D7/585
D. 61,251	7/1922	Reizenstein	D7/565
D. 77,101	7/1929	Head	D7/570
D. 79,482	9/1929	Schmidt	D7/570
D. 103,042	2/1937	Buma	D7/585
D. 106,160	9/1937	Wadsworth	D7/572



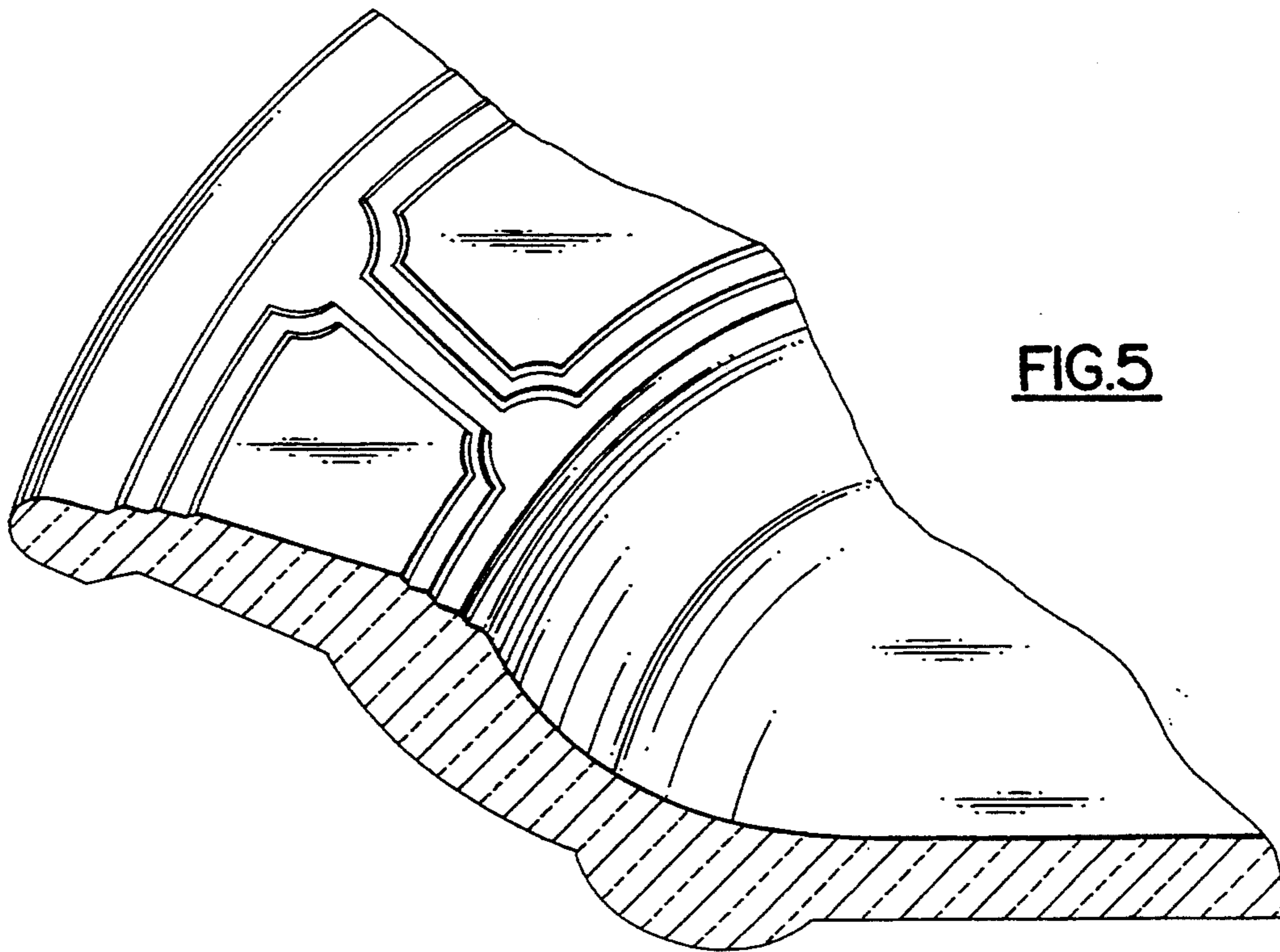


FIG. 5

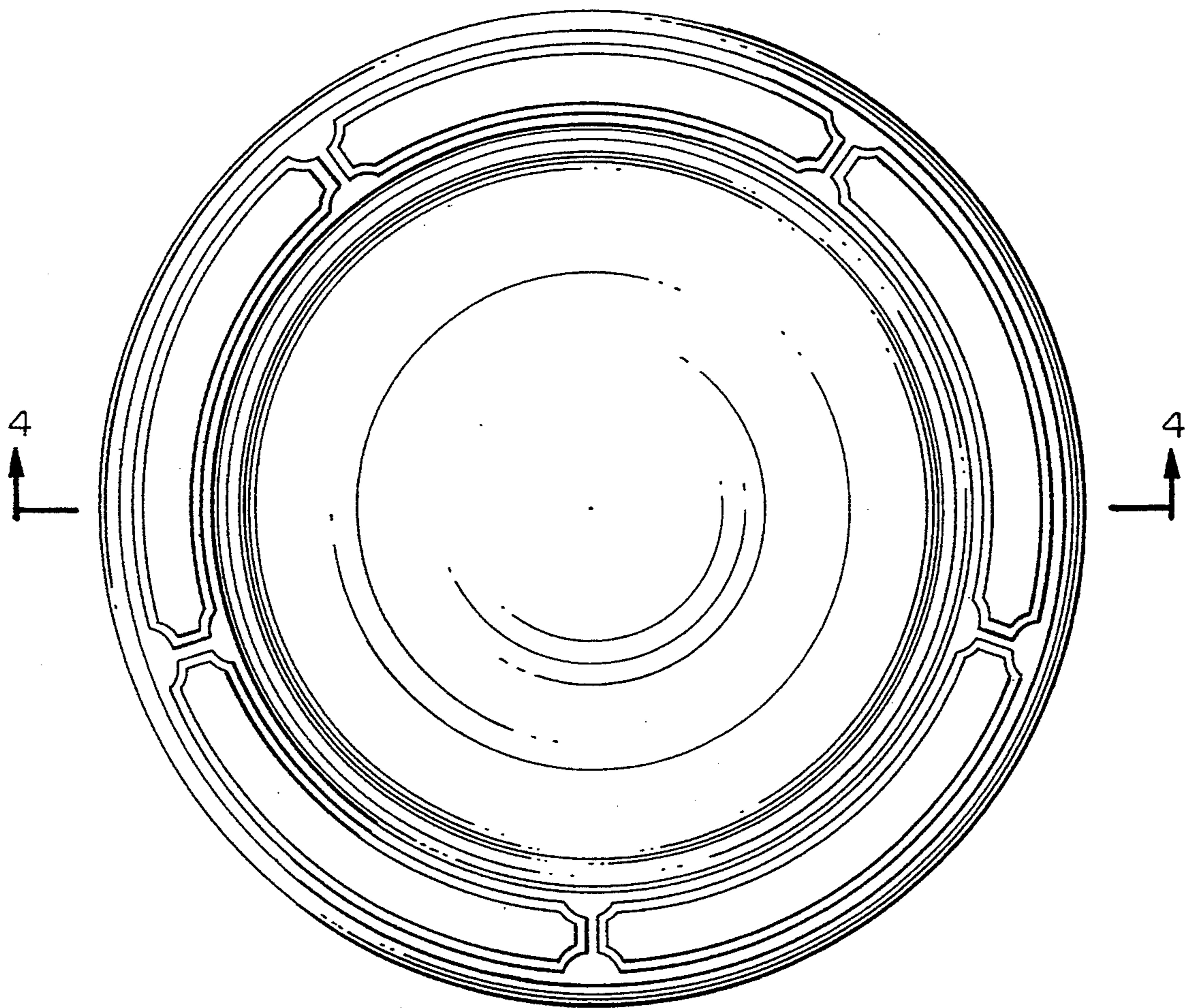


FIG. 1

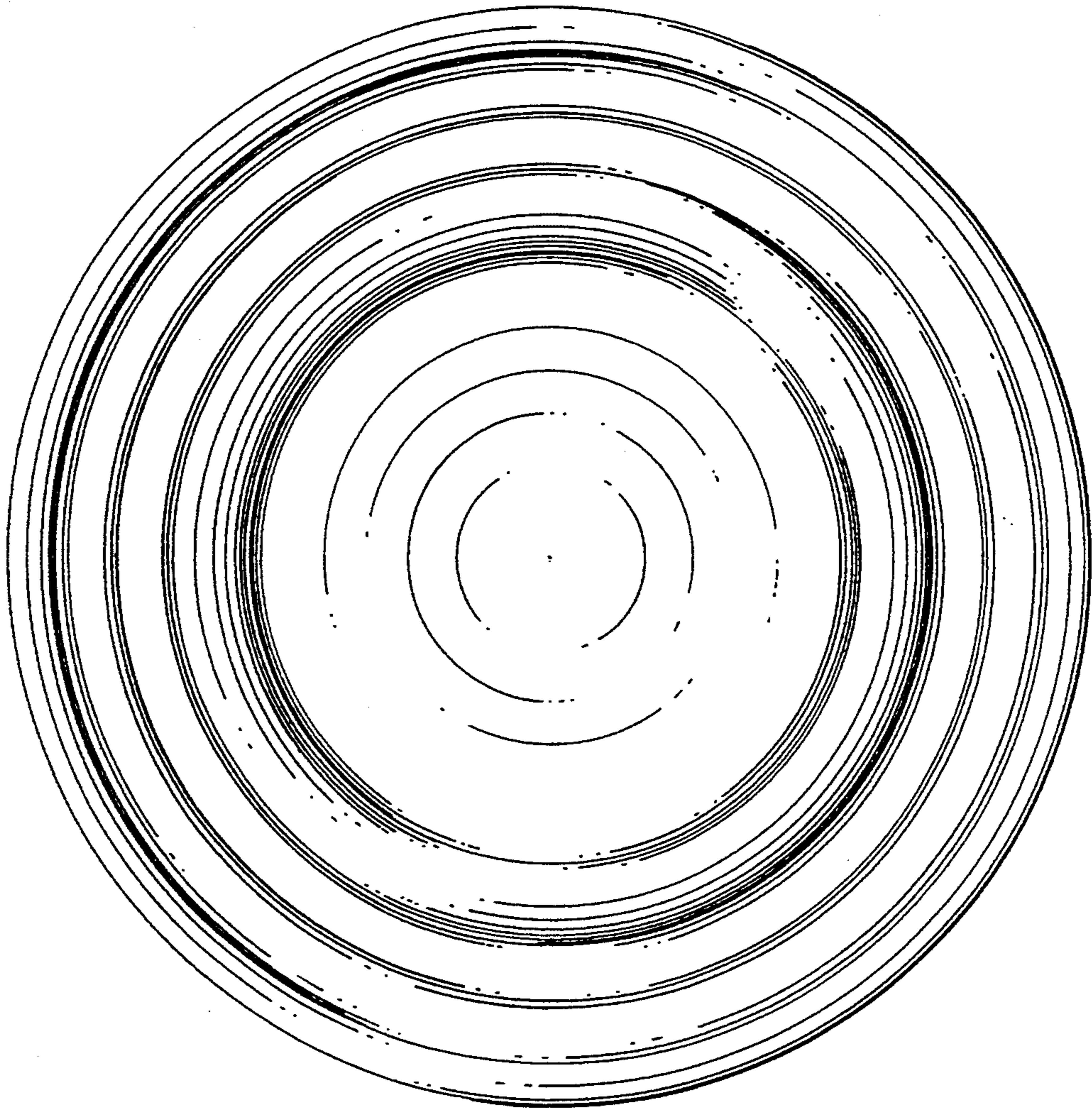


FIG. 2




FIG. 3

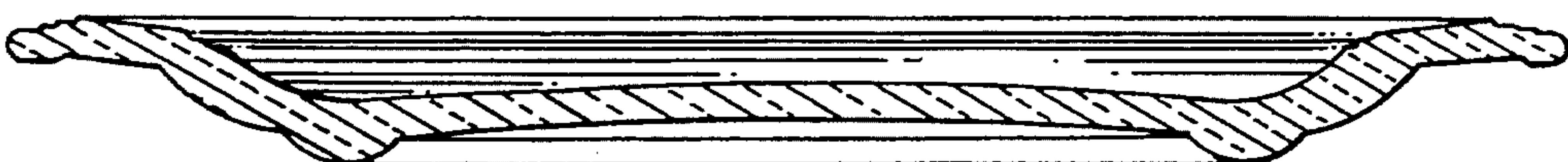


FIG. 4