



US00D356918S

United States Patent [19]

[11] Patent Number: **Des. 356,918**

Marshburn

[45] Date of Patent: **** Apr. 4, 1995**

[54] **TOP AND BOTTOM SURFACE UNIT OF A MATTRESS**

[75] Inventor: **William C. Marshburn, Dunn, N.C.**

[73] Assignee: **Bemco Associates, Incorporated, Des Plaines, Ill.**

[**] Term: **14 Years**

[21] Appl. No.: **20,415**

[22] Filed: **Mar. 25, 1994**

[52] U.S. Cl. **D6/596; D5/52**

[58] Field of Search **D6/595, 596; 5/448, 5/481; D5/52, 47; D2/719**

[56] **References Cited**

U.S. PATENT DOCUMENTS

14,147	7/1883	Schultz	D5/52
16,292	9/1885	Dryfoos	D5/52
D. 47,651	7/1915	Ross	D5/52
D. 179,700	2/1957	Sadinoff	D5/47
D. 218,389	8/1970	Basner	D6/605
D. 282,596	2/1986	Bangert	D2/719
2,491,394	12/1949	Rose	5/413

OTHER PUBLICATIONS

The Company Store Adv. Cat., Sep. 1990, pp. 46 & 47, Mattress Pad A, top of page.

Primary Examiner—Lisa P. Lichtenstein
Attorney, Agent, or Firm—Seidel, Gonda, Lavorgna & Monaco

[57] **CLAIM**

The ornamental design for a top and bottom surface unit of a mattress, as shown and described.

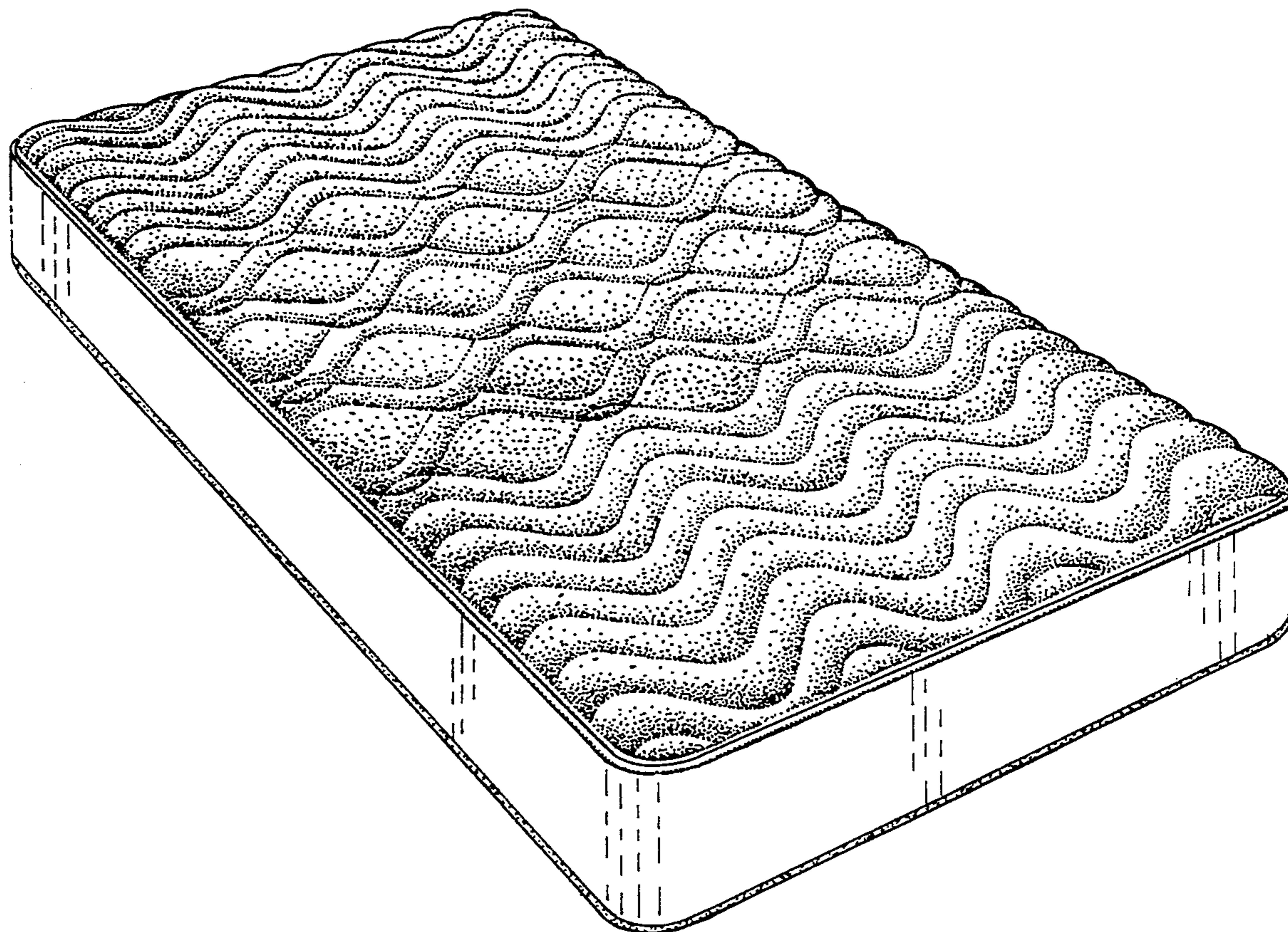
DESCRIPTION

FIG. 1 is a top, rear and left side perspective view of a top and bottom surface unit for a mattress according to the new design, the broken lines showing the side are for illustrative purposes only and form no part of the claimed design;

FIG. 2 is a top plan view of the top and bottom surface unit of a mattress shown in FIG. 1; the opposite bottom plan view being a mirror image thereof;

FIG. 3 is a left side elevational view of the top and bottom surface unit of a mattress shown in FIG. 1; the opposite right elevational view being a mirror image thereof. The broken lines showing the side are for illustrative purposes only and form no part of the claimed design; and,

FIG. 4 is a front elevational side view of the top and bottom surface unit of a mattress shown in FIG. 1; the opposite rear elevational view being a mirror image thereof. The broken lines showing the front are for illustrative purposes only and form no part of the claimed design.



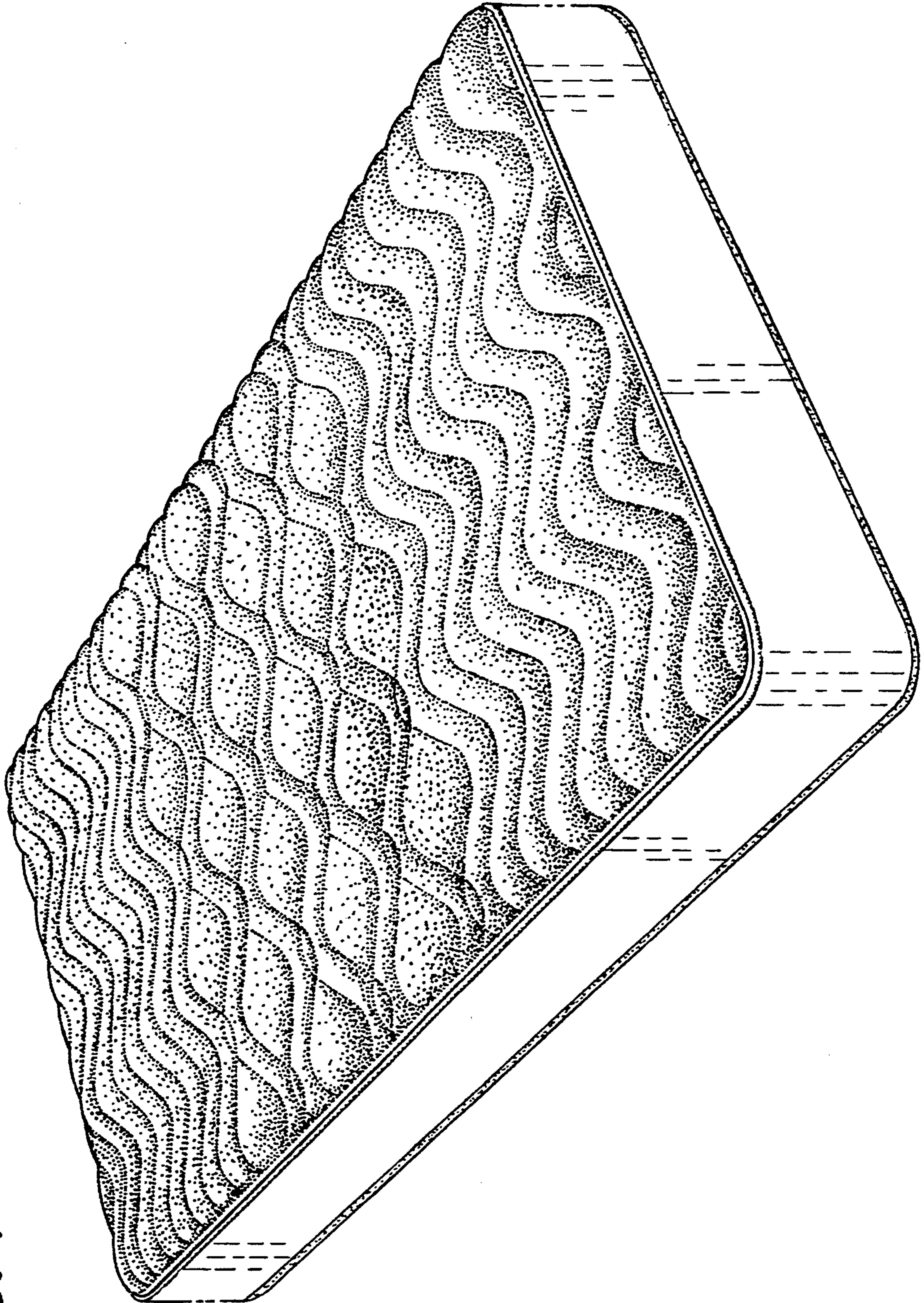


FIG. 1

FIG. 2




FIG. 3




FIG. 4

