



US00D356899S

United States Patent [19]

[11] Patent Number: **Des. 356,899**

Vasconcellos

[45] Date of Patent: **** Apr. 4, 1995**

[54] **ADJUSTABLE LAWN CHAIR**

3,659,898 5/1972 Yellin 297/27 X
4,772,068 9/1988 Gleckler et al. 297/325 X

[76] Inventor: **Kevin D. Vasconcellos**, 1861 English Ave., Turlock, Calif. 95380

[**] Term: **14 Years**

[21] Appl. No.: **25,269**

[22] Filed: **Jun. 28, 1994**

OTHER PUBLICATIONS

Telescope, 1971, Chair #710 at mid-page right.
Nautical Cut & Use Stencils by Ted Menten, ©1986, frame #8 at top left showing sailboat.

Primary Examiner—Alan P. Douglas
Assistant Examiner—Gary D. Watson

Related U.S. Application Data

[63] Continuation of Ser. No. 5,985, Mar. 16, 1993, abandoned.

[52] U.S. Cl. **D6/367**

[58] Field of Search D6/334, 367, 368, 370, D6/374, 375, 379, 500, 501, 502; 297/27, 325, 344.18

[57] CLAIM

The ornamental design for an adjustable lawn chair, as shown and described.

DESCRIPTION

FIG. 1 is a front elevational view of the adjustable lawn chair showing my new design;
FIG. 2 is a rear elevational view thereof;
FIG. 3 is a left side elevational view thereof;
FIG. 4 is a right side elevational view thereof;
FIG. 5 is a top plan view thereof; and,
FIG. 6 is a bottom plan view thereof.

[56] References Cited

U.S. PATENT DOCUMENTS

D. 341,261 11/1993 Decklever et al. D6/367
2,333,761 11/1943 Beeskow 297/27

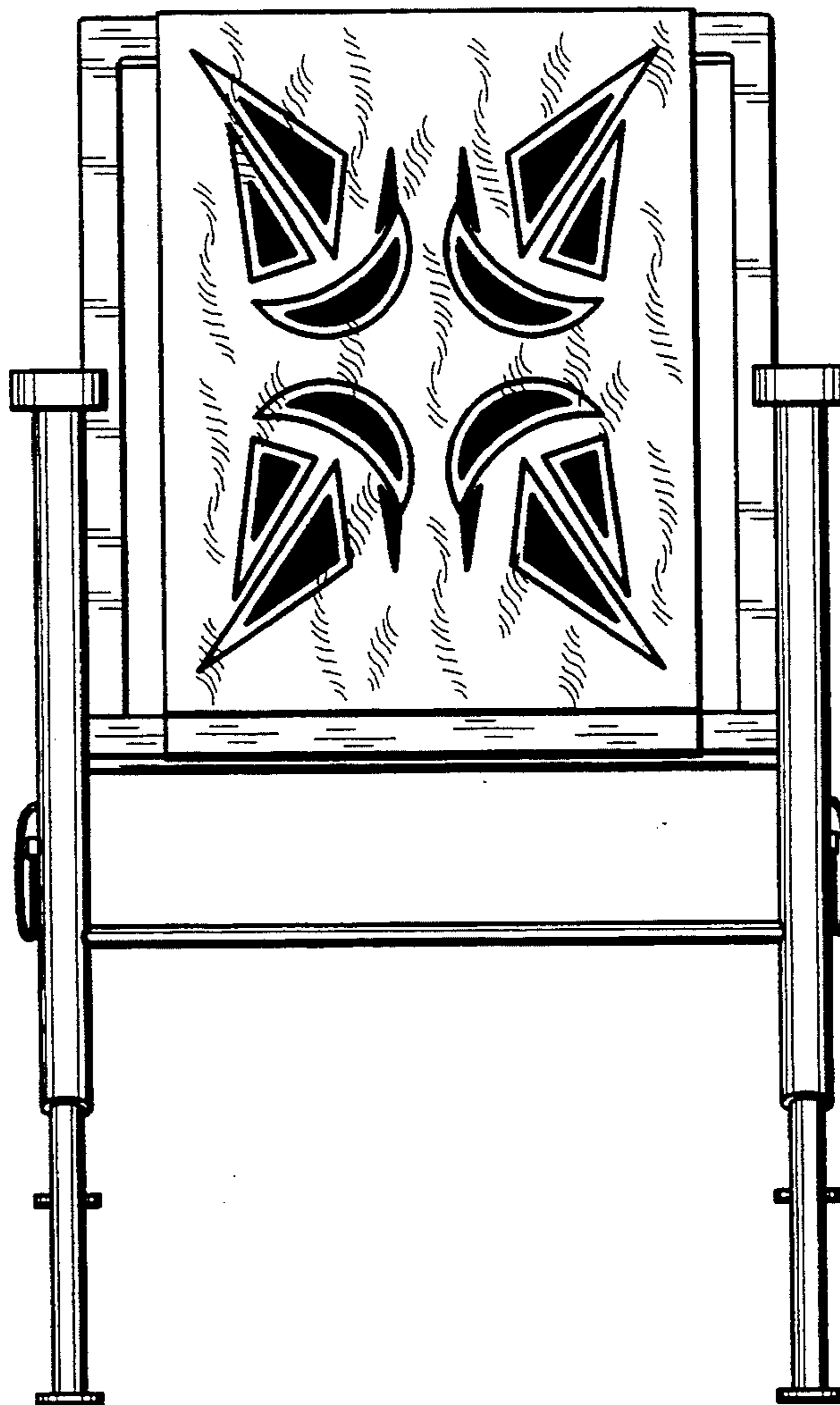


FIG. 1




FIG. 2

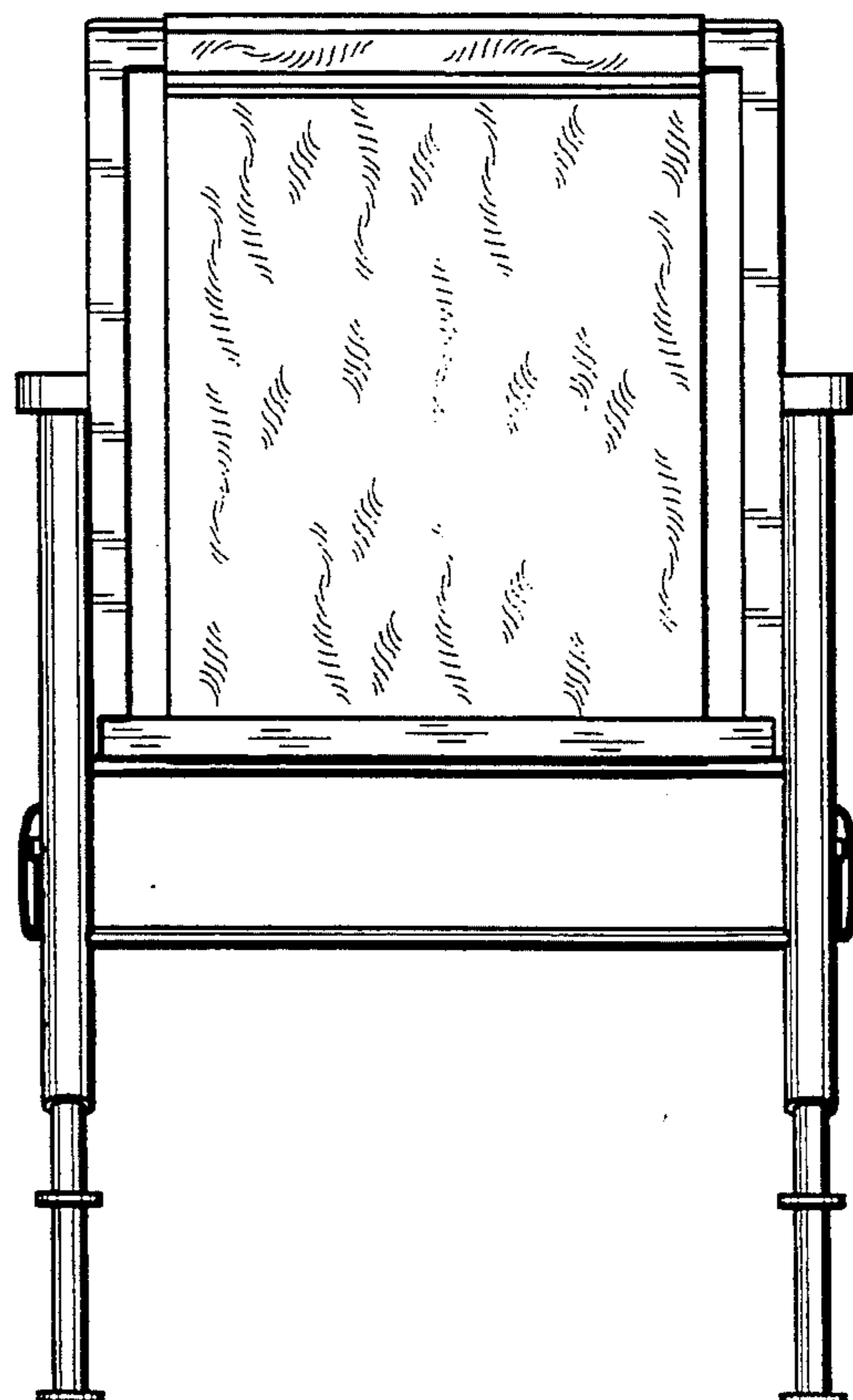


FIG. 3




FIG. 4




FIG. 5

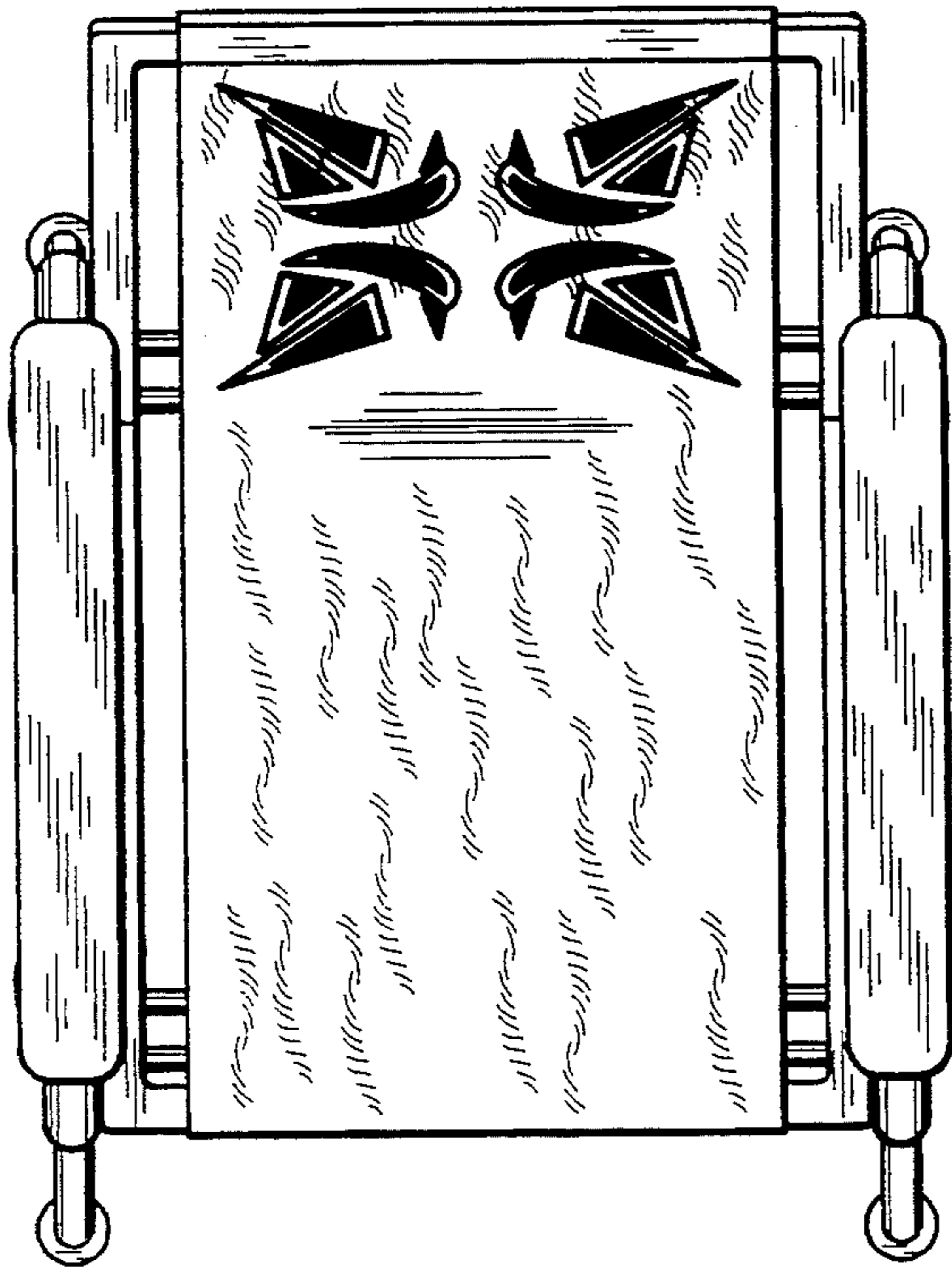


FIG. 6

