



US00D356893S

United States Patent [19]

[11] Patent Number: **Des. 356,893**

Conmy

[45] Date of Patent: **** Apr. 4, 1995**

[54] **COMBINED TOILET BRUSH, PLUNGER, AND STORAGE RACK**

[76] Inventor: **John P. Conmy**, 413 Quincy Ave., Scranton, Pa. 18510

[**] Term: **14 Years**

[21] Appl. No.: **7,542**

[22] Filed: **Jun. 18, 1993**

[52] U.S. Cl. **D4/116; D6/527; D6/551; D32/42**

[58] Field of Search **D4/116, 131, 132, 199; D6/524, 527, 551; D32/35, 42; 15/105, 184, 159.1, 160; 4/255.01, 255.11, 255.12; 206/15.3, 216, 361, 362, 362.2, 394**

[56] **References Cited**

U.S. PATENT DOCUMENTS

2,464,085	3/1949	Hess	206/361
2,697,646	12/1954	Craig	206/361 X
3,361,507	1/1968	O'Neil	206/361 X
4,432,451	2/1984	Hooser	206/216

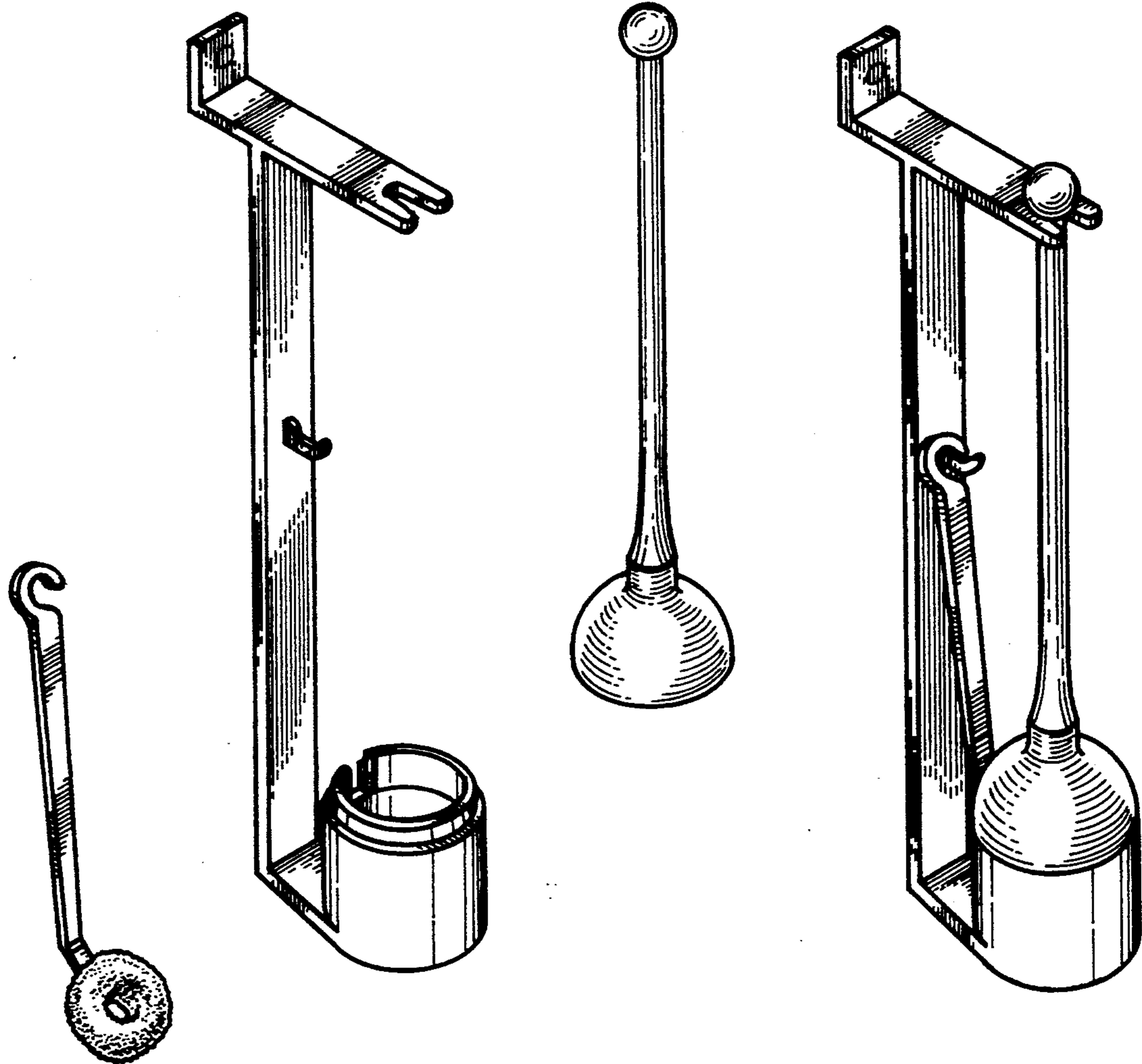
Primary Examiner—James M. Gandy
Assistant Examiner—Lavone D. Tabor
Attorney, Agent, or Firm—Terry M. Gernstein

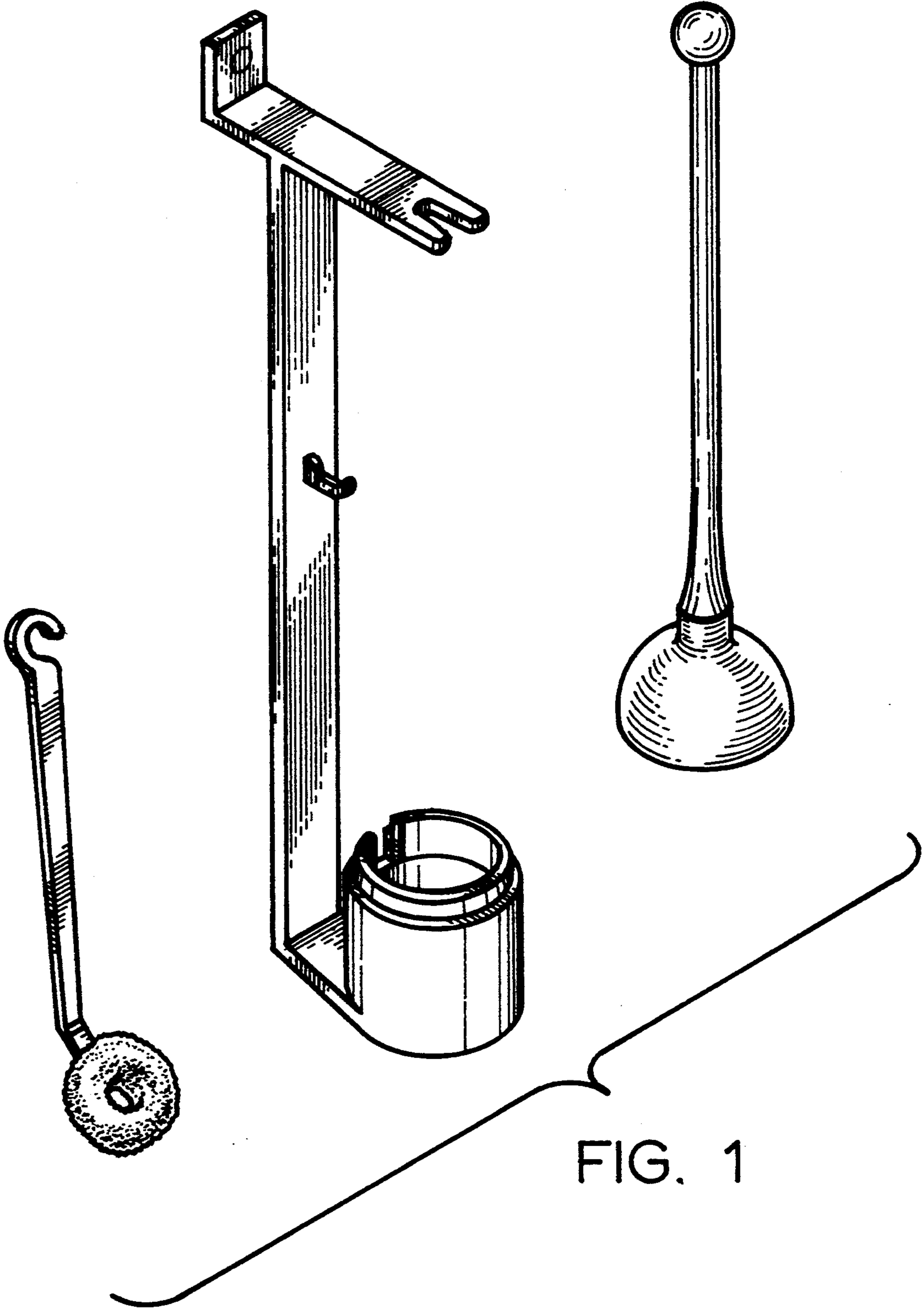
[57] **CLAIM**

The ornamental design for a combined toilet brush, plunger, and storage rack, as shown and described.

DESCRIPTION

FIG. 1 is a front, top and side perspective view of the combined toilet brush, plunger and storage rack showing my new design in the disassembled condition; FIG. 2 is a side elevational view thereof, the side opposite being a mirror image of the side shown in FIG. 2, shown in assembled condition; FIG. 3 is a front elevational view thereof; FIG. 4 is a rear elevational view thereof; FIG. 5 is a top plan view thereof; FIG. 6 is a bottom plan view thereof; and, FIG. 7 is a front, top and side perspective view of the combined toilet brush, plunger and storage rack showing my new design in the assembled condition.





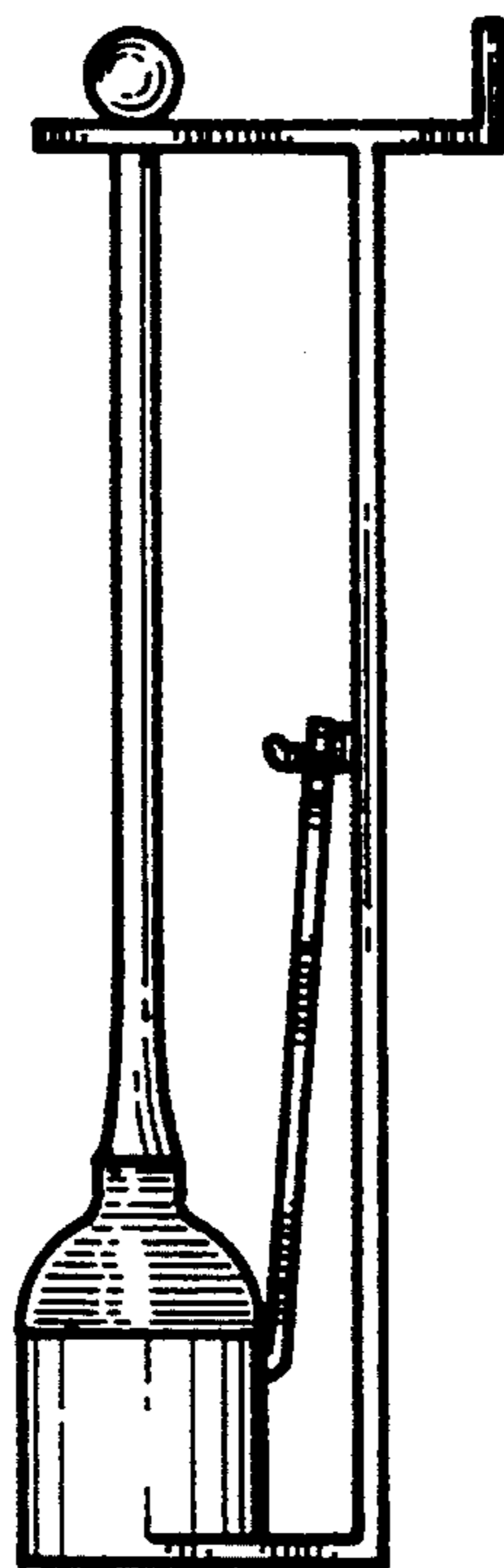


FIG. 2




FIG. 3

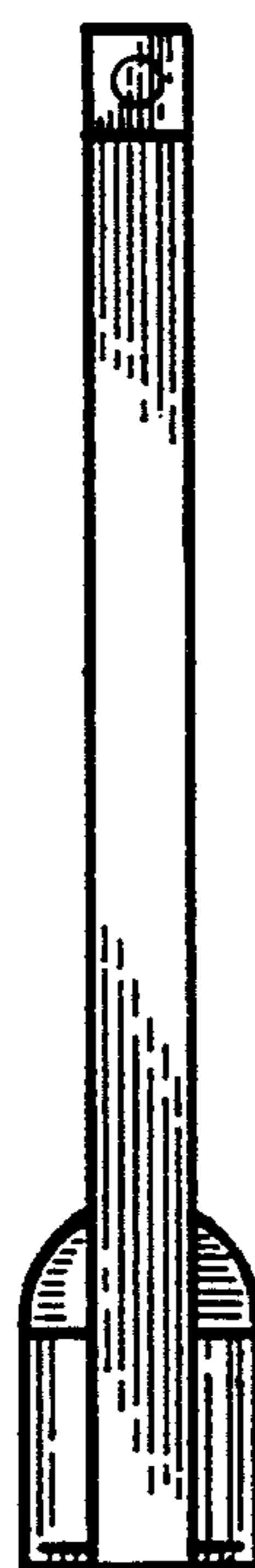


FIG. 4



FIG. 5



FIG. 6

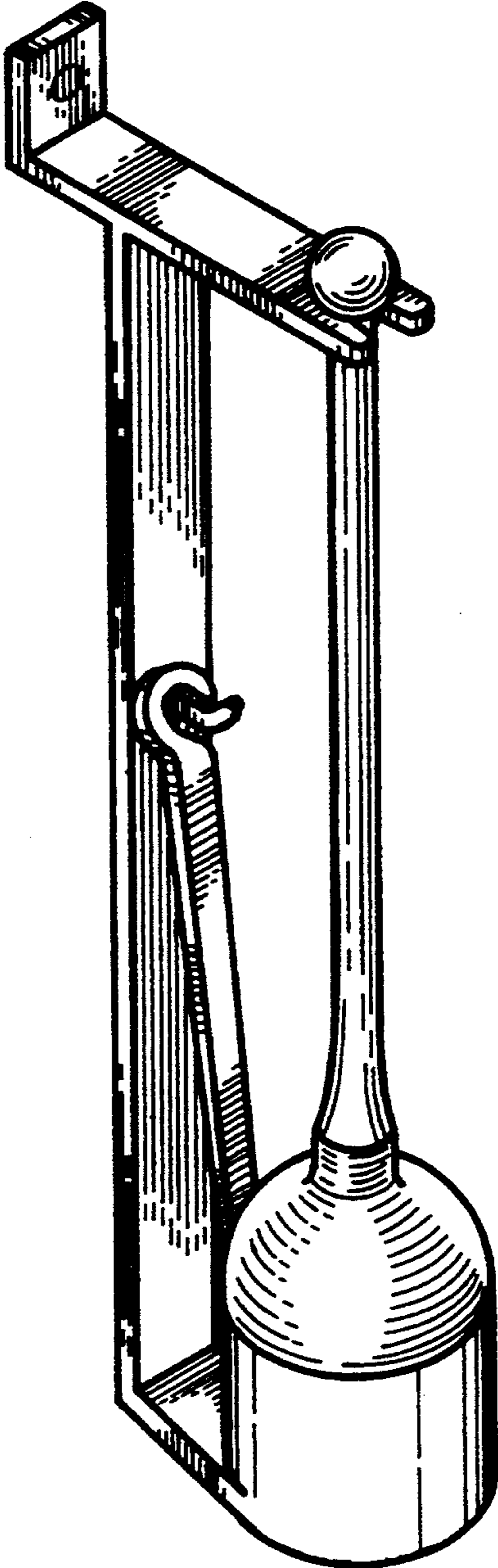


FIG. 7