



US00D356871S

# United States Patent [19] Dunn

[11] Patent Number: Des. 356,871

[45] Date of Patent: \*\* Mar. 28, 1995

[54] **BABY BOTTLE CAP**

[75] Inventor: **Steven B. Dunn**, Beverly Hills, Calif.

[73] Assignee: **Munchkin Bottling, Inc.**, Van Nuys, Calif.

[\*\*] Term: **14 Years**

[21] Appl. No.: **7,479**

[22] Filed: **Apr. 23, 1993**

[52] U.S. Cl. .... **D24/197**

[58] Field of Search ..... **D24/196, 197; 215/11.1, 215/11.2, 11.3, 11.4, 11.5, 11.6; D9/434, 435**

4,603,784 8/1986 Chang ..... D24/197 X

4,623,068 11/1986 Brown et al. .... 215/11 R

4,685,577 8/1987 Chen ..... 215/11.4 X

4,750,630 6/1988 Campbell et al. .... 215/11.1

4,754,887 7/1988 Ou ..... 215/11.4

4,778,068 10/1988 Kohus ..... 215/11.1

4,784,266 11/1988 Chaussadas ..... 206/434

4,961,501 10/1990 Hansmann ..... 206/429

5,112,628 5/1992 Conrad ..... 426/117

5,156,284 10/1992 Rodriguez ..... 215/11.6

5,316,160 5/1994 Cautereels ..... 215/11.1

*Primary Examiner*—Stella Reid  
*Attorney, Agent, or Firm*—Woodcock Washburn Kurtz  
 Mackiewicz & Norris

[56] **References Cited**  
**U.S. PATENT DOCUMENTS**

D. 74,251 1/1928 Bettoll et al. .

D. 264,993 6/1982 Kestenberg ..... D24/47

D. 286,911 11/1986 Campbell et al. .... D24/47

D. 307,476 4/1990 Gonzalez et al. .... D24/47

D. 307,477 4/1990 Gonzalez et al. .... D24/47

D. 315,409 3/1991 Baarber ..... D24/47

1,962,883 6/1934 Tate et al. .... 215/11.1

2,864,520 12/1958 Pitavy ..... 215/11

3,113,687 12/1963 Butts ..... 215/11

3,168,963 2/1965 Wolowicz ..... 220/112

3,416,653 12/1968 Farquhar ..... 206/65

3,746,198 7/1973 Howland ..... D24/197 X

4,094,406 6/1978 Zietzschmann ..... 206/432

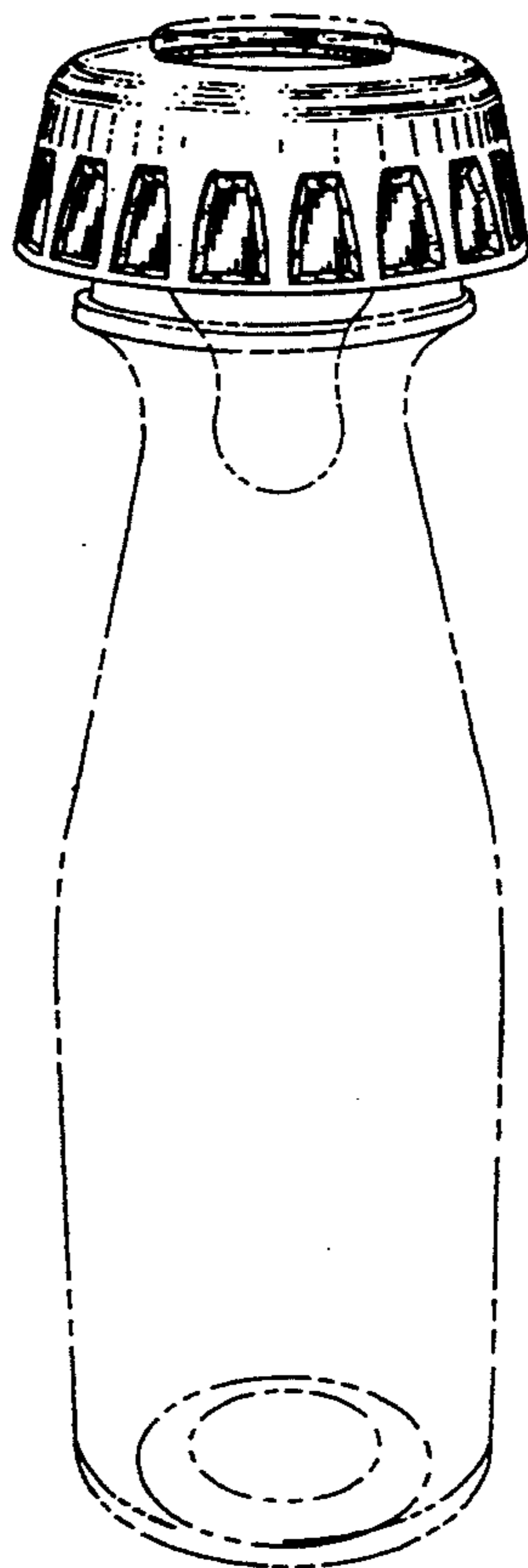
4,570,808 2/1986 Campbell et al. .... 215/11 R

[57] **CLAIM**

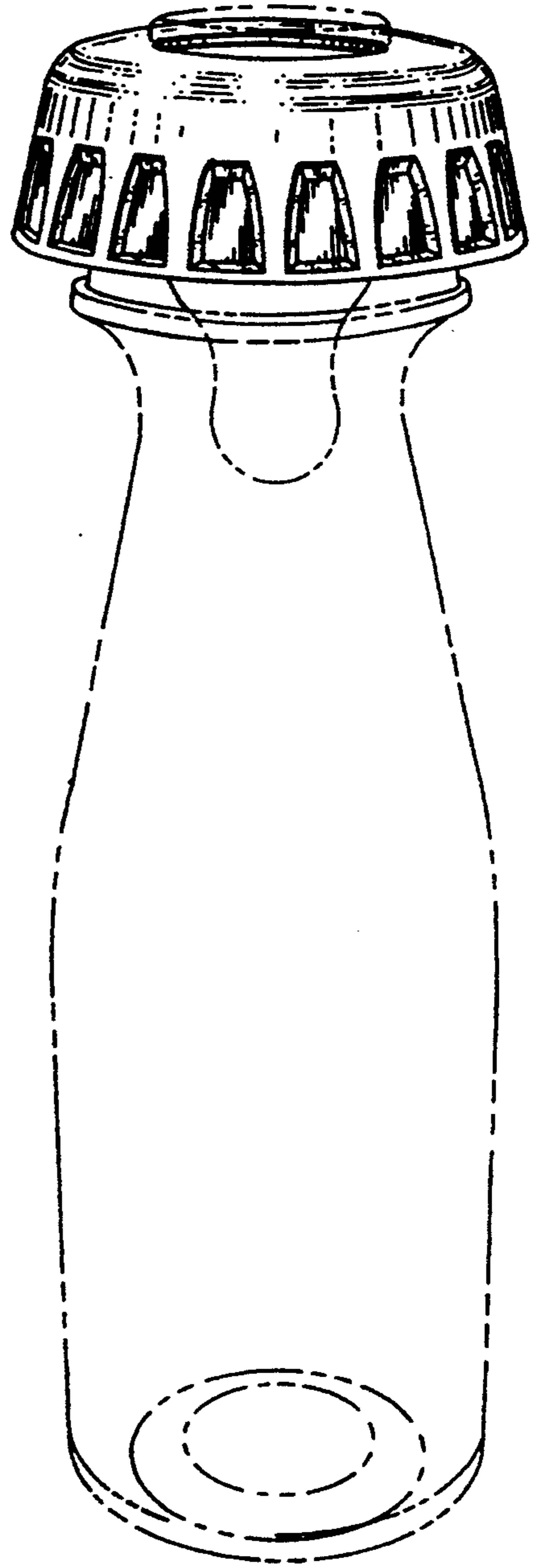
An ornamental design for a baby bottle cap, as shown and described.

**DESCRIPTION**

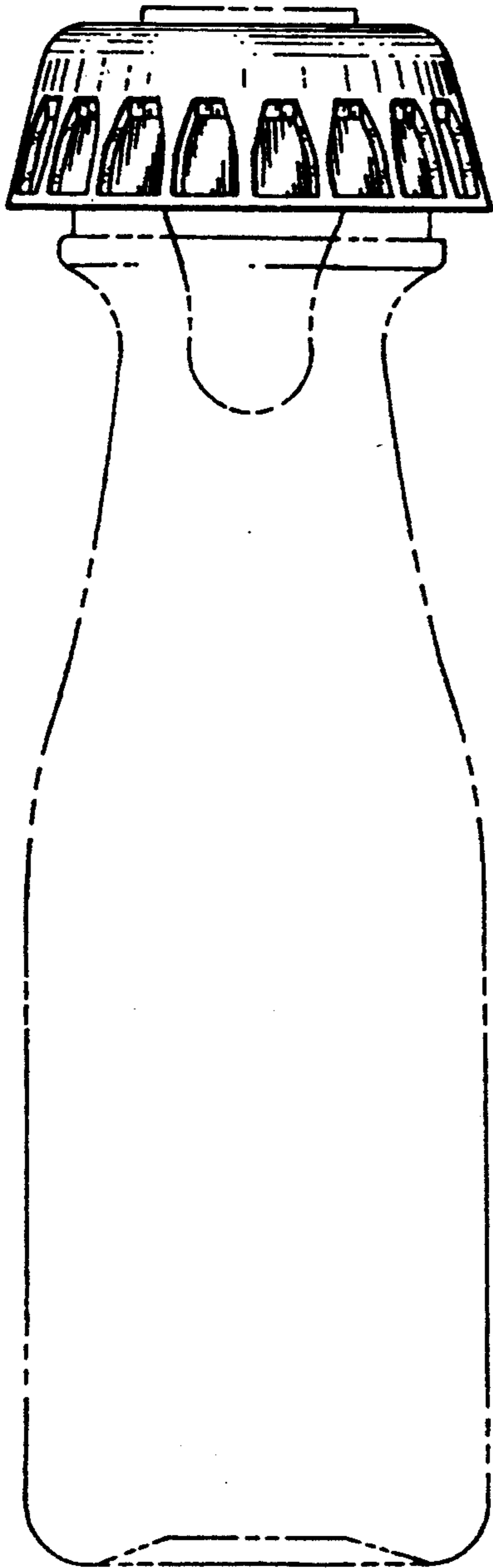
FIG. 1 is a perspective view of a baby bottle cap according to a preferred embodiment of the design; FIG. 2 is an elevational view of the embodiment of the design that is depicted in FIG. 1; FIG. 3 is a top plan view of the embodiment of the design that is depicted in FIGS. 1 and 2; and, FIG. 4 is a bottom plan view of the embodiment of the design that is depicted in FIGS. 1, 2 and 3. The broken line showing in the views is for illustrative purposes only and forms no part of the claimed design.




*FIG. 1*



*FIG. 2*



*FIG. 3*



*FIG. 4*

