



US00D356866S

# United States Patent [19] Meller

[11] Patent Number: Des. 356,866  
[45] Date of Patent: \*\* Mar. 28, 1995

[54] DENTAL HANDPIECE

[76] Inventor: Eran Meller, 20 Rachel Street, Haifa, Israel, 34402

[\*\*] Term: 14 Years

[21] Appl. No.: 9,467

[22] Filed: Jun. 14, 1993

[52] U.S. Cl. .... D24/152; D24/176

[58] Field of Search ..... D24/133, 146-147, D24/152, 176; 433/82, 141-142, 114, 116-118, 124-125, 133

[56] References Cited

U.S. PATENT DOCUMENTS

3,894,338	7/1975	Loge et al. ....	433/82
4,661,060	4/1987	Strohmaier .....	433/82
4,973,247	11/1990	Varnes et al. ....	433/82 X
5,096,418	3/1992	Coss .....	433/29
5,203,696	4/1993	Gonser .....	433/29

OTHER PUBLICATIONS

Henry Schein dental catalog items contra angles, 1982, p. 10, copy in D24 dental boxes, 2901.

Primary Examiner—Wallace R. Burke

Assistant Examiner—M. H. Tung

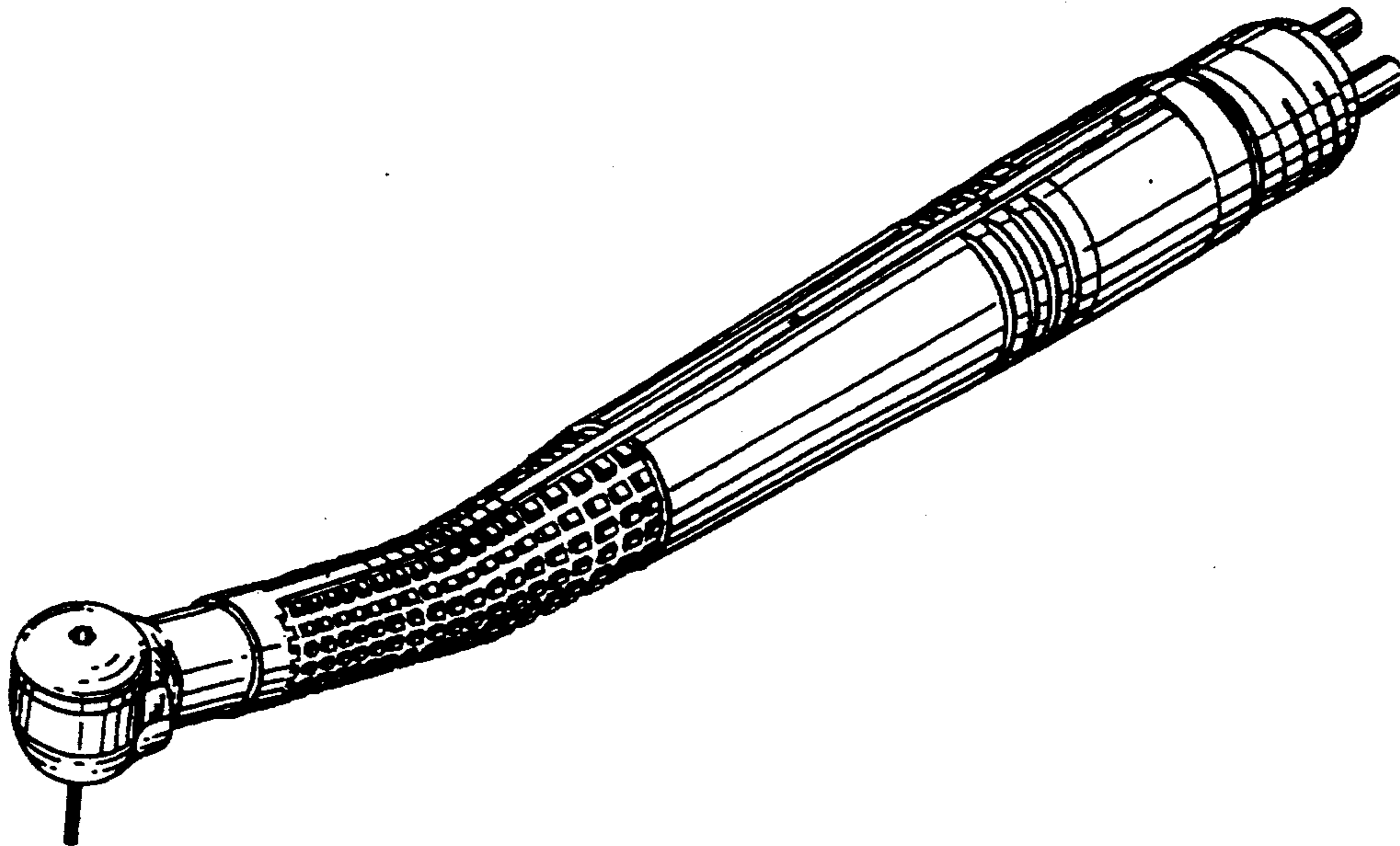
Attorney, Agent, or Firm—Frishauf, Holtz, Goodman & Woodward

[57] CLAIM

The ornamental design for a dental handpiece, as shown.

DESCRIPTION

FIG. 1 is a front, left-end and top perspective view of a dental handpiece, showing my new design; FIG. 2 is a rear elevational view thereof; FIG. 3 is a top plan view thereof; FIG. 4 is a right end view thereof; FIG. 5 is a left end view thereof; and, FIG. 6 is a bottom plan view thereof.



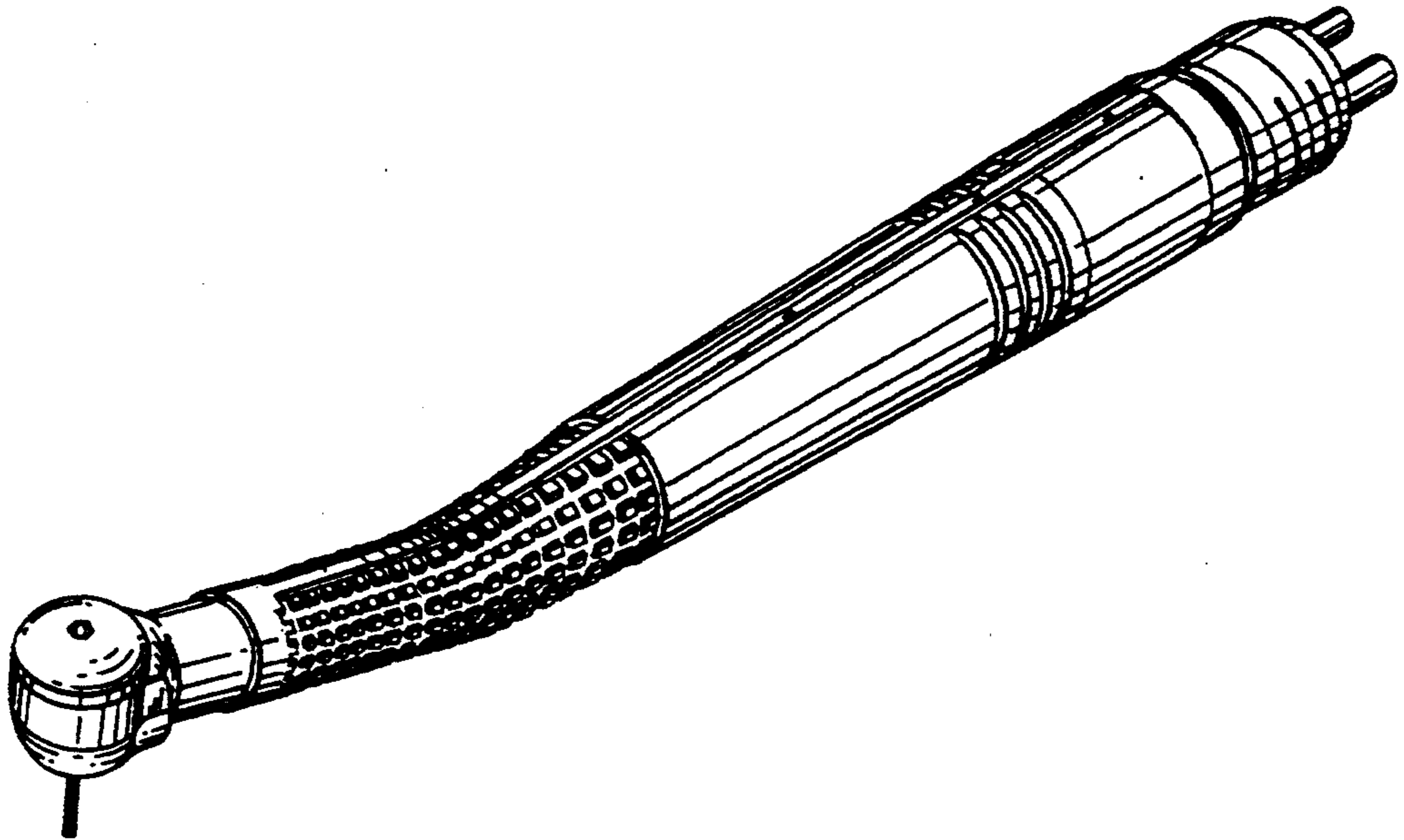


FIG. 1




FIG. 2




FIG. 3




FIG. 4




FIG. 5




FIG. 6