



US00D356824S

# United States Patent [19]

[11] Patent Number: **Des. 356,824**

**Mak**

[45] Date of Patent: **\*\* Mar. 28, 1995**

## [54] DRAWING BOARD

[75] Inventor: **Kai-Shun Mak, Kowloon, Hong Kong**

[73] Assignee: **Hop Lee Cheong Industrial Co., Ltd., Hong Kong**

[\*\*] Term: **14 Years**

[21] Appl. No.: **12,167**

[22] Filed: **Aug. 25, 1993**

[52] U.S. Cl. .... **D19/52; D19/35; D21/59**

[58] Field of Search ..... **D19/35, 36, 52, 59, D19/65, 75, 77, 78, 81-85, 86, 88, 90, 91, 99, 100; D21/59; 434/81, 85, 86, 88, 90, 419, 428, 430, 432**

## [56] References Cited

### U.S. PATENT DOCUMENTS

D. 247,441 3/1978 Kroll ..... D19/36

D. 282,183	1/1986	Shiraishi .....	D21/59
D. 327,498	6/1992	Watson et al. ....	D19/52
D. 344,975	3/1994	Tarozzi .....	D19/36
D. 345,177	3/1994	Mak .....	D19/52
3,665,610	5/1972	Schlau et al. ....	434/85 X
4,445,868	5/1984	Nuttal et al. ....	434/88
4,669,984	6/1987	Jones et al. ....	434/85

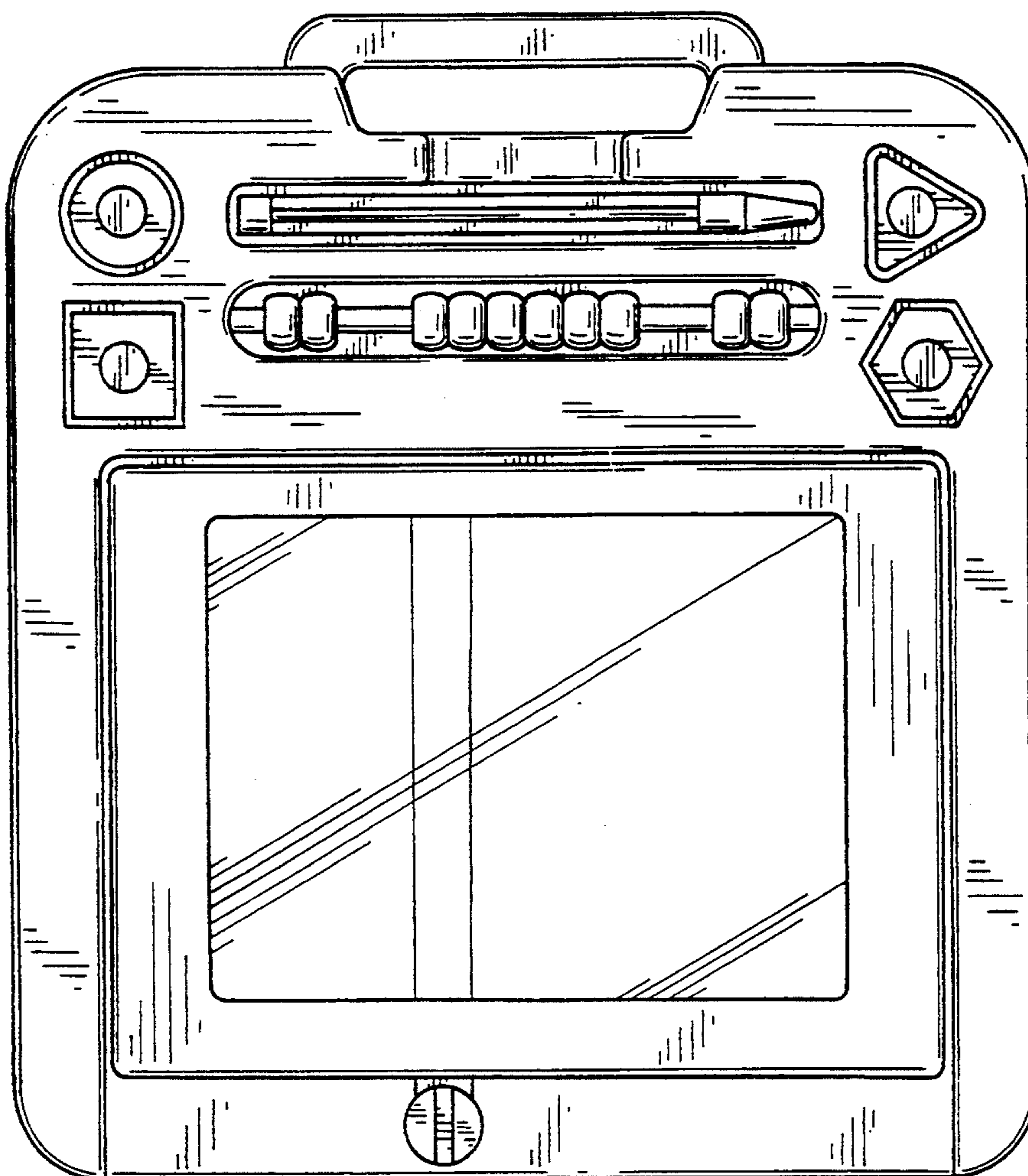
*Primary Examiner*—Martie Thompson  
*Attorney, Agent, or Firm*—Samuels, Gauthier & Stevens

## [57] CLAIM

The ornamental design for a drawing board, as shown and described.

## DESCRIPTION

FIG. 1 is a front elevational view of a drawing board showing my new design;  
FIG. 2 is the rear elevational view thereof;  
FIG. 3 is the left side view thereof;  
FIG. 4 is the right side view thereof;  
FIG. 5 is the top plan view thereof; and,  
FIG. 6 is the bottom view thereof.



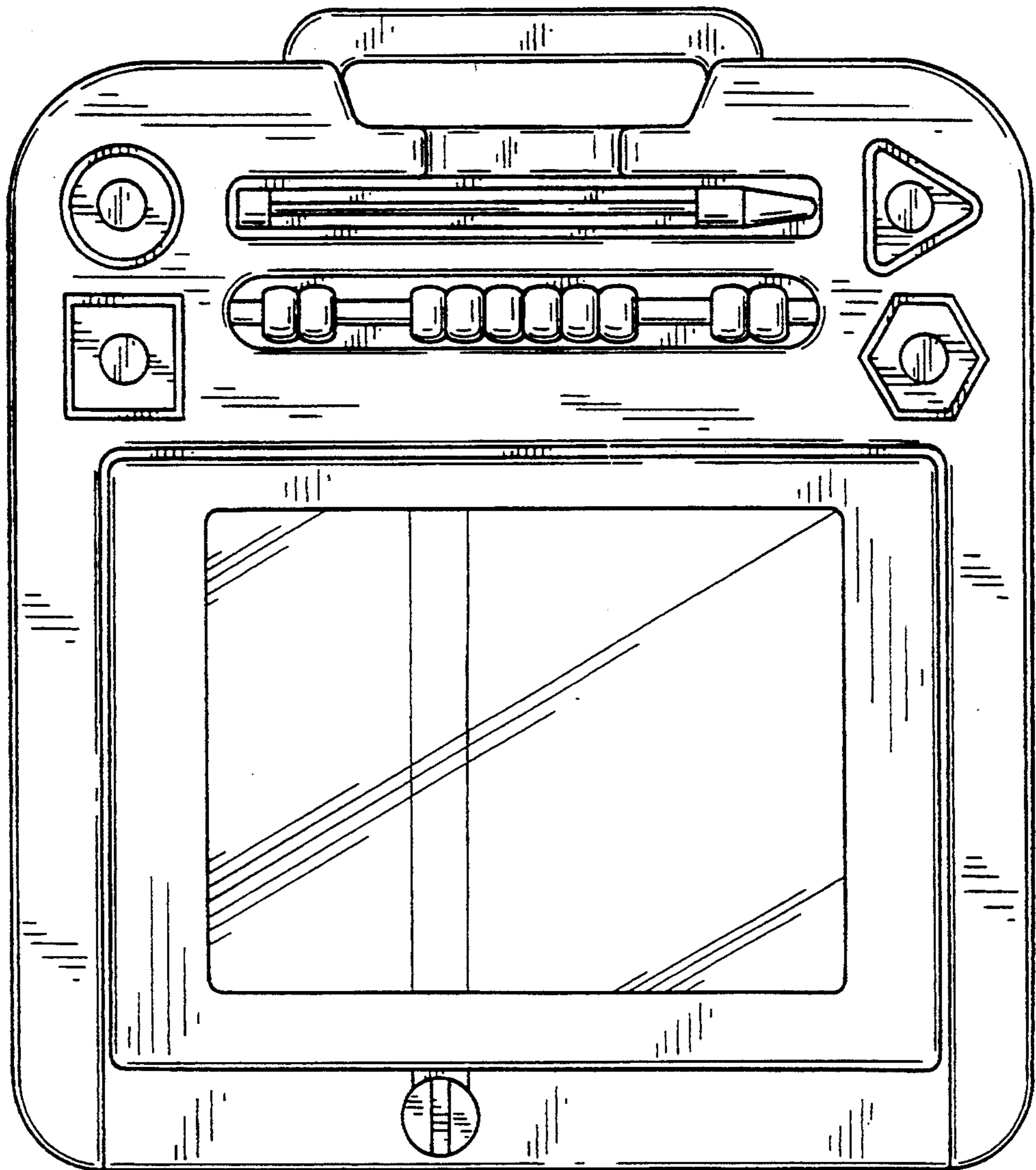


FIG. 1




FIG. 6

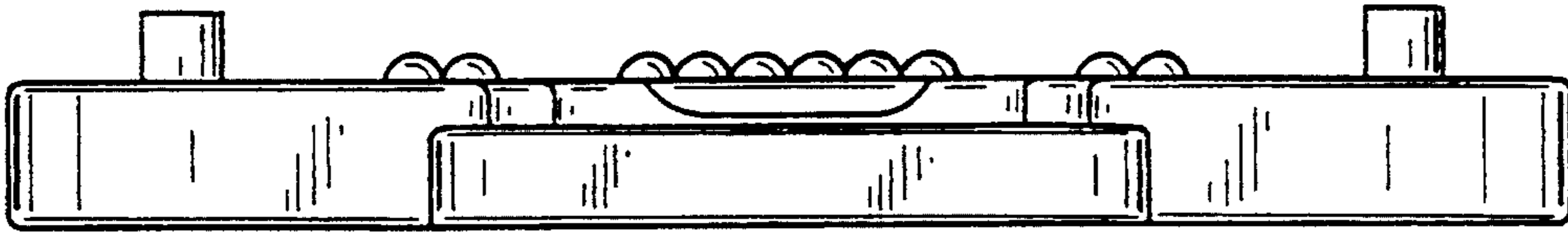


FIG. 5




FIG. 2



FIG. 4




FIG. 3