



US00D356812S

United States Patent [19]
Chiba

[11] **Patent Number: Des. 356,812**

[45] **Date of Patent: ** Mar. 28, 1995**

[54] **IMAGE FORMING APPARATUS**
[75] **Inventor: Toshimi Chiba, Kawasaki, Japan**
[73] **Assignee: Canon Kabushiki Kaisha, Tokyo, Japan**
[**] **Term: 14 Years**
[21] **Appl. No.: 7,075**
[22] **Filed: Apr. 15, 1993**

[30] **Foreign Application Priority Data**
Oct. 20, 1992 [JP] Japan 4-30692
[52] **U.S. Cl. D18/43**
[58] **Field of Search D18/36, 40, 43; 222/DIG. 1; 355/206, 208, 245, 260, 298**

[56] **References Cited**
U.S. PATENT DOCUMENTS
D. 276,916 12/1984 Masaki D18/36
D. 287,023 12/1986 Masaki D18/36
D. 298,255 10/1988 Hirata D18/36
D. 298,259 10/1988 Masaki D18/36
D. 298,333 11/1988 Masaki et al. D18/36
D. 298,334 11/1988 Masaki et al. D18/36
D. 298,335 11/1988 Masaki et al. D18/36
D. 298,336 11/1988 Masaki D18/36
D. 303,541 9/1989 Aoyama D18/36

D. 303,542 9/1989 Tashiro D18/36
D. 303,543 9/1989 Seki D18/36
D. 308,885 6/1990 Okayama et al. D18/40
D. 310,539 9/1990 Komada et al. D18/40
D. 313,615 1/1991 Tokuda D18/36
D. 313,616 1/1991 Tokuda D18/36
D. 313,813 1/1991 Tokuda D18/36
D. 314,212 1/1991 Komada et al. D18/40
D. 338,227 8/1993 Tokuda et al. D18/43
D. 338,909 8/1993 Tokuda et al. D18/43
4,816,877 3/1989 Keen D18/43 X

Primary Examiner—Martie Thompson
Assistant Examiner—Caron D. Veynar
Attorney, Agent, or Firm—Fitzpatrick, Cella, Harper & Scinto

[57] **CLAIM**

The ornamental design for an image forming apparatus, as shown and described.

DESCRIPTION

FIG. 1 is a front elevational view of an image forming apparatus showing my new design;
FIG. 2 is a rear elevational view thereof;
FIG. 3 is a top plan view thereof;
FIG. 4 is a bottom plan view thereof;
FIG. 5 is a left side elevational view thereof;
FIG. 6 is a right side elevational view thereof; and,
FIG. 7 is a perspective view thereof.

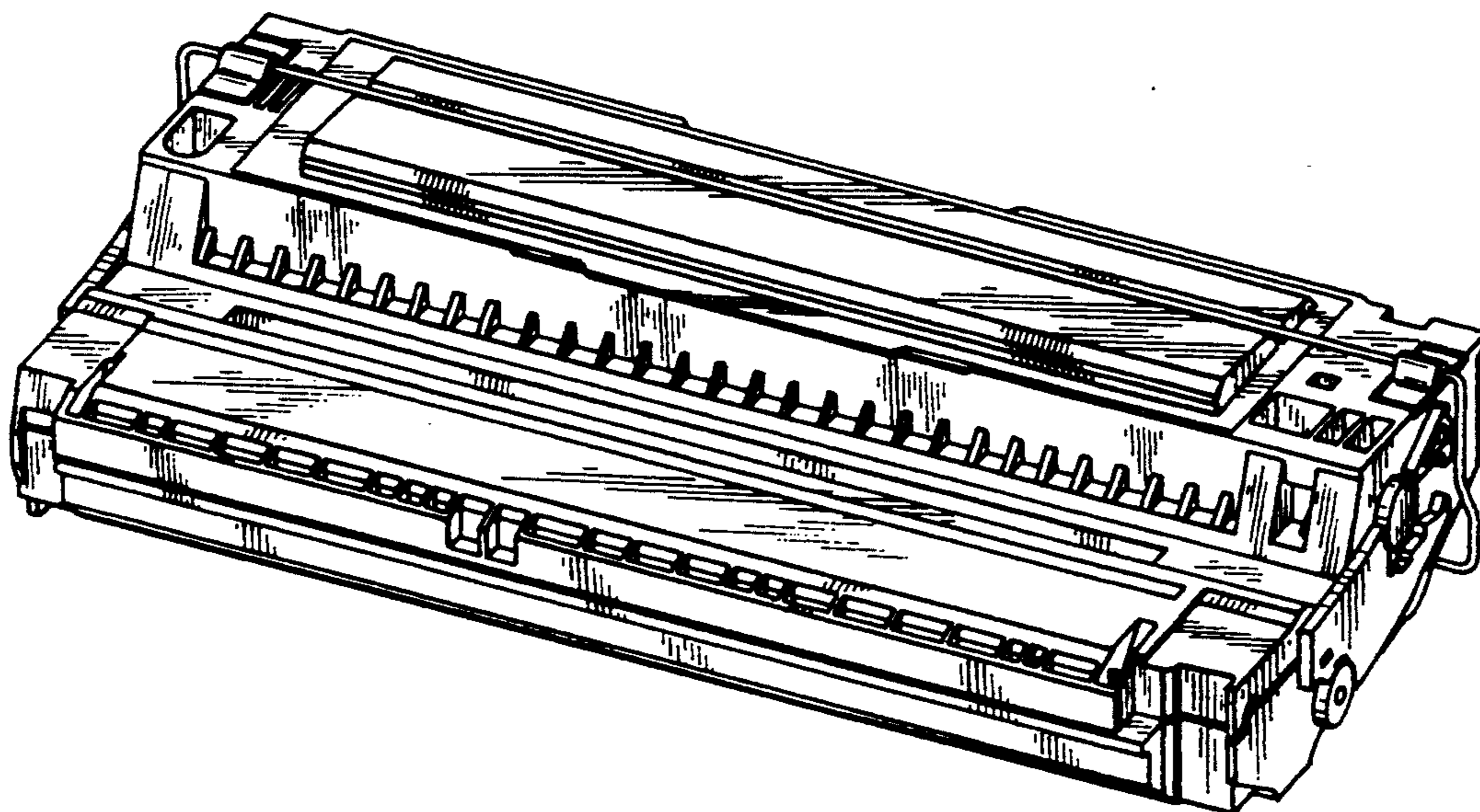


FIG. 1

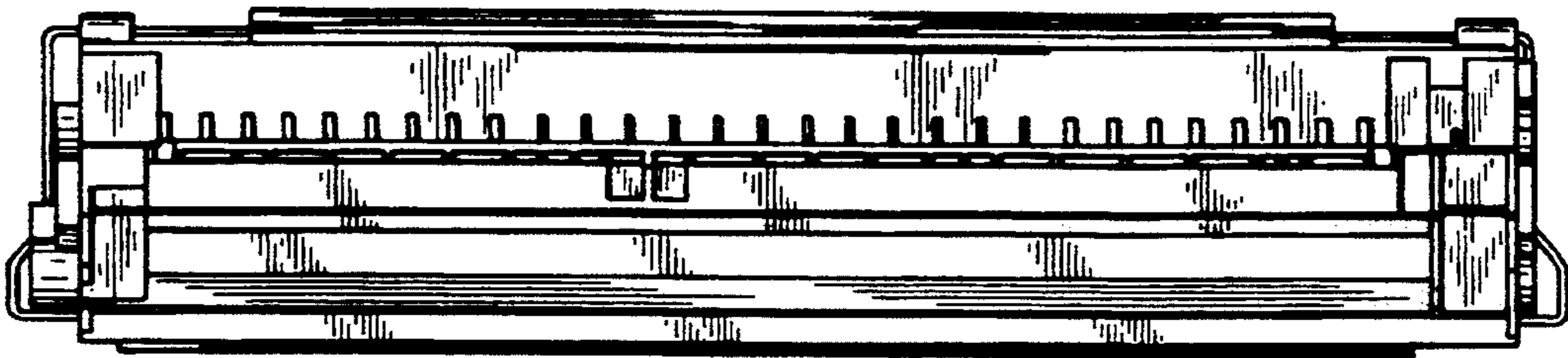


FIG. 2




FIG. 3

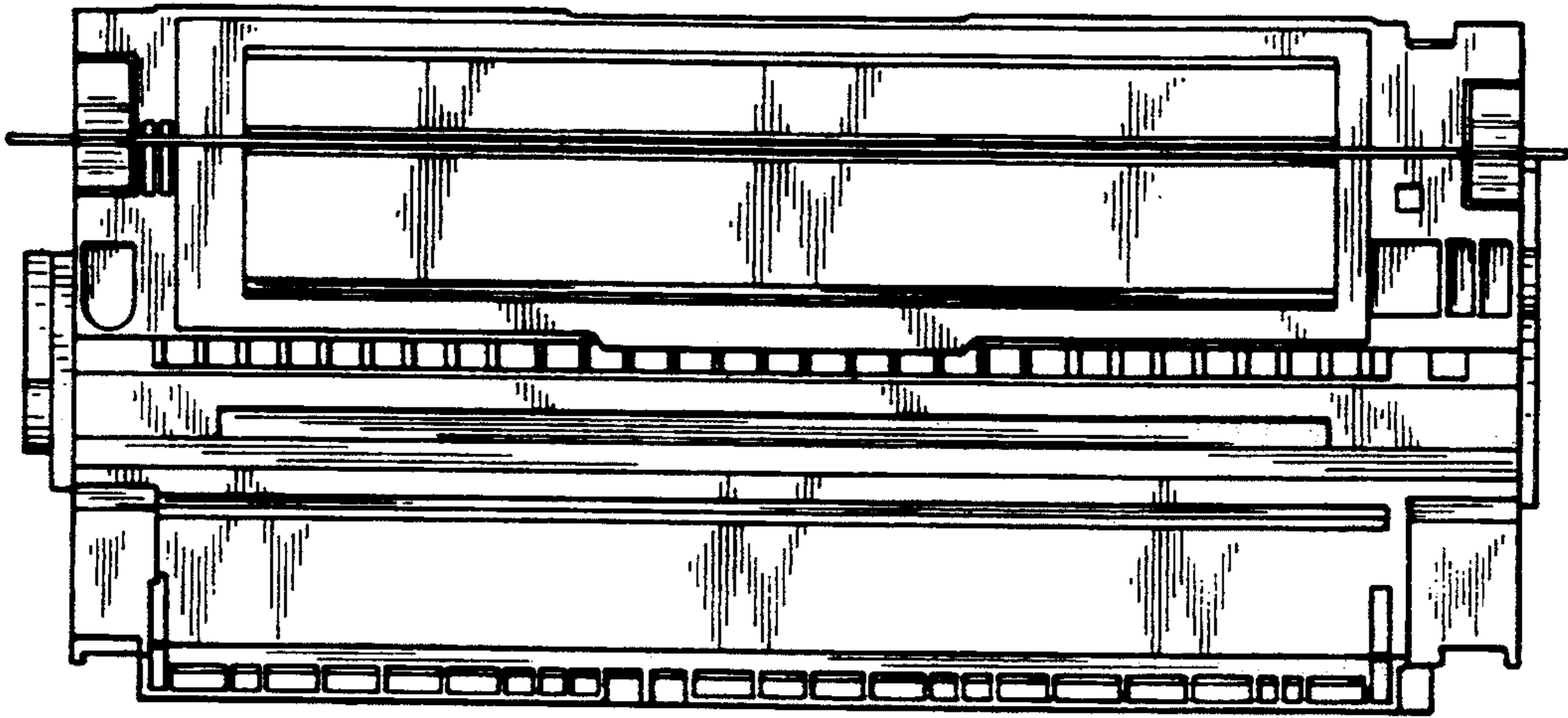


FIG. 4

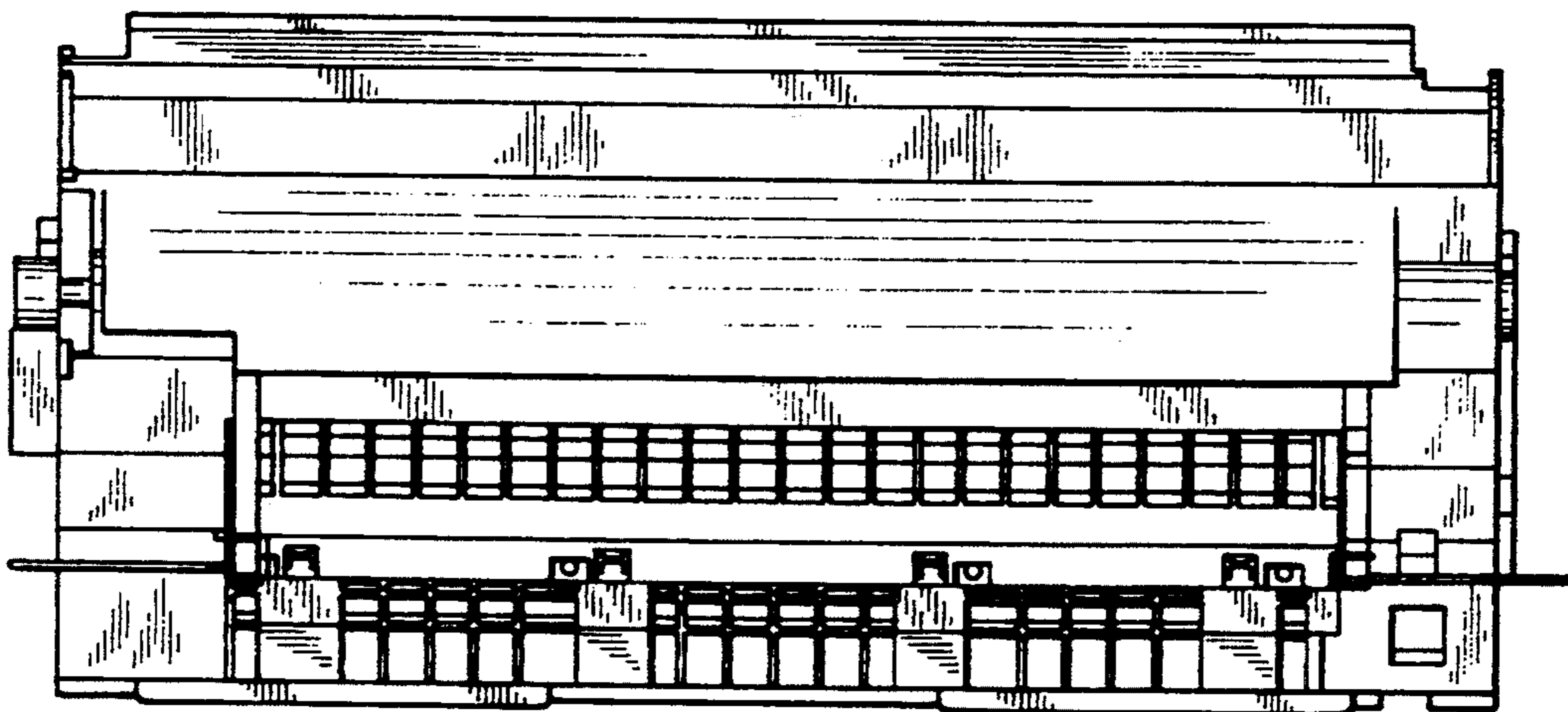


FIG. 5




FIG. 6

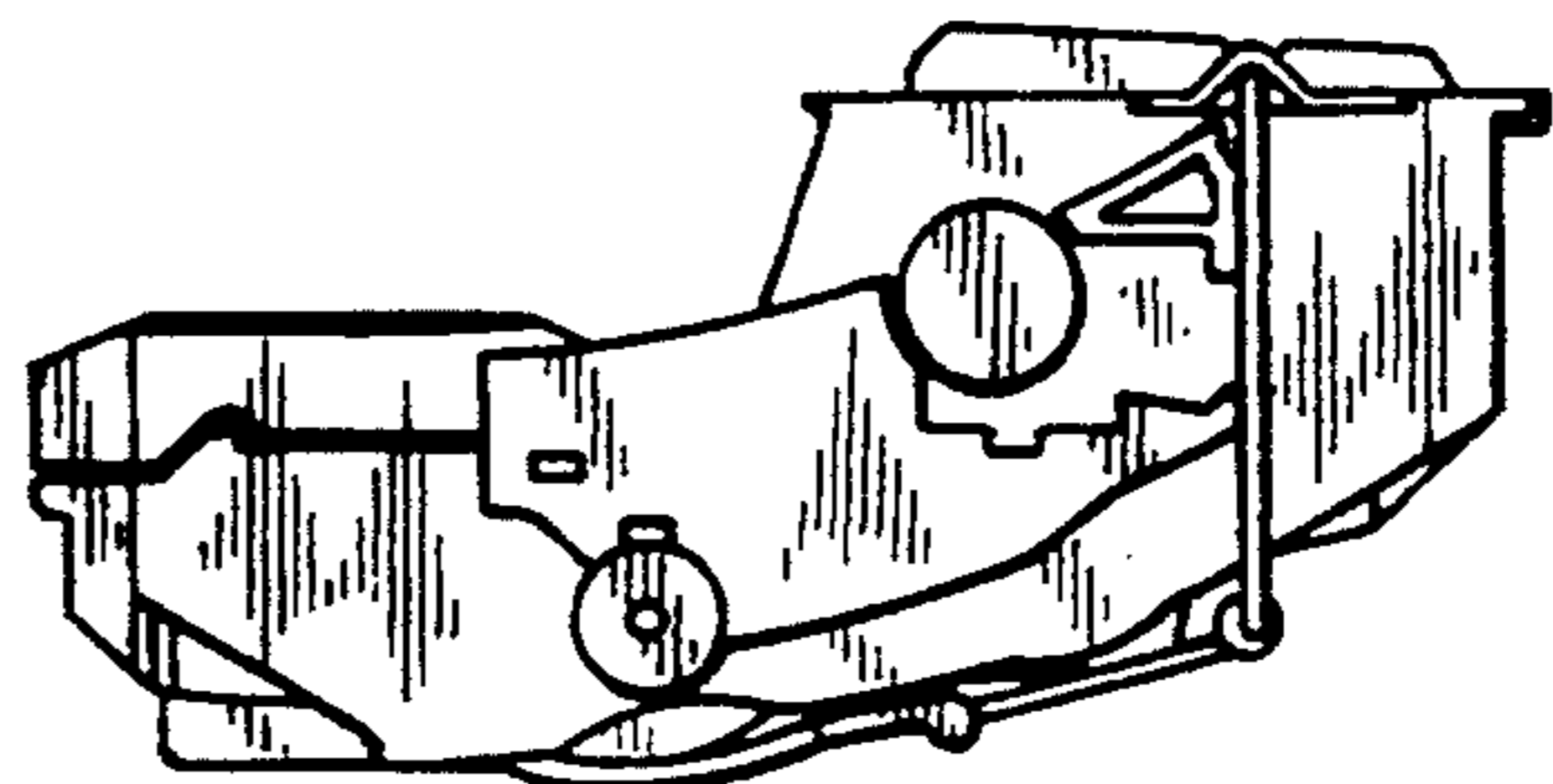


FIG. 7

