



US00D356807S

# United States Patent [19]

[11] Patent Number: **Des. 356,807**

Sato et al.

[45] Date of Patent: **\*\* Mar. 28, 1995**

[54] **COMBINED VIDEO TAPE RECORDER AND CAMERA**

[75] Inventors: **Atsutoshi Sato, Kokubunji; Tōru Ebihara, Sagamihara; Ryuichi Nemoto, Iruma; Atsuhiko Urushihara; Makoto Fukatsu, both of Kokubunji; Tomiyoshi Koseki, Katsuta, all of Japan**

[73] Assignee: **Hitachi, Ltd., Tokyo, Japan**

[\*\*] Term: **14 Years**

[21] Appl. No.: **11,399**

[22] Filed: **Aug. 4, 1993**

[30] **Foreign Application Priority Data**

Mar. 12, 1993 [JP] Japan ..... 5-6938

[52] U.S. Cl. .... **D16/202**

[58] Field of Search ..... **D16/200-206, D16/208; 352/34, 242, 243; 348/143, 373-376; 354/82, 288; 358/906**

[56] **References Cited**

**U.S. PATENT DOCUMENTS**

D. 323,519 1/1992 Fukuda ..... D16/202

D. 347,236 5/1994 Ooi et al. .... D16/202  
D. 350,360 9/1994 Masuda ..... D16/202  
4,928,179 5/1990 Takahashi et al. .... 348/143  
5,189,520 2/1993 Okayasu et al. .... 358/906

**OTHER PUBLICATIONS**

Video Magazine, Jan. 1993 p. 28 (Minolta's Master 8-848 Camcorder).

*Primary Examiner*—Bernard Ansher  
*Assistant Examiner*—Adir Aronovich  
*Attorney, Agent, or Firm*—Antonelli, Terry, Stout & Kraus

[57] **CLAIM**

The ornamental design for a combined video tape recorder and camera, as shown.

**DESCRIPTION**

FIG. 1 is a front, top and right side perspective view of a combined video tape recorder and camera showing our new design;  
FIG. 2 is a front elevational view thereof;  
FIG. 3 is a rear elevational view thereof;  
FIG. 4 is a right side elevational view thereof;  
FIG. 5 is a left side elevational view thereof;  
FIG. 6 is a top plan view thereof; and,  
FIG. 7 is a bottom plan view thereof.




FIG. 1

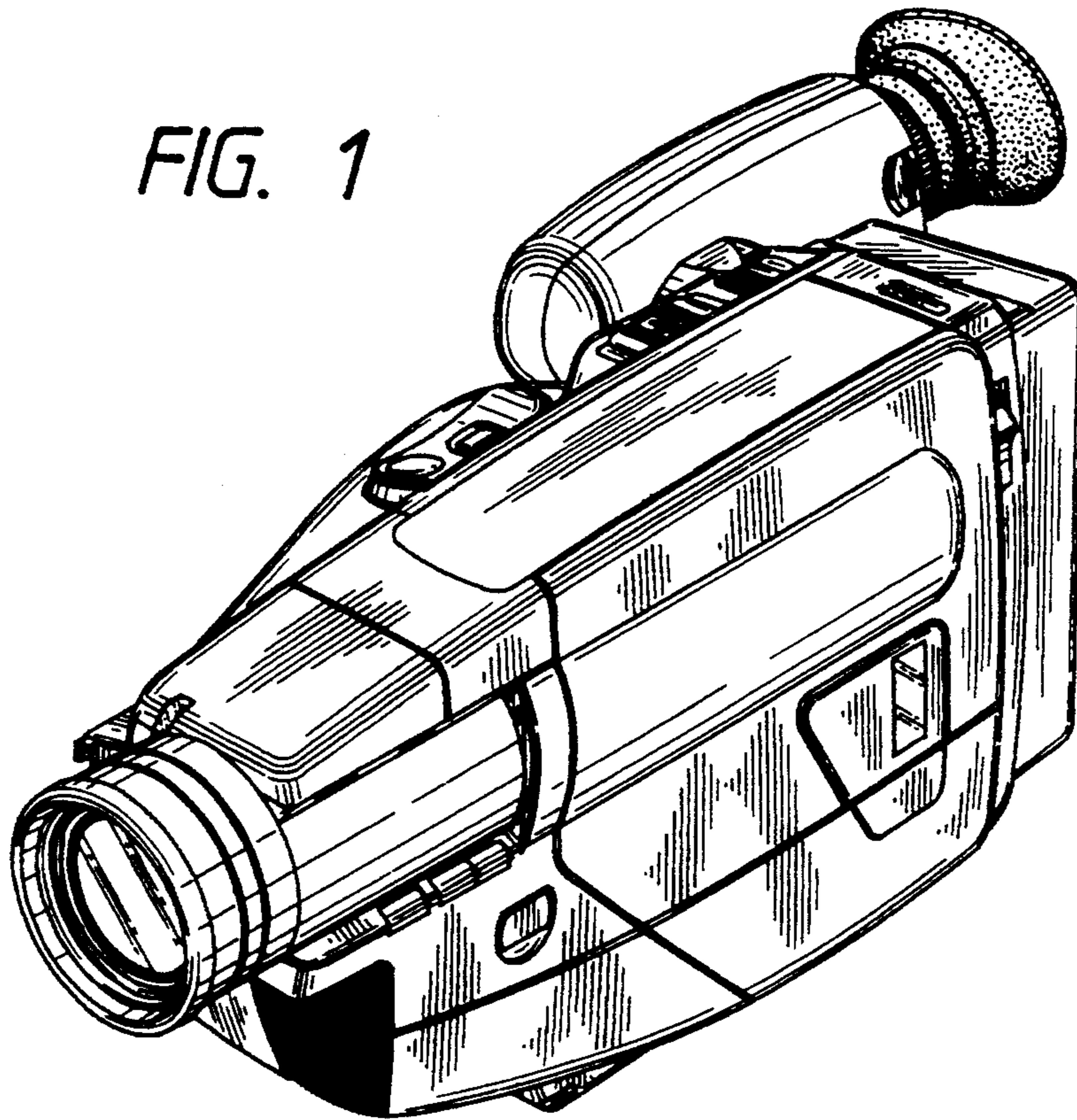


FIG. 2




FIG. 3

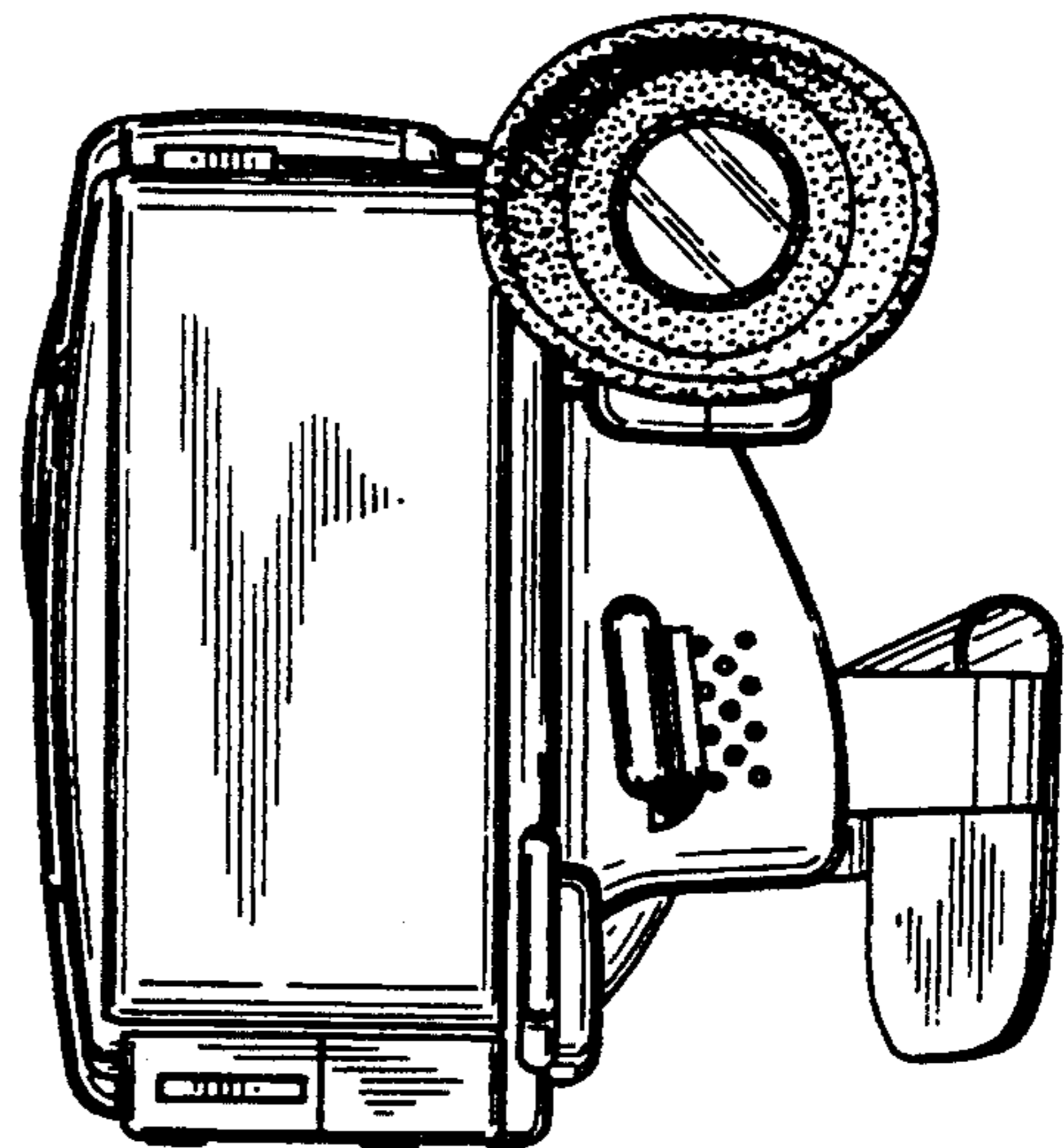


FIG. 4

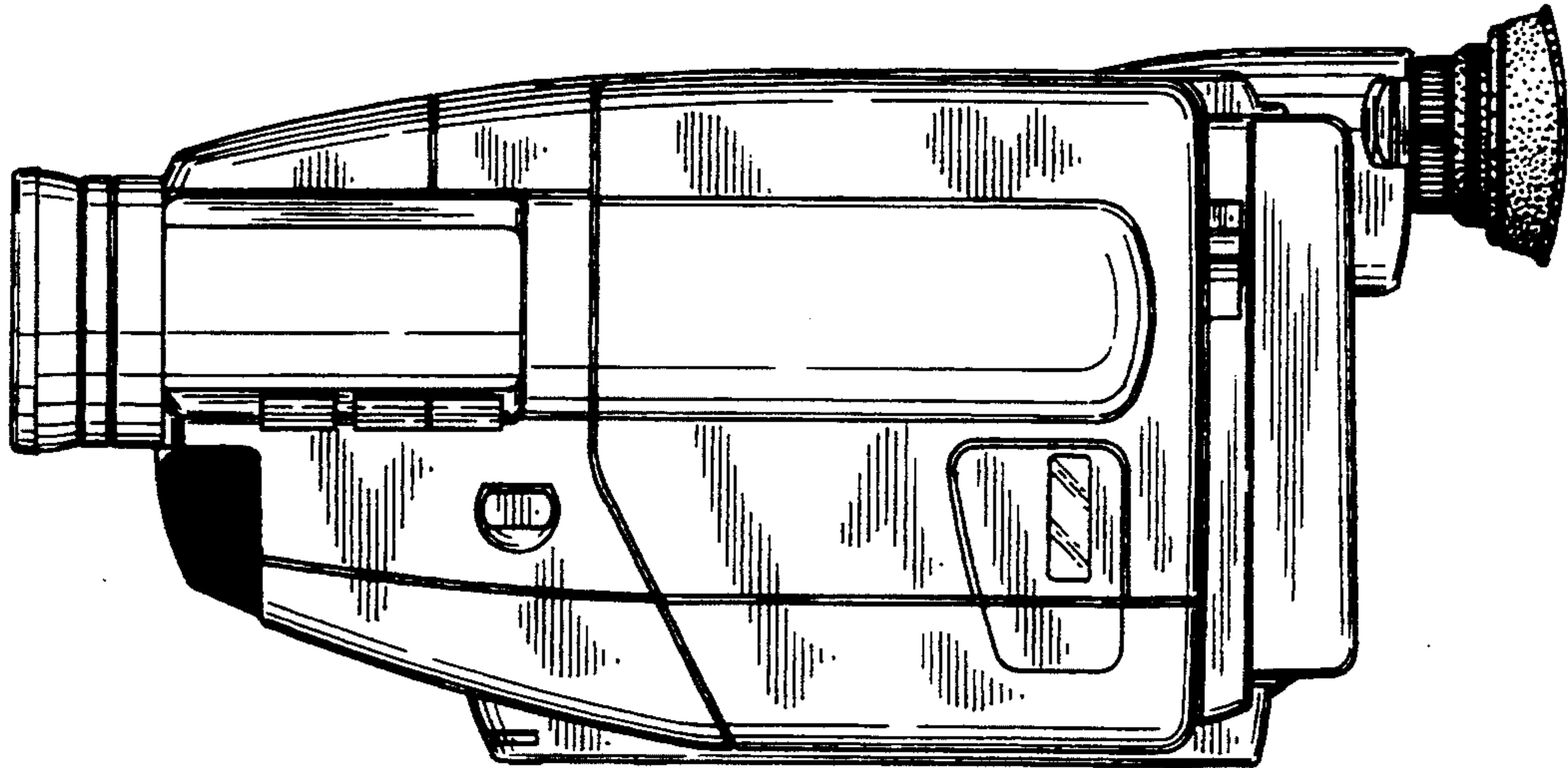


FIG. 5

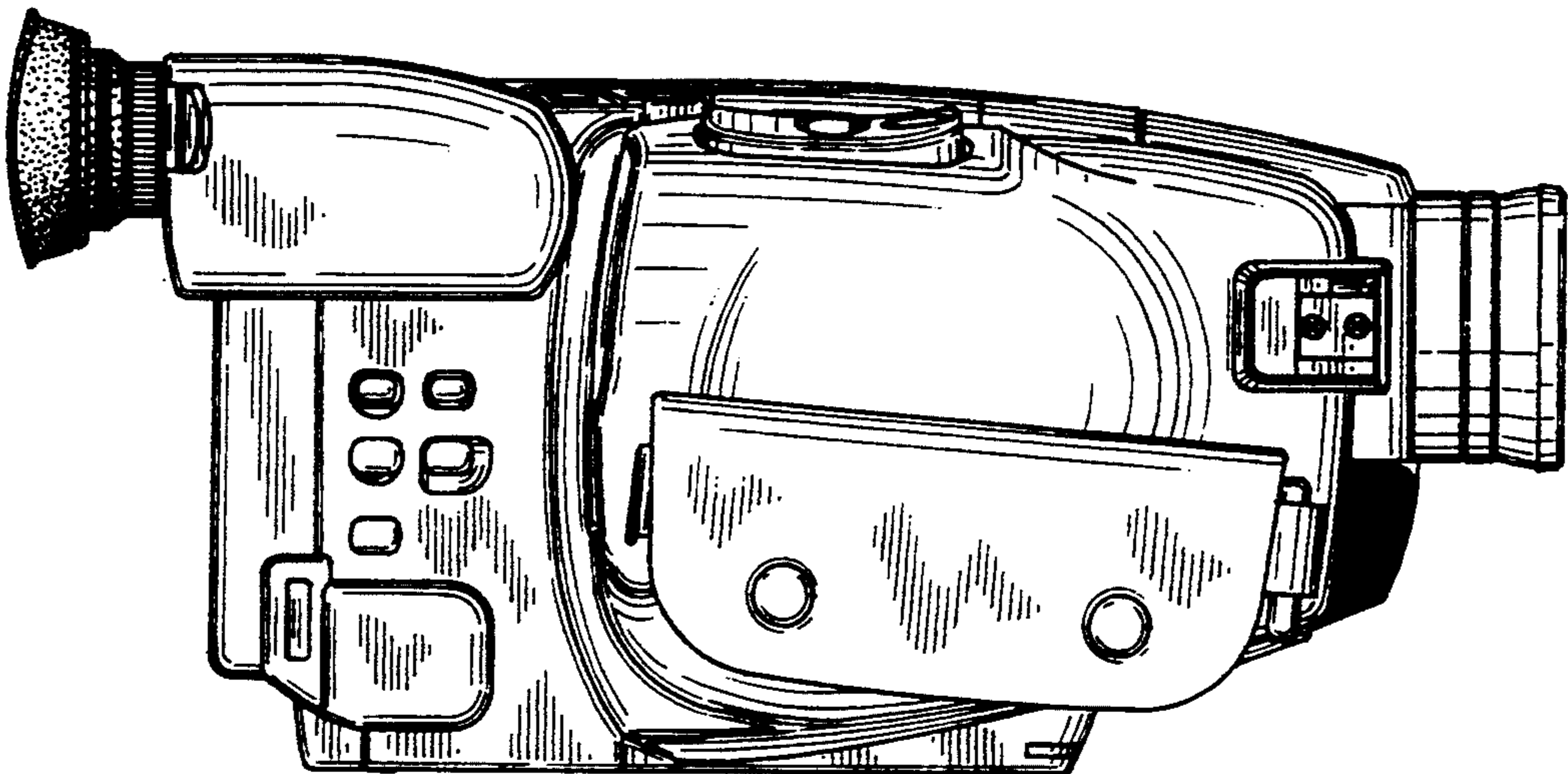


FIG. 6

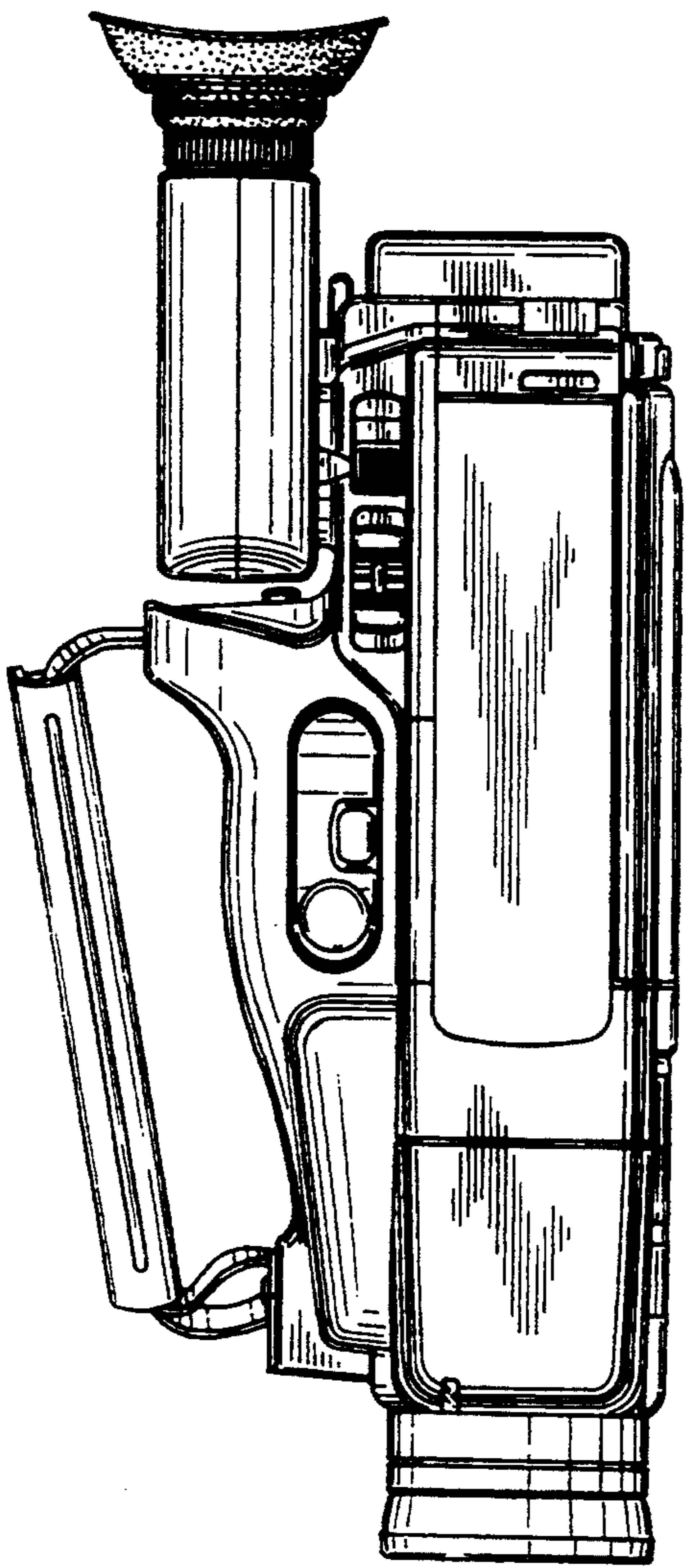


FIG. 7

