



US00D356793S

United States Patent [19]

[11] Patent Number: **Des. 356,793**

Scheid et al.

[45] Date of Patent: **** Mar. 28, 1995**

[54] **SELECTIVE CALL RECEIVER**

[75] Inventors: **William J. Scheid**, Coral Springs;
David Twonsend, West Palm Beach,
both of Fla.

[73] Assignee: **Motorola, Inc.**, Schaumburg, Ill.

[**] Term: **14 Years**

[21] Appl. No.: **14,903**

[22] Filed: **Nov. 4, 1993**

[52] U.S. Cl. **D14/191**

[58] Field of Search D14/191, 192, 124, 299,
D14/188; 455/90, 92, 100, 299; 340/311.1

[56] **References Cited**

U.S. PATENT DOCUMENTS

- D. 305,764 1/1990 Westfield et al. D14/188
- D. 314,382 2/1991 Scheid et al. D14/191
- D. 325,579 4/1992 Bouhuys D14/191
- D. 327,267 6/1992 Scheid et al. D14/191

- D. 343,619 1/1994 Townsend et al. D14/191
- D. 348,463 7/1994 Scheid et al. D14/191
- 3,665,475 5/1972 Gram 455/92 X
- 5,197,091 3/1993 Takagi et al. 455/90 X


Primary Examiner—Theodore M. Shooman
Assistant Examiner—Cheri Cohen
Attorney, Agent, or Firm—Kelly A. Gardner; John H. Moore

[57] **CLAIM**

The ornamental design for a selective call receiver, as shown and described.

DESCRIPTION

FIG. 1 is a front elevational view of a selective call receiver showing our new design;
FIG. 2 is a rear elevational view thereof;
FIG. 3 is a top plan view thereof;
FIG. 4 is a bottom plan view thereof;
FIG. 5 is a right side elevational view thereof;
FIG. 6 is a left side elevational view thereof; and,
FIG. 7 is a perspective view thereof.






FIG. 1

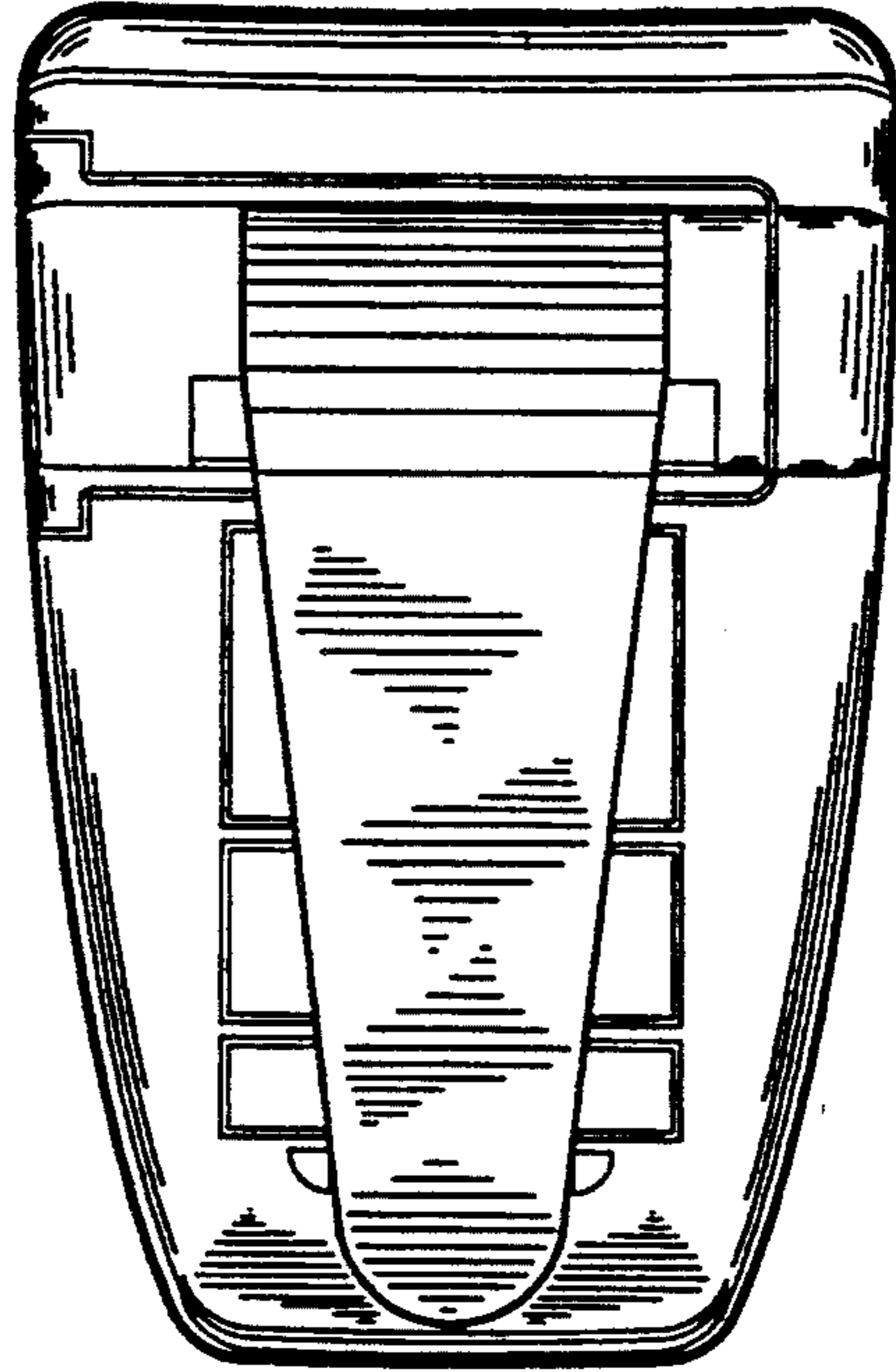


FIG. 2



FIG. 3




FIG. 4



FIG. 5



FIG. 6




FIG. 7