



US00D356790S

# United States Patent [19]

[11] Patent Number: **Des. 356,790**

Davison, Jr. et al.

[45] Date of Patent: **\*\* Mar. 28, 1995**

[54] **PORTABLE RADIO**

[75] Inventors: **John F. Davison, Jr.**, Cleveland, Ohio; **Scott H. Richards**, Sunrise, Fla.; **Bruce A. Claxton**, Coral Springs, Fla.; **Craig F. Siddoway**, Davie, Fla.; **Steven J. Finch**; **Bruce W. Ross**, both of Sunrise, Fla.

[73] Assignee: **Motorola, Inc.**, Schaumburg, Ill.

[\*\*] Term: **14 Years**

[21] Appl. No.: **710,309**

[22] Filed: **Jun. 3, 1991**

[52] U.S. Cl. .... **D14/137**

[58] Field of Search ..... **D14/124, 137, 138, 155, D14/159, 299; 455/73, 89, 90, 92, 100, 128**

[56] **References Cited**

**U.S. PATENT DOCUMENTS**

- D. 276,159 10/1984 Huntington ..... D14/137
- D. 282,661 2/1986 Imazeki ..... D14/137 X
- D. 290,842 7/1987 Scheid et al. .... D14/137

- D. 292,211 10/1987 Imazeki ..... D14/137
- D. 292,582 11/1987 Schaefer et al. .... D14/137
- 302,688 8/1989 Toth et al. .
- 5,023,936 6/1991 Szczutkowski et al. .... 455/128 X

*Primary Examiner*—Theodore M. Shooman  
*Attorney, Agent, or Firm*—Michael J. Buchenhorne; Juliana Agon

[57] **CLAIM**

The ornamental design for a portable radio, as shown.

**DESCRIPTION**

FIG. 1 comprises a front view of a portable radio showing our new design;

FIG. 2 comprises a right side view thereof;

FIG. 3 comprises a back view thereof;

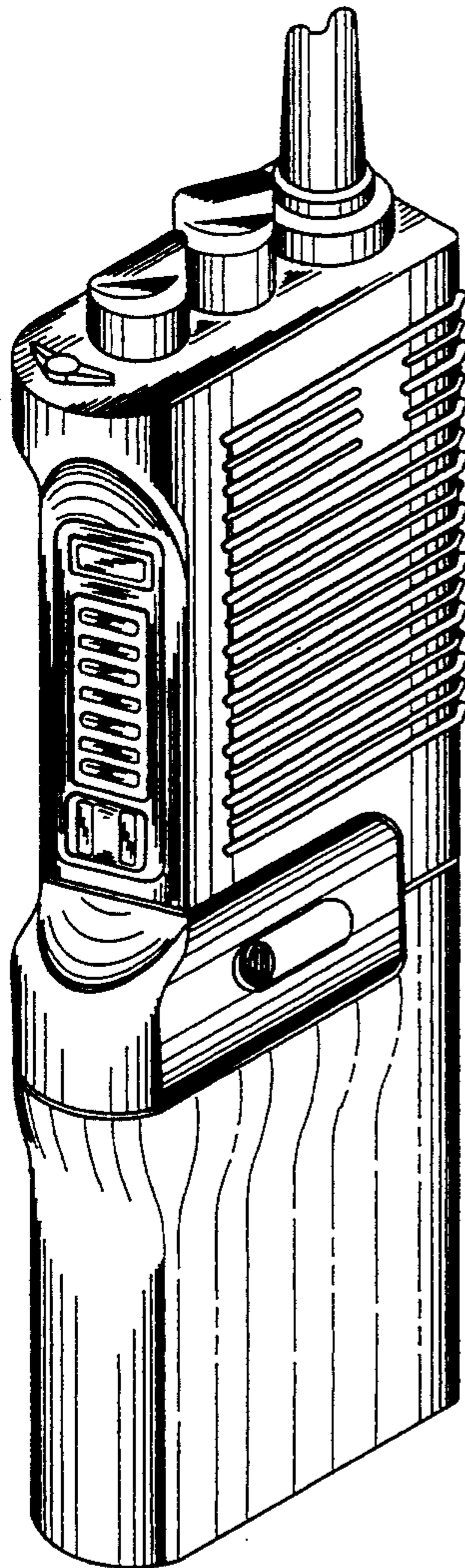
FIG. 4 comprises a left side view thereof;

FIG. 5 comprises top plan view thereof;

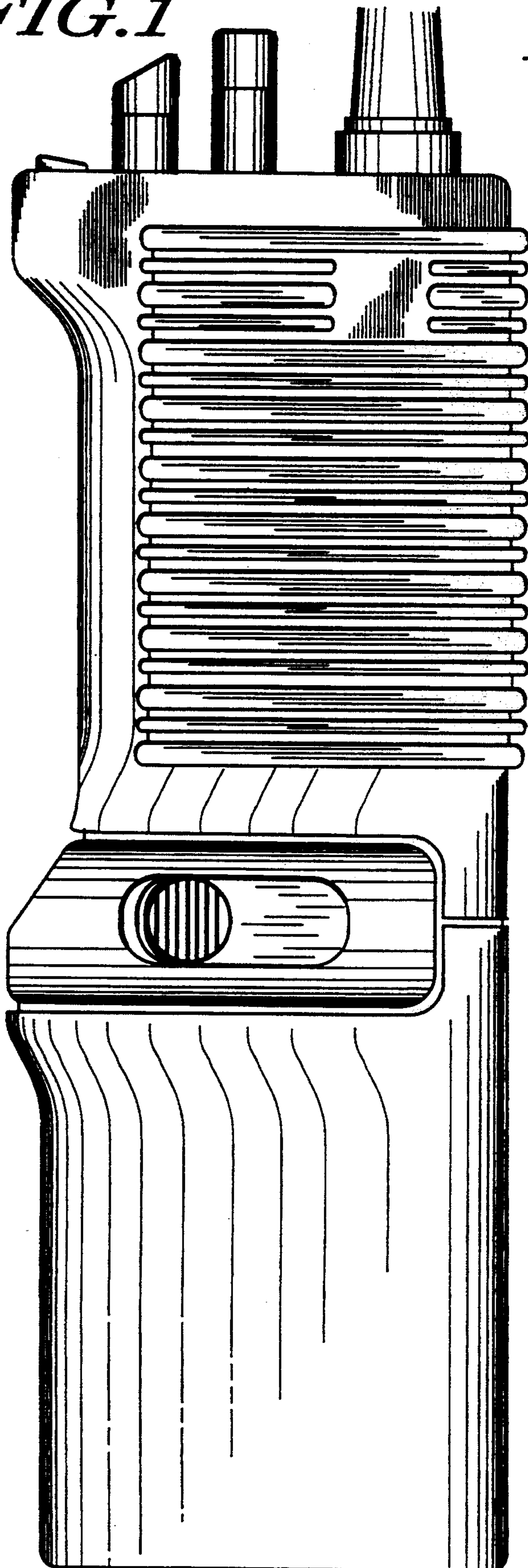
FIG. 6 comprises a bottom plan view thereof; and,

FIG. 7 comprises a top, front and left side perspective view thereof.

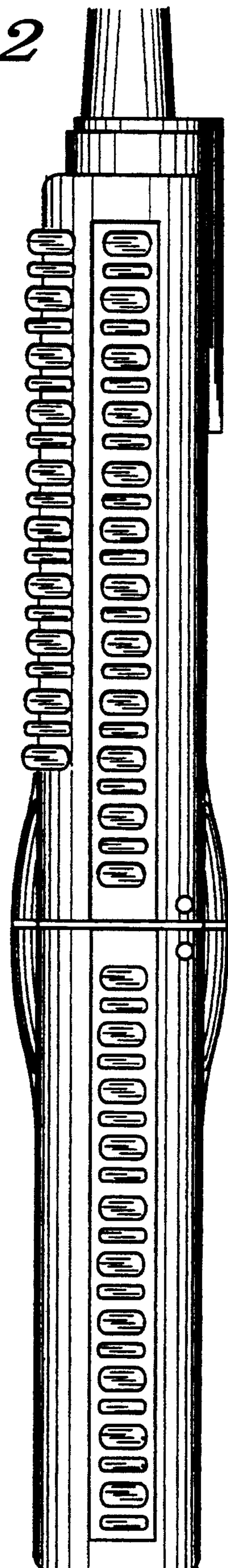
The antenna is broken away in FIGS. 1 through 4 and 7 for ease of illustration.



*FIG. 1*

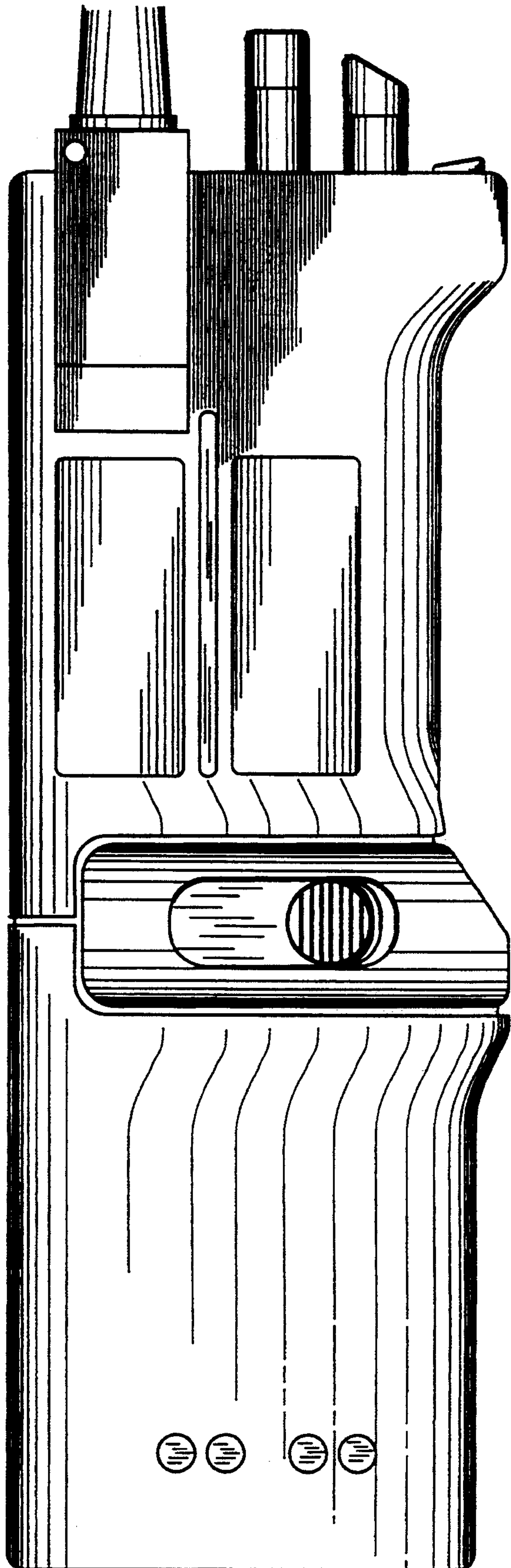


*FIG. 2*

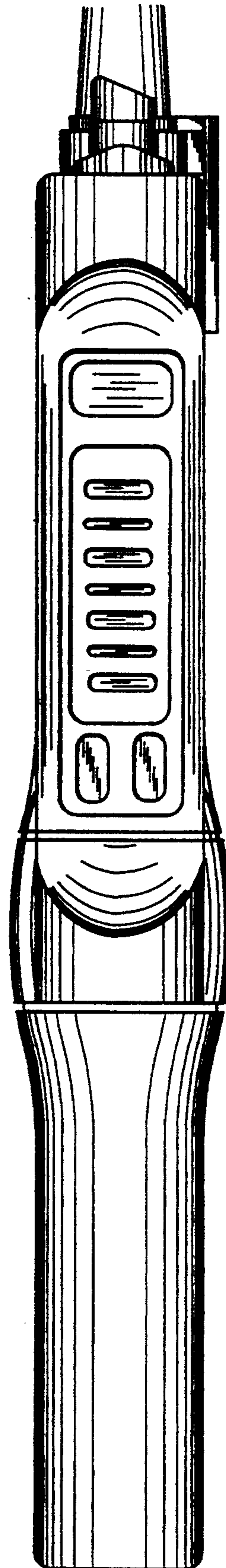




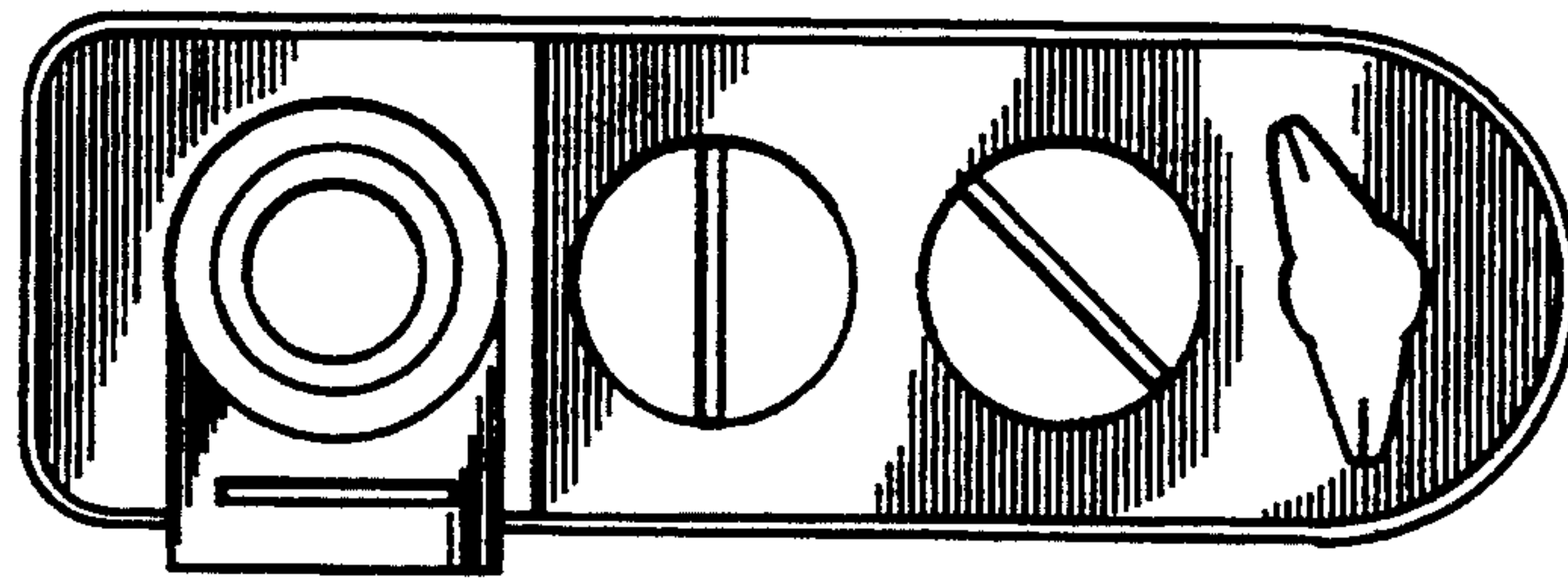
*FIG. 3*




*FIG. 4*



*FIG. 5*



*FIG. 6*



*FIG. 7*

